



US00D404509S

United States Patent [19]
Deen

[11] **Patent Number: Des. 404,509**

[45] **Date of Patent: **Jan. 19, 1999**

[54] **FLASH LIGHT**

[76] Inventor: **Mohammed Ahsan Deen**, 34, Harrow Road, Newport, Gwent, United Kingdom, NP9 OBT

[**] Term: **14 Years**

[21] Appl. No.: **78,281**

[22] Filed: **Oct. 23, 1997**

[51] **LOC (6) Cl.** **26-02**

[52] **U.S. Cl.** **D26/37**

[58] **Field of Search** D26/37-50; 362/103, 362/154, 155, 156, 157, 158, 183-191, 194-208

[56] **References Cited**

U.S. PATENT DOCUMENTS

D. 330,258 10/1992 Schneiderman D26/37

D. 361,633 8/1995 Chabria D26/37
D. 362,816 10/1995 Yuen D26/37
D. 374,492 10/1996 Col D26/37
D. 390,678 2/1998 Matthes D26/37

Primary Examiner—Marcus A. Jackson
Attorney, Agent, or Firm—Rader, Fishman & Grauer PLLC


[57] **CLAIM**

The ornamental design for a flash light, as shown and described.

DESCRIPTION

FIG. 1 is a view of the front face of the flash light;
FIG. 2 is a view of the reverse face of the flash light;
FIG. 3 is a view of the right face of the flash light;
FIG. 4 is a view of the left face of the flash light;
FIG. 5 is a view of the top face of the flash light;
FIG. 6 is a view of the bottom face of the flash light; and,
FIG. 7 is an isometric view of the flash light.

1 Claim, 4 Drawing Sheets



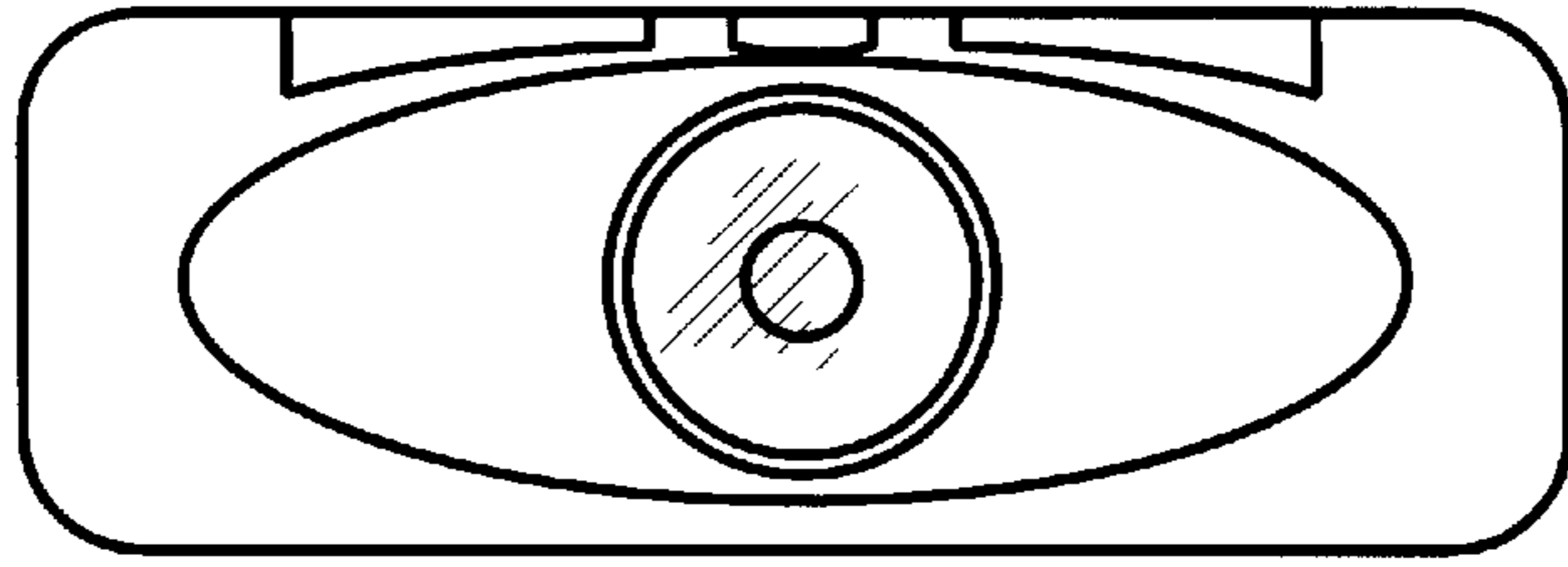


FIG 1




FIG 2




FIG 3




FIG 4




FIG 5




FIG 6




FIG 7