



US00D404491S

United States Patent [19]
Scott

[11] **Patent Number: Des. 404,491**

[45] **Date of Patent: **Jan. 19, 1999**

[54] **BABY BOTTLE WITH TEMPERATURE INDICATOR**

[75] Inventor: **Juliet Scott**, 30 Broad St. #6, New London, Conn. 06320

[73] Assignee: **Juliet Scott**, Hartford, Conn.

[**] Term: **14 Years**

[21] Appl. No.: **23,797**

[22] Filed: **Jun. 1, 1994**

Related U.S. Application Data

[63] Continuation of Ser. No. 7,186, Apr. 19, 1993, abandoned.

[51] **LOC (6) Cl.** **07-01**

[52] **U.S. Cl.** **D24/197**

[58] **Field of Search** D24/197; 215/11.1, 215/11.2, 11.3, 11.4, 11.5, 11.6

[56] **References Cited**

U.S. PATENT DOCUMENTS

- D. 298,354 11/1988 Viator D24/197
- D. 301,741 6/1989 Barber D24/197
- D. 312,878 12/1990 Mariol D24/197
- 2,357,477 9/1944 Killman 215/11.2 X

- 3,546,942 12/1970 Thiele .
- 3,567,059 3/1971 Littman 215/11.2
- 4,156,365 5/1979 Heinmets et al. .
- 4,538,926 9/1985 Chretien .
- 4,878,588 11/1989 Ephraim .
- 4,919,983 4/1990 Fremin .
- 5,000,581 3/1991 Yata et al. 215/11.2 X

OTHER PUBLICATIONS

Brochure distributed by American Inventors Corporation approximately during Jun. 1993.

Primary Examiner—Stella Reid

[57] **CLAIM**

The ornamental design for a baby bottle with temperature indicator, as shown and described.

DESCRIPTION

FIG. 1 is a front elevational view of the baby bottle with temperature indicator showing my new design; FIG. 2 is a rear elevational view thereof; FIG. 3 is a left side elevational view thereof; FIG. 4 is a right side elevational view thereof; FIG. 5 is a top plan view thereof; and, FIG. 6 is a bottom plan view thereof.

1 Claim, 3 Drawing Sheets




FIG. 1




FIG. 2




FIG. 3




FIG. 4




FIG. 5

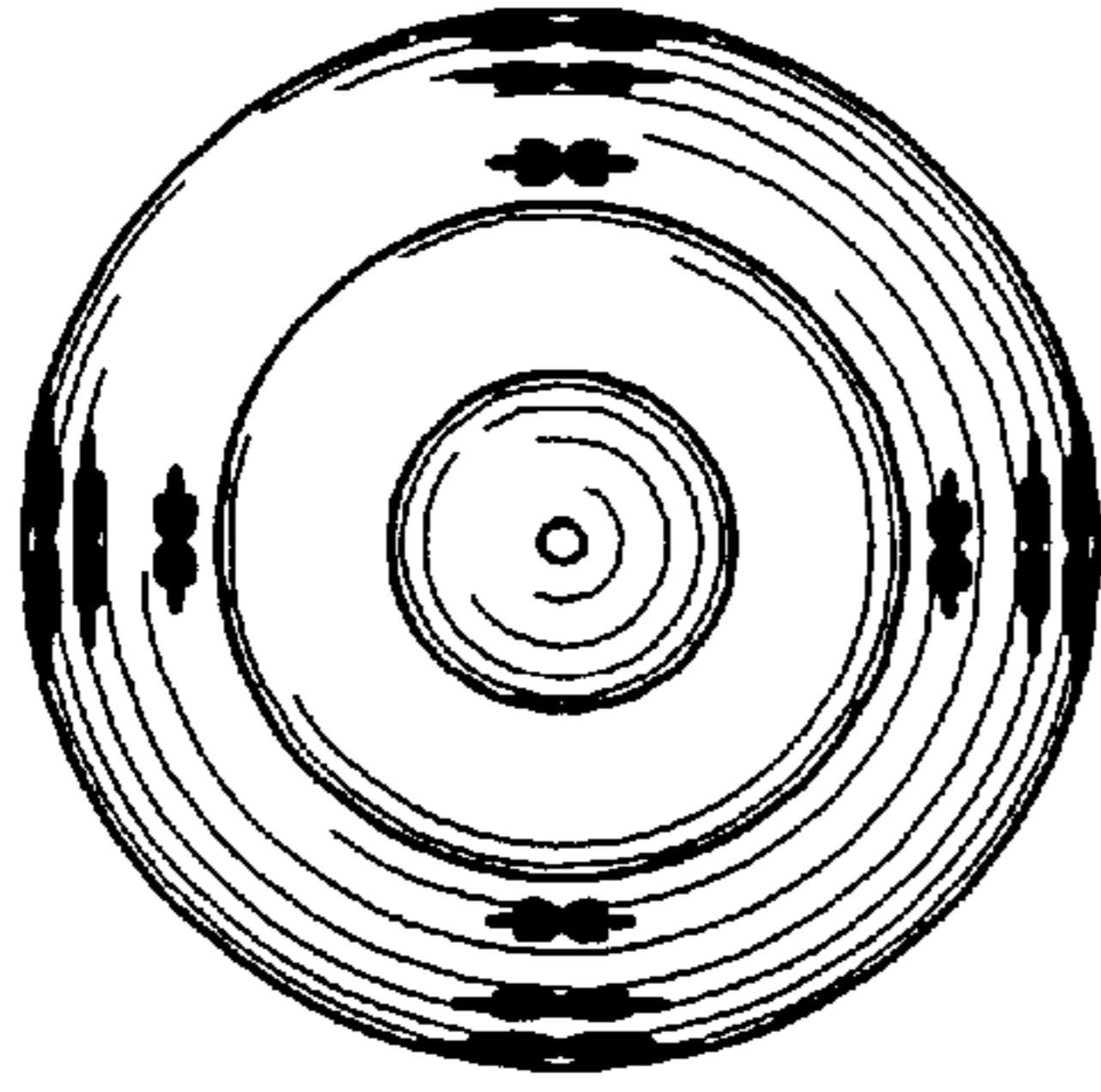


FIG. 6

