



US00D404470S

**United States Patent** [19]  
**Pitsch et al.**

[11] **Patent Number: Des. 404,470**

[45] **Date of Patent: \*\*Jan. 19, 1999**

[54] **FAUCET HANDLE**

[75] Inventors: **Walter Pitsch**, Franklin Park; **John Hyde**, Flemington, both of N.J.

[73] Assignee: **American Standard Inc.**, Piscataway, N.J.

[\*\*] Term: **14 Years**

[21] Appl. No.: **73,993**

[22] Filed: **Jul. 22, 1997**

[51] **LOC (6) Cl.** ..... **23-01**

[52] **U.S. Cl.** ..... **D23/252**

[58] **Field of Search** ..... D23/238-243,  
D23/250-257; 4/675-678; 137/801

[56] **References Cited**

**U.S. PATENT DOCUMENTS**

D. 285,106	8/1986	Yost	.....	D23/252
D. 290,496	6/1987	Ryan	.....	D23/252
D. 318,717	7/1991	Spouler	.....	D23/252
D. 327,532	6/1992	Ko	.....	D23/252
D. 340,763	10/1993	Bonnell	.....	D23/250
D. 357,305	4/1995	Fabian	.....	D23/252
D. 365,384	12/1995	Robbins	.....	D23/252
D. 372,299	7/1996	Fabian	.....	D23/250

*Primary Examiner*—Louis S. Zarfes  
*Assistant Examiner*—Eric Watterson  
*Attorney, Agent, or Firm*—Elaine Brenner Robinson; Joseph M. Homa

[57] **CLAIM**

The ornamental design for a faucet handle, as shown and described.

**DESCRIPTION**

FIG. 1 a perspective view of a faucet handle showing our new design;  
FIG. 2 is bottom plan view thereof;  
FIG. 3 is a top plan view thereof;  
FIG. 4 is a left side elevational view thereof, the right side being a mirror image of the left side;  
FIG. 5 is a front elevational view thereof;  
FIG. 6 is a rear elevational view thereof;  
FIG. 7 is a perspective view of a faucet handle showing another embodiment of our new design;  
FIG. 8 is a bottom plan view of FIG. 7;  
FIG. 9 is a top plan view of FIG. 7;  
FIG. 10 is a left side elevational view of FIG. 7, the right side being a mirror image of the left side;  
FIG. 11 is a front elevational view of FIG. 7; and,  
FIG. 12 is a rear elevational view of FIG. 7.

**1 Claim, 4 Drawing Sheets**




FIG. 1




FIG. 2

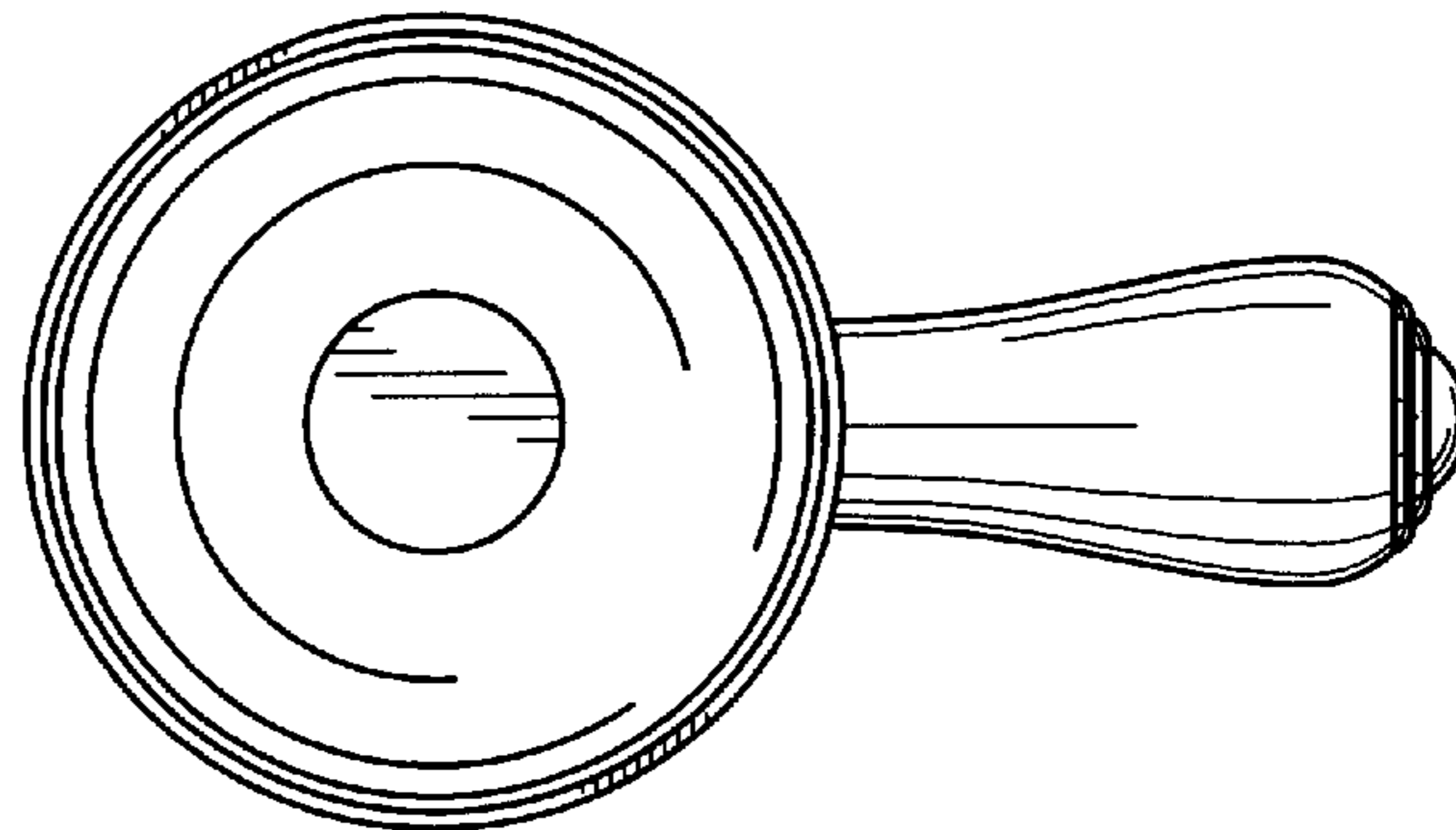


FIG. 3

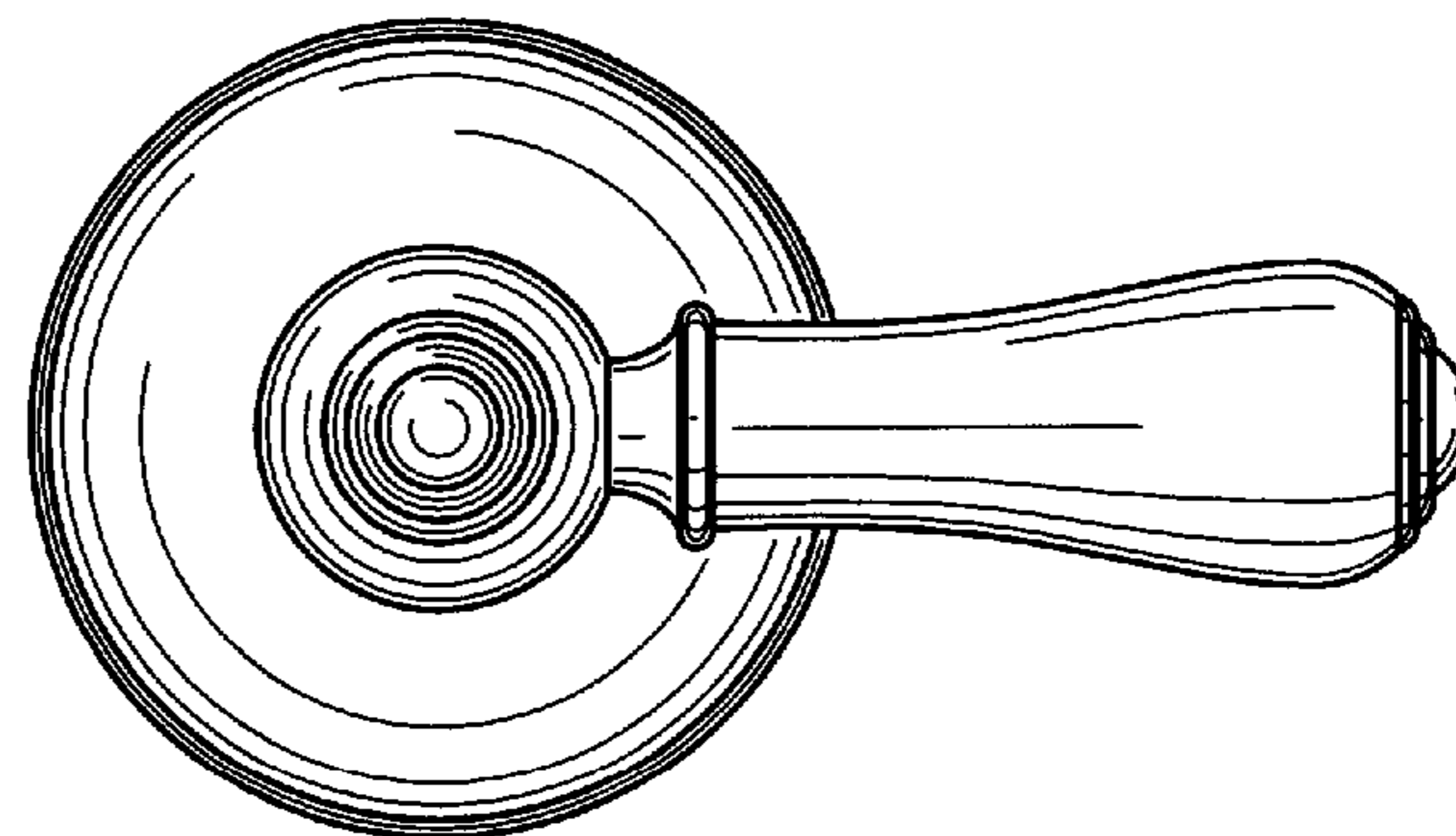


FIG. 4




FIG. 5




FIG. 6




FIG. 7




FIG. 8

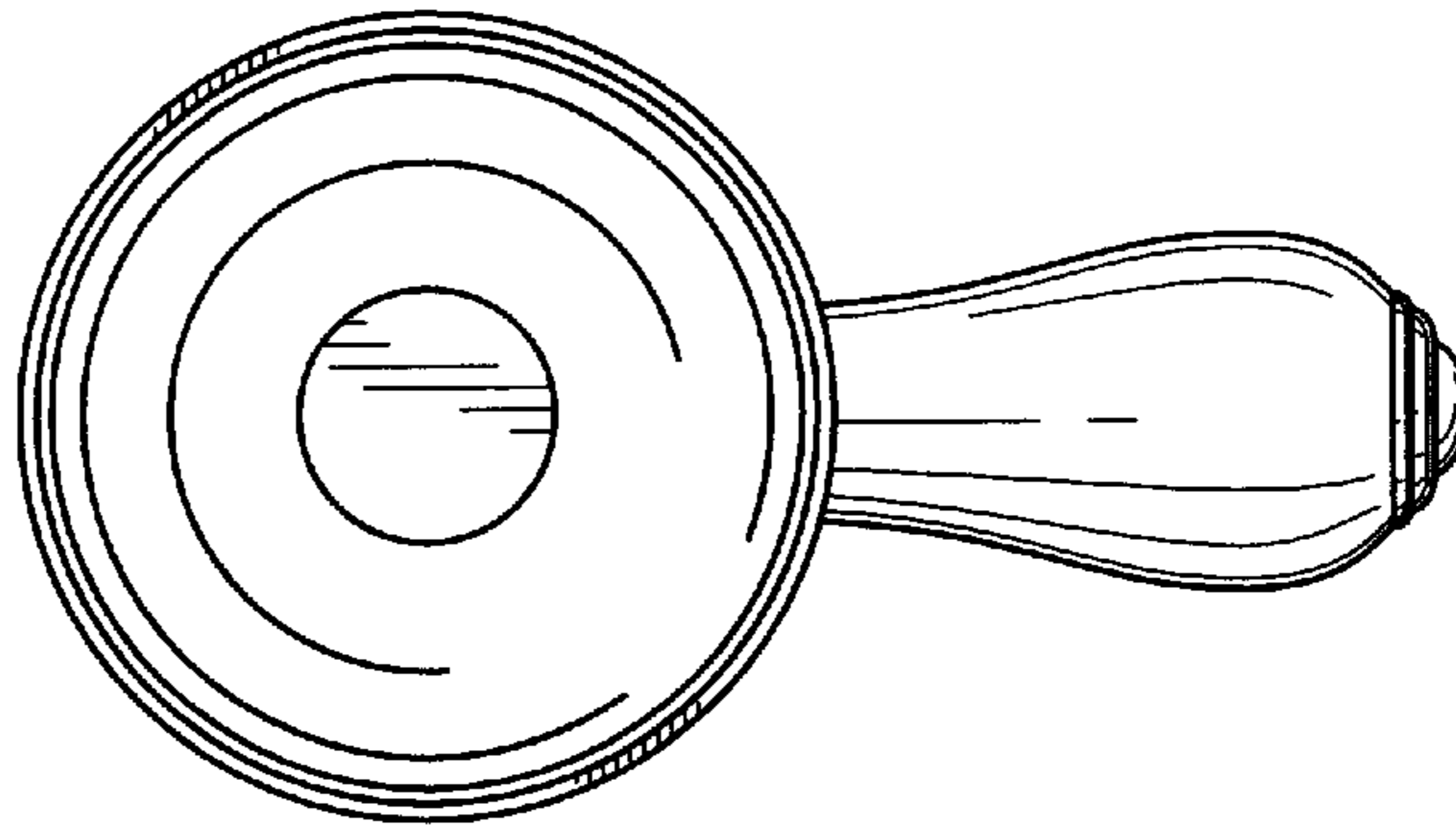


FIG. 9

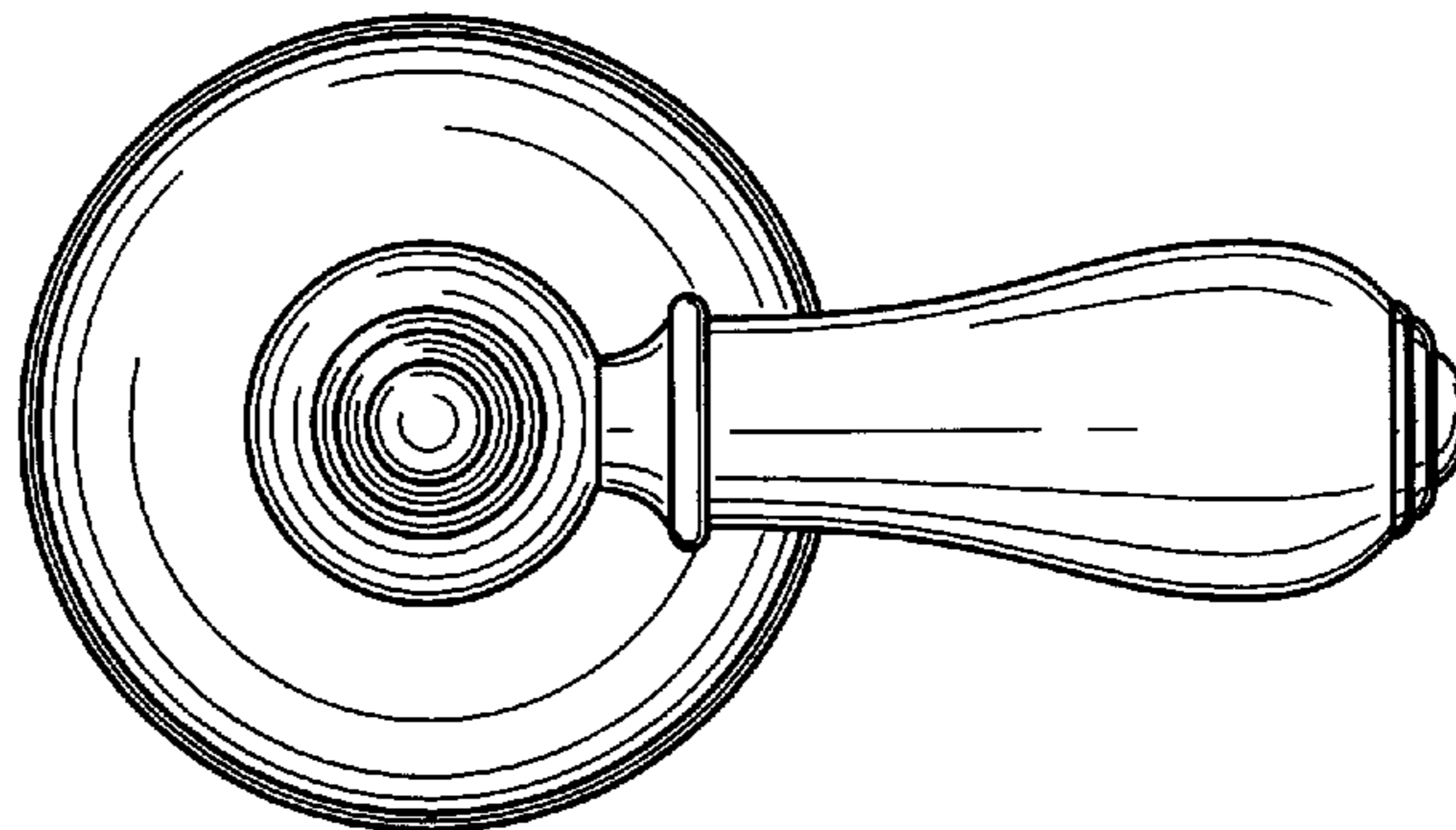


FIG. 10




FIG. 11




FIG. 12

