



US00D404450S

United States Patent [19] Weeks

[11] **Patent Number: Des. 404,450**

[45] **Date of Patent: **Jan. 19, 1999**

[54] **GOLF PUTTER HEAD HAVING INDENTED SHAFT ALIGNMENT MARKS ON TOP**

[76] Inventor: **James R. Weeks**, 2415 Hines Dr., Los Angeles, Calif. 90065

[**] Term: **14 Years**

[21] Appl. No.: **83,732**

[22] Filed: **Feb. 17, 1998**

[51] **LOC (6) Cl.** **21-02**

[52] **U.S. Cl.** **D21/743**

[58] **Field of Search** D21/736-746;
473/251-256, 340, 341

[56] **References Cited**

U.S. PATENT DOCUMENTS

D. 239,402	3/1976	Kindred	D21/741
D. 255,818	7/1980	Barber	D21/742
D. 337,804	7/1993	Sauber	D21/743
5,564,990	10/1996	Weeks	473/251

Primary Examiner—Ted Shooman
Assistant Examiner—Mitchell I. Siegel

Attorney, Agent, or Firm—Timothy T. Tyson; Freilich, Hornbaker & Rosen

[57] **CLAIM**

The ornamental design for a golf putter head having indented shaft alignment marks on top, as shown and described.

DESCRIPTION

FIG. 1 is a top plan view of a golf putter head having indented shaft alignment marks on top showing my new design;

FIG. 2 is a front elevation view thereof;

FIG. 3 is a right side elevation view thereof;



FIG. 4 is a bottom plan view thereof;

FIG. 5 is a rear elevation view thereof; and,

FIG. 6 is a left side elevation view thereof.

The broken line showing of the fragmented shaft is for illustrative purposes only and forms no part of the claimed design.

1 Claim, 2 Drawing Sheets






FIG. 1

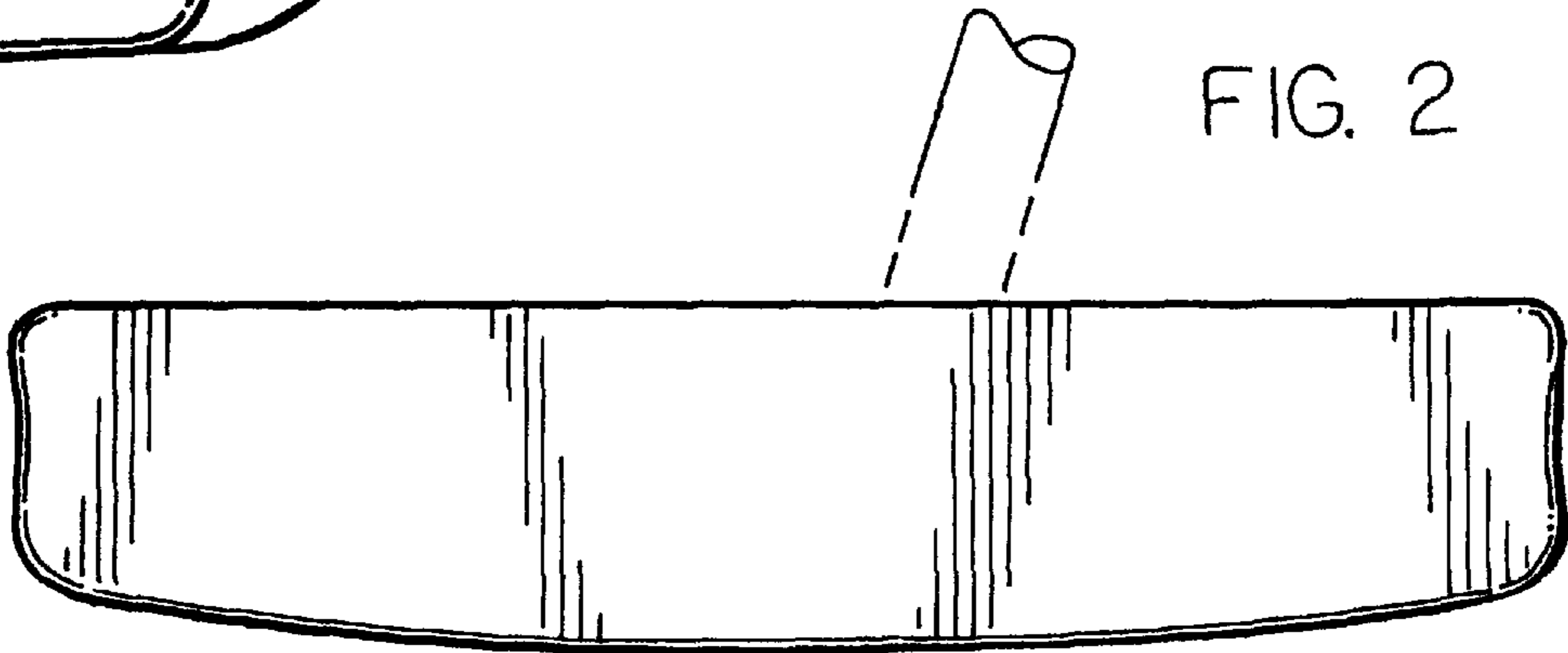


FIG. 2




FIG. 3

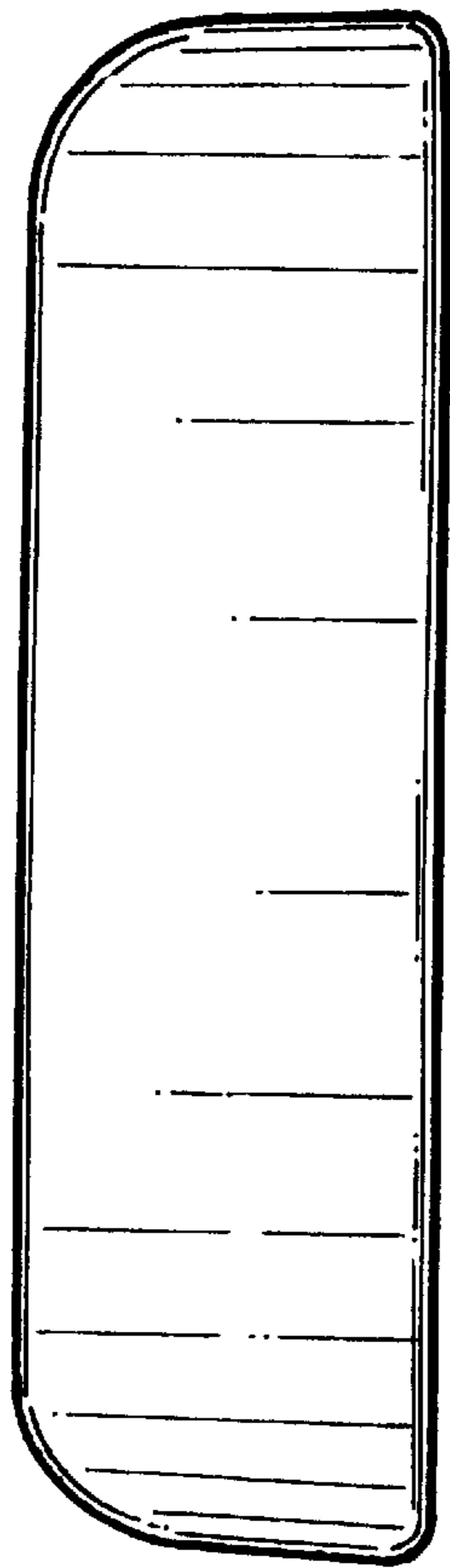


FIG. 4

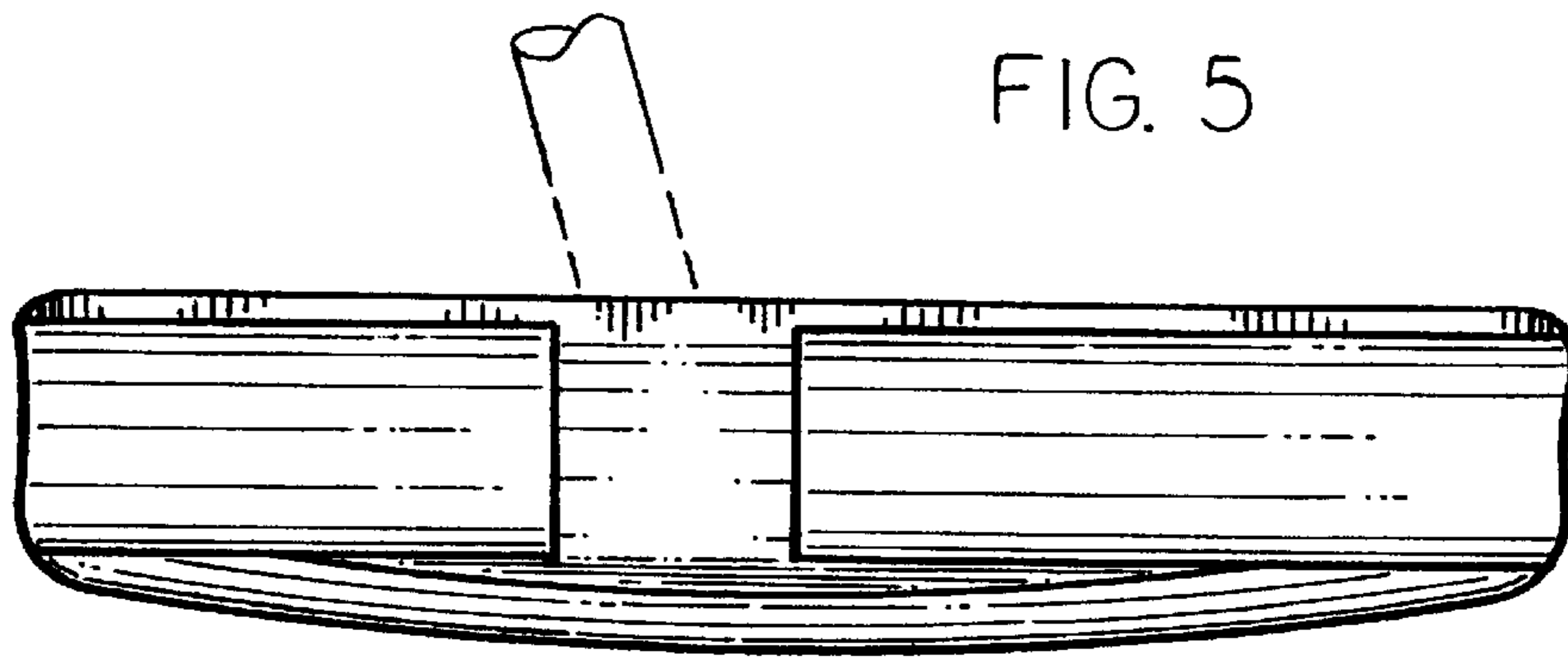


FIG. 5

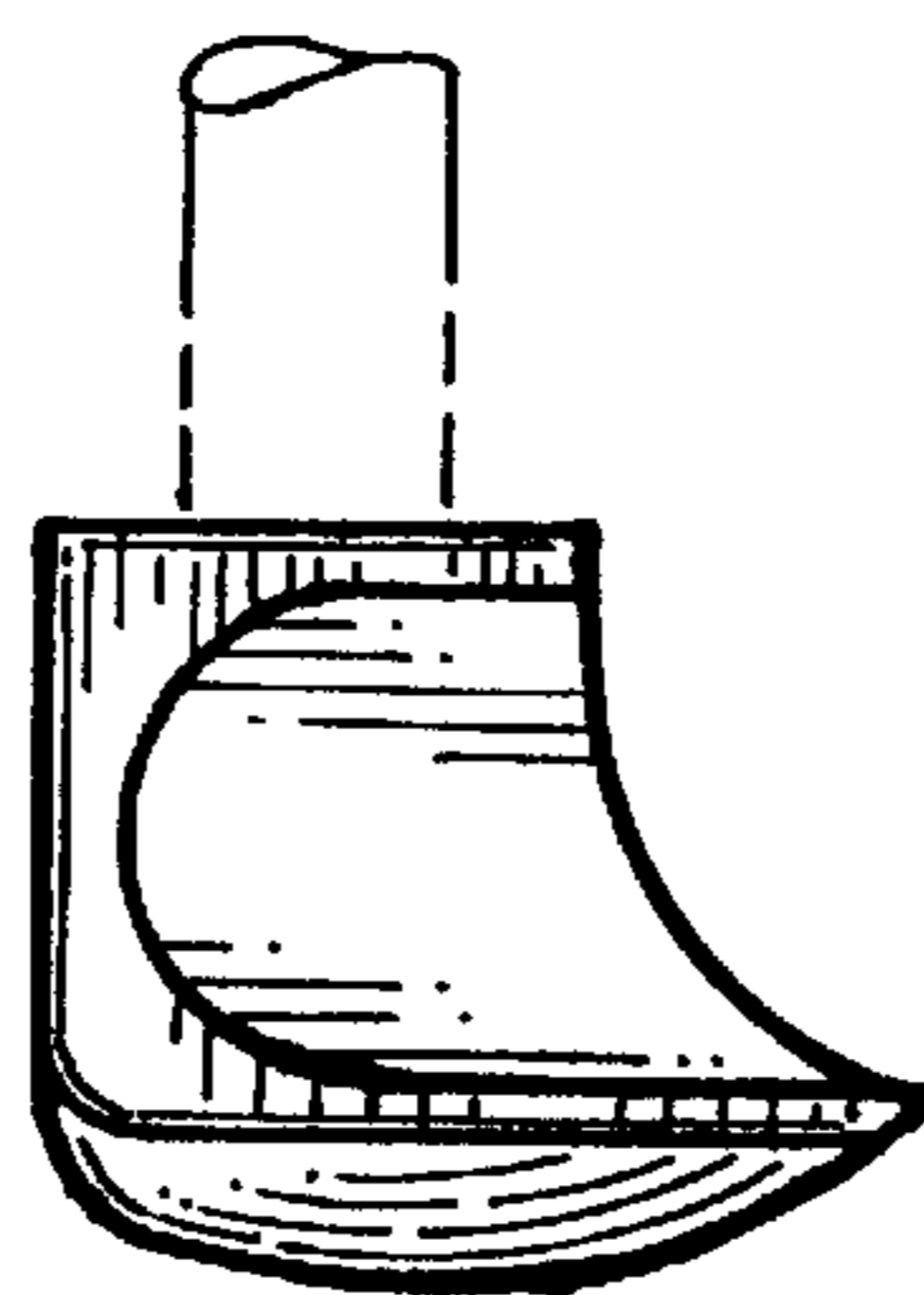


FIG. 6