



US00D404447S

United States Patent [19]

Wiedner et al.

[11] **Patent Number: Des. 404,447**

[45] **Date of Patent: **Jan. 19, 1999**

[54] BASKETBALL BACKBOARD COVER

[76] Inventors: **Mark C. Wiedner**, 738 Brentwood Ct.;
James D. Little, 327 Linden, both of
Glen Ellyn, Ill. 60137

[**] Term: **14 Years**

[21] Appl. No.: **63,373**

[22] Filed: **Dec. 9, 1996**

[51] **LOC (6) Cl.** **21-99**

[52] **U.S. Cl.** **D21/701; D21/781; 206/315.1;**
473/479

[58] **Field of Search** D21/199-201;
D6/610, 611, 502; D3/254; 473/472, 476,
479, 481, 485, 504, 100; 150/154; 206/315.1

[56] **References Cited**

U.S. PATENT DOCUMENTS

D. 331,521	12/1992	Kelldorf	D6/610	X
D. 332,546	1/1993	Waltner	D6/502	X
D. 340,580	10/1993	Hirschy	D6/610	X
2,939,236	6/1960	Stein	.		
3,087,524	4/1963	Dolnick	D6/610	X
3,166,112	1/1965	Fisher	D6/610	X
3,320,996	5/1967	Singer	.		
4,492,049	1/1985	Gaylor	.		
4,606,140	8/1986	Mitchell et al.	.		
4,620,396	11/1986	Bjorntwedt	.		
5,240,756	8/1993	Finell et al.	.		
5,485,694	1/1996	Goad	.		
5,605,414	2/1997	Fuller et al.	.		

OTHER PUBLICATIONS

U.S. application No. 08/198,443, Wiedner, filed Feb. 18, 1994.

Home Furnishings—Terence Conran, Chair Covers, p. 122, ©1986.

Primary Examiner—Ted Shooman

Assistant Examiner—Richelle Shelton

Attorney, Agent, or Firm—Brinks Hofer Gilson & Lione

[57] **CLAIM**

The ornamental design for a basketball backboard cover, as shown and described.

DESCRIPTION

FIG. 1 is a perspective view of a basketball backboard cover showing the new design, the basketball hoop shown in broken lines is for illustrative purposes only and forms no part of the claimed design;

FIG. 2 is a top plan view thereof;

FIG. 3 is a bottom plan view thereof;

FIG. 4 is a front elevational view thereof;

FIG. 5 is a rear elevational view thereof;

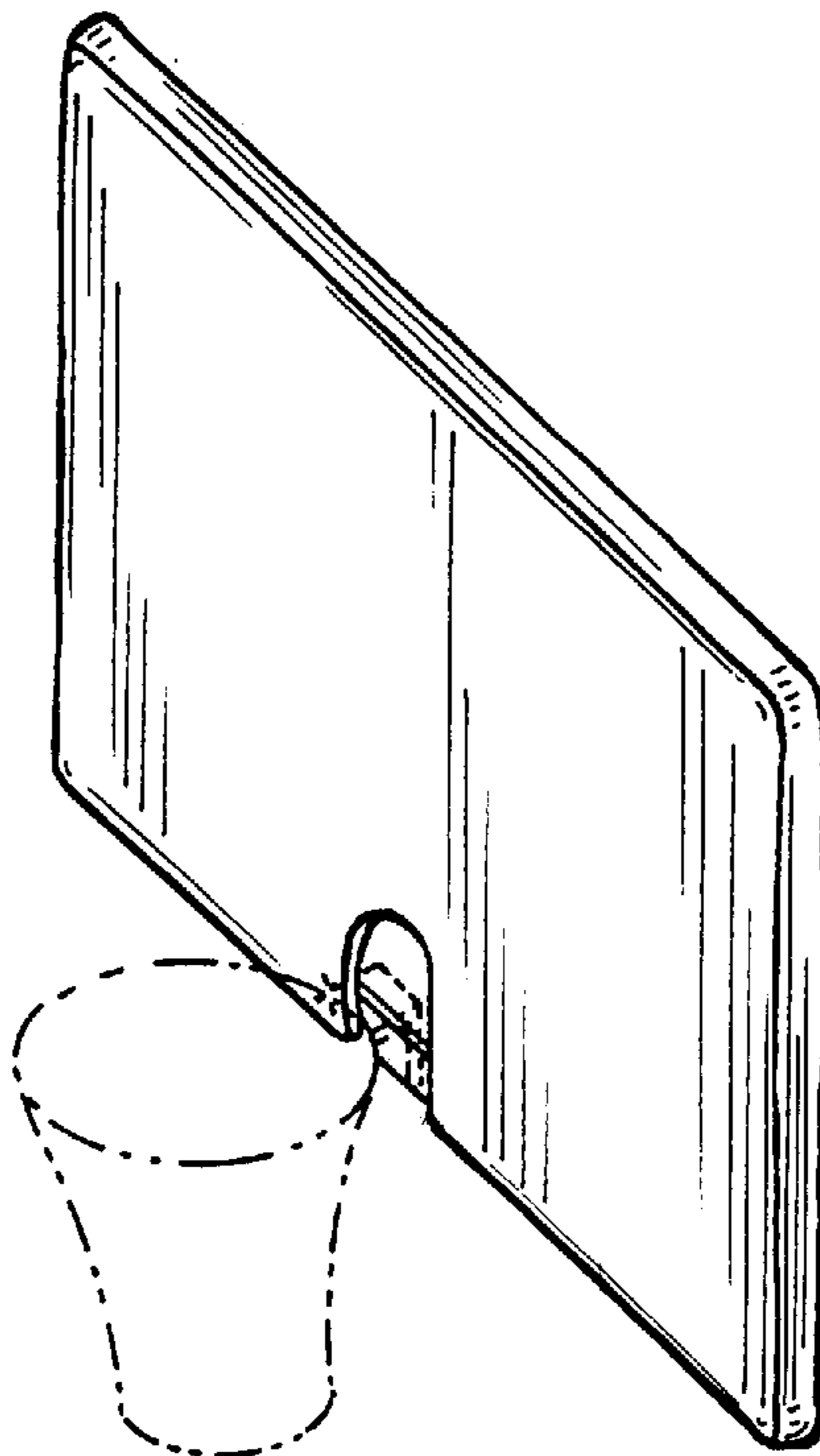
FIG. 6 is a side elevational view thereof the opposite side elevational view being identical;

FIG. 7 is an enlarged fragmented perspective view of one aspect of the cover shown in FIG. 5;

FIG. 8 is a rear elevational view thereof; and,

FIG. 9 is a side elevational view thereof, the opposite side elevational view being a mirror image.

1 Claim, 2 Drawing Sheets






Fig. 1




Fig. 2

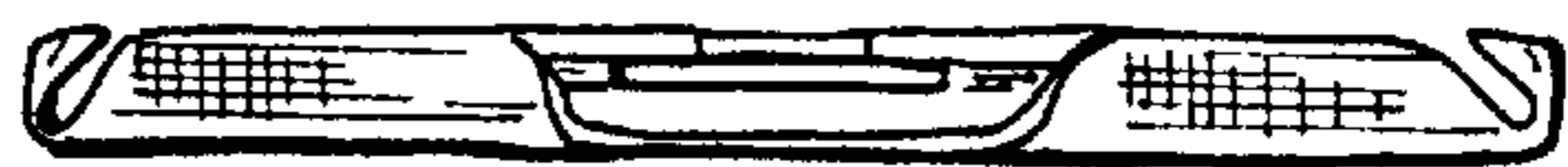


Fig. 3

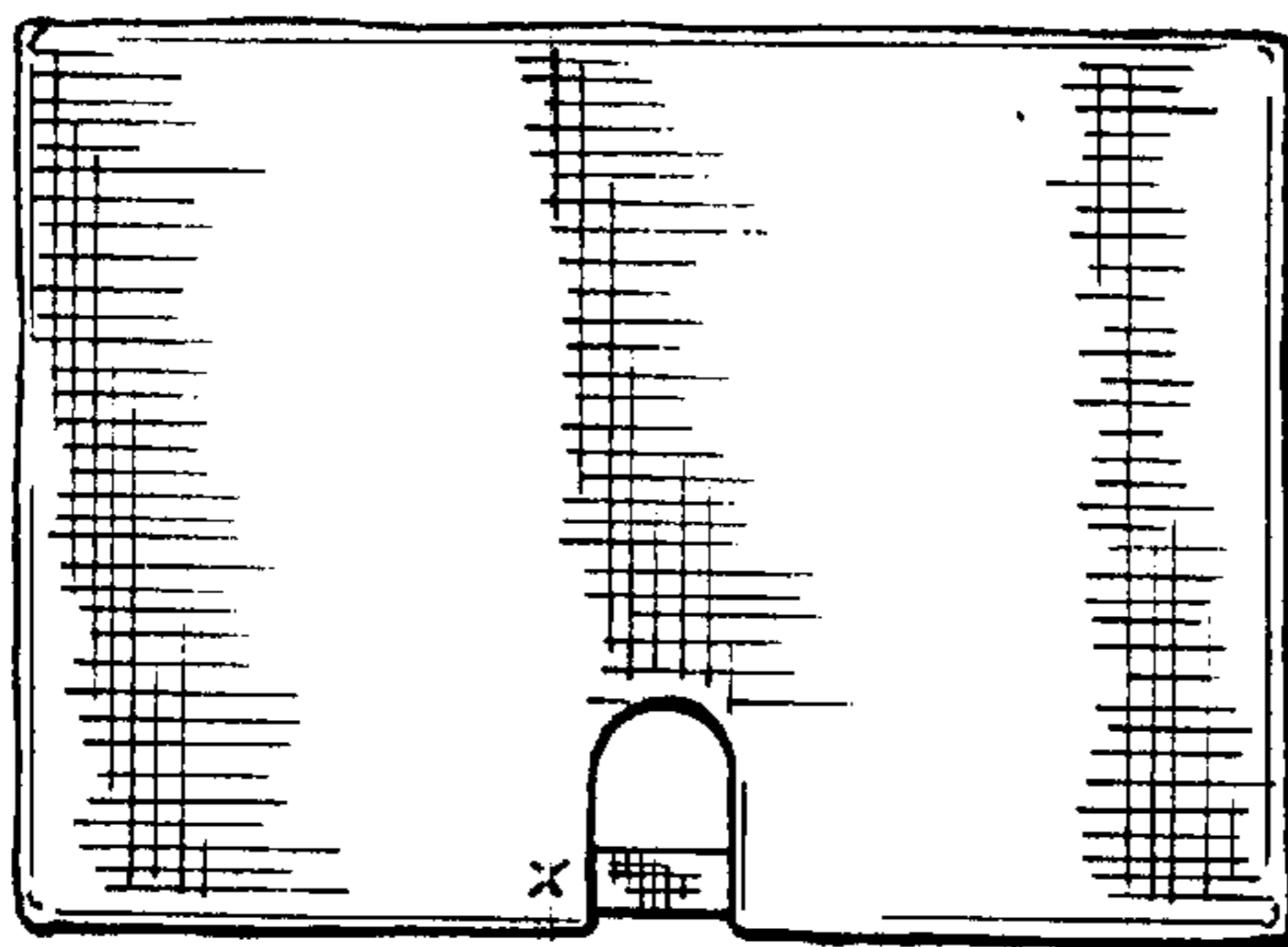


Fig. 4

Fig. 5

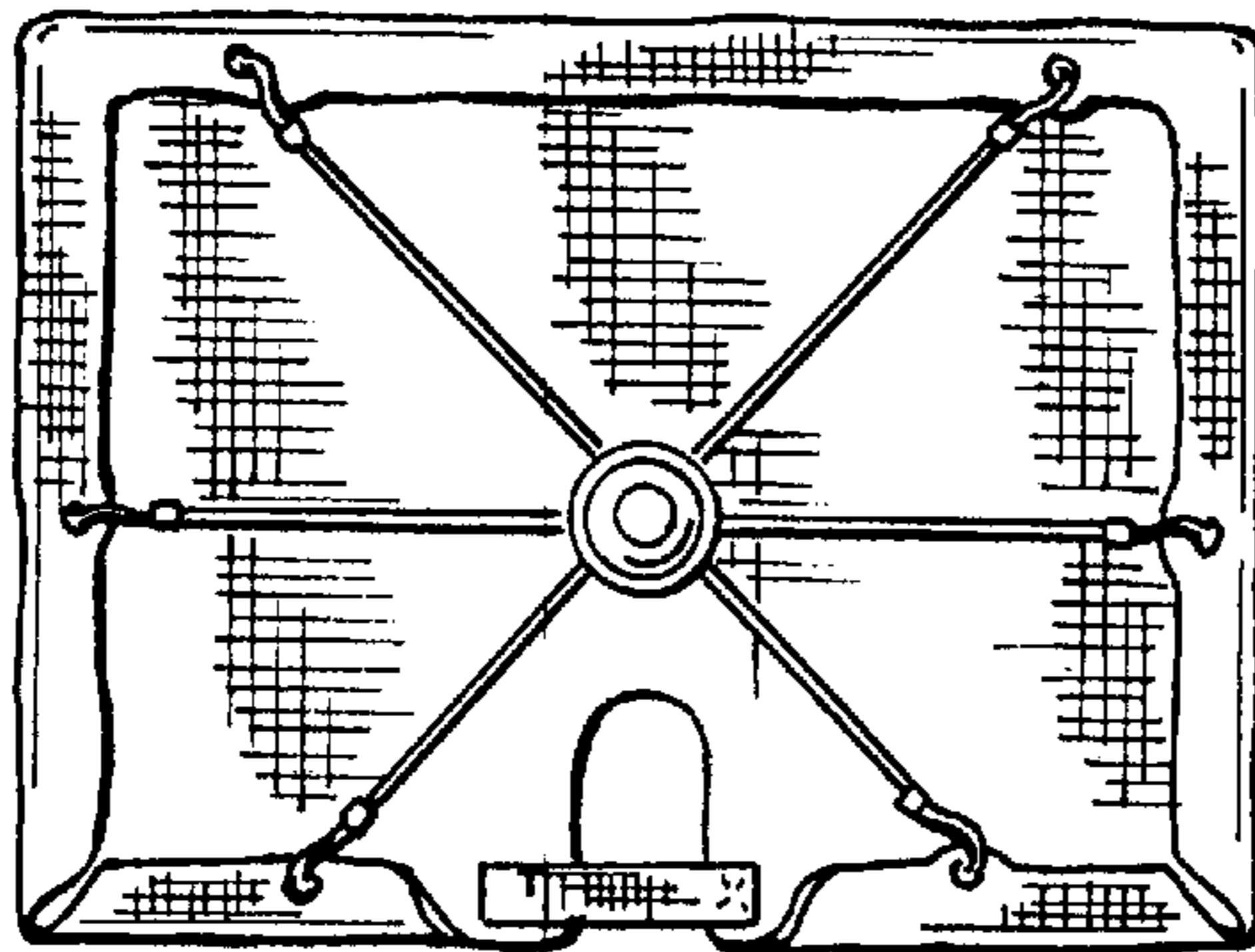


Fig. 6

Fig. 7

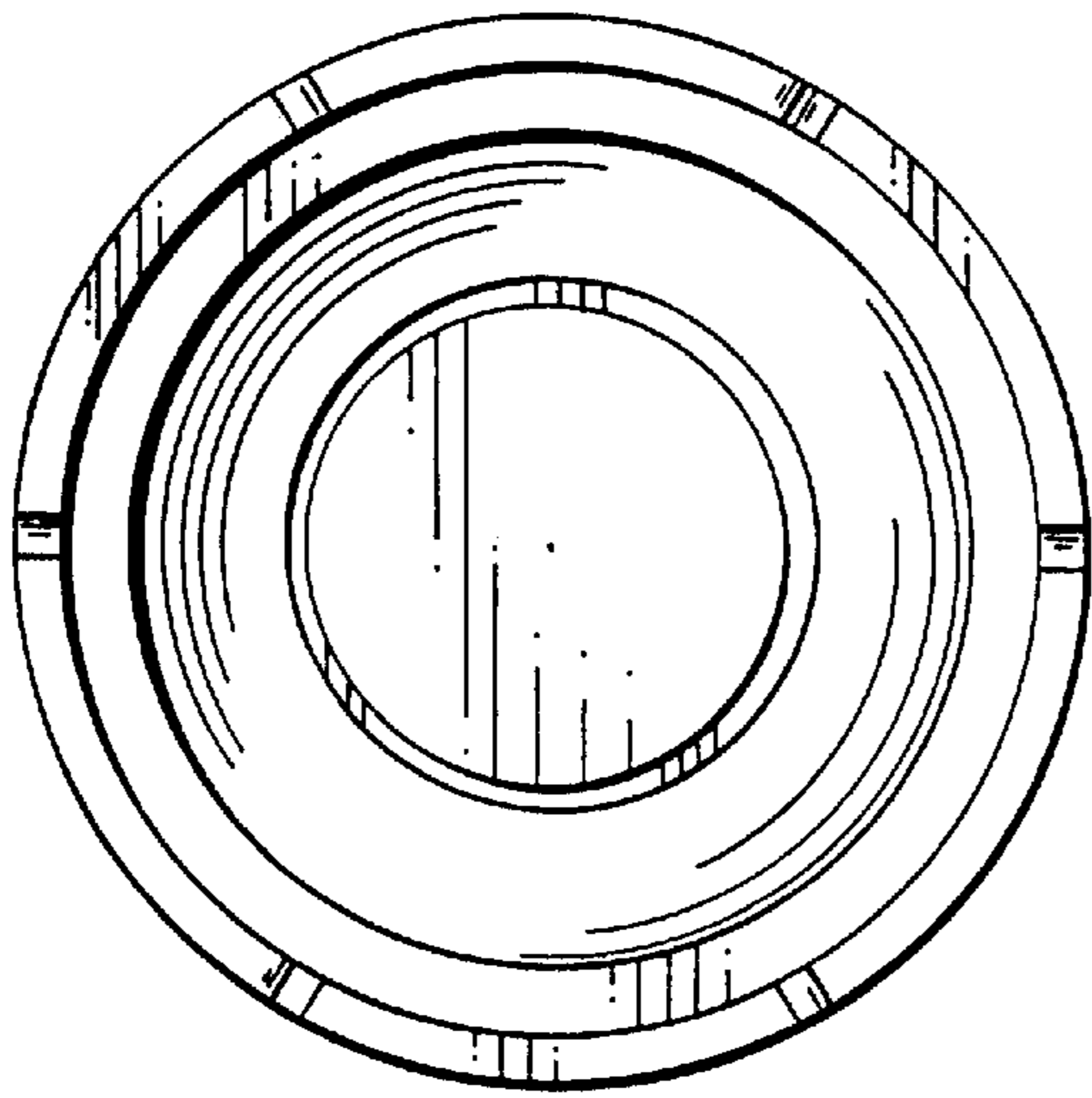
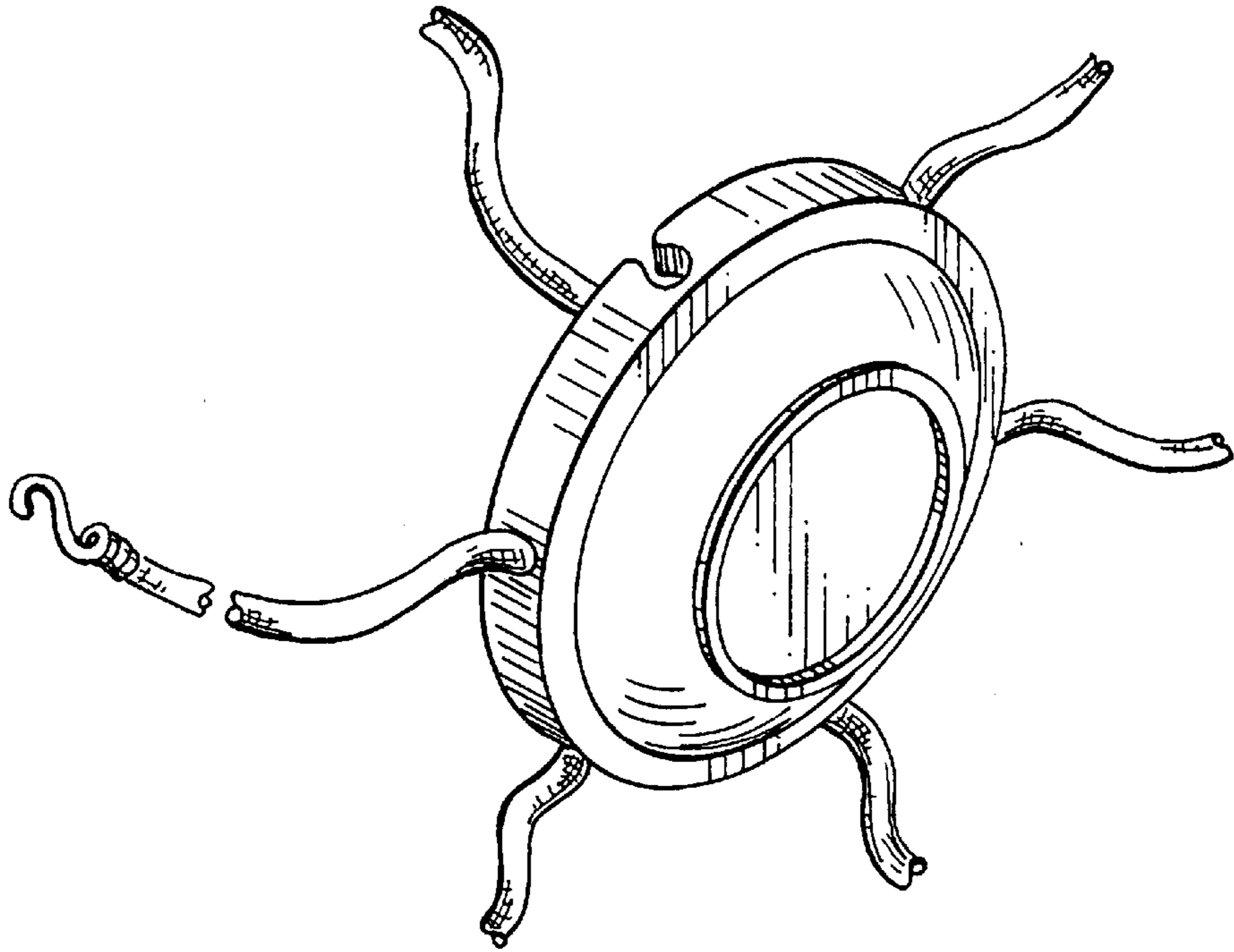


Fig. 8

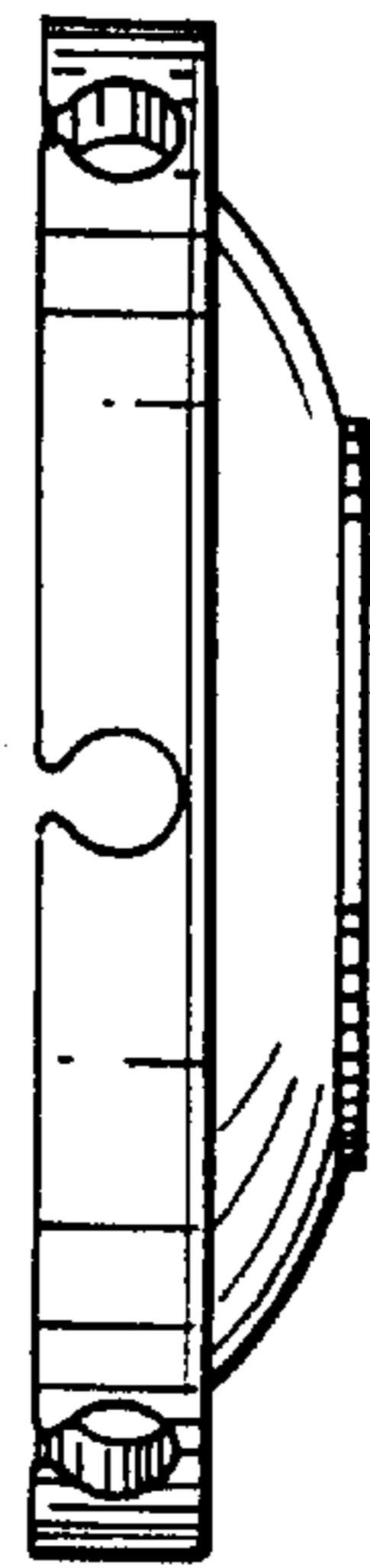


Fig. 9