



US00D404427S

United States Patent [19] Takanashi

[11] **Patent Number: Des. 404,427**

[45] **Date of Patent: **Jan. 19, 1999**

[54] **BALL-POINT PEN**

[75] **Inventor: Kazuhiko Takanashi, Yokohama, Japan**

[73] **Assignee: Mitsubishi Pencil Co., Ltd, Tokyo, Japan**

[**] **Term: 14 Years**

[21] **Appl. No.: 86,918**

[22] **Filed: Apr. 23, 1998**

[30] Foreign Application Priority Data

Nov. 19, 1997 [JP] Japan 9-75386

[51] **LOC (6) Cl. 19-06**

[52] **U.S. Cl. D19/48; D19/43; D19/51; D19/56; D19/57**

[58] **Field of Search D19/35, 36, 41-48, D19/49-51, 53-58, 81-85; 401/99, 100, 202, 209, 243-247**

[56] References Cited

U.S. PATENT DOCUMENTS

- D. 162,805 4/1951 Ferber D19/48
- D. 169,307 4/1953 Ferber D19/48
- D. 189,852 3/1961 Cox et al. D19/47 X
- D. 286,547 11/1986 Koizumi et al. D19/51
- D. 338,038 8/1993 Oka et al. D19/48
- D. 359,758 6/1995 Inami D19/55
- D. 363,308 10/1995 Sekine D19/48

FOREIGN PATENT DOCUMENTS

- 62-708035 3/1987 Japan .
- 62-726880 11/1987 Japan .
- 836807 1/1992 Japan .

Primary Examiner—Martie K. Holtje
Attorney, Agent, or Firm—Foley & Lardner

[57] CLAIM

The ornamental design for a ball-point pen, as shown and described.

DESCRIPTION

FIG. 1 is a perspective view of a ball-point pen showing my new design;
 FIG. 2 is a front elevational view of FIG. 1;
 FIG. 3 is a rear elevational view of FIG. 1;
 FIG. 4 is a right side elevational view of FIG. 1, the left side elevational view being a mirror image of the right side elevational view;
 FIG. 5 is a top plan view of FIG. 1;
 FIG. 6 is a bottom plan view of FIG. 1;
 FIG. 7 is a front elevational view of the body with the cap removed for convenience of illustration;
 FIG. 8 is a top plan view of the body with the cap removed for convenience of illustration; and,
 FIG. 9 is a bottom plan view of the cap with the body removed for convenience of illustration.

1 Claim, 2 Drawing Sheets

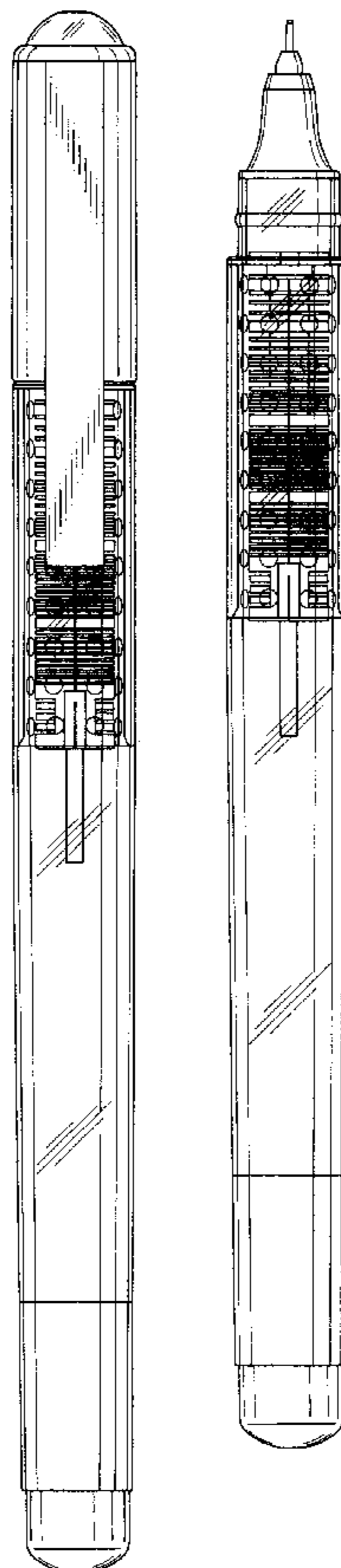


Fig. 1

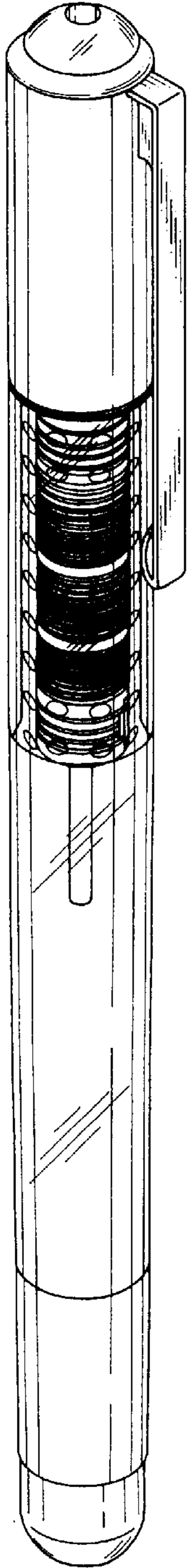


Fig. 2

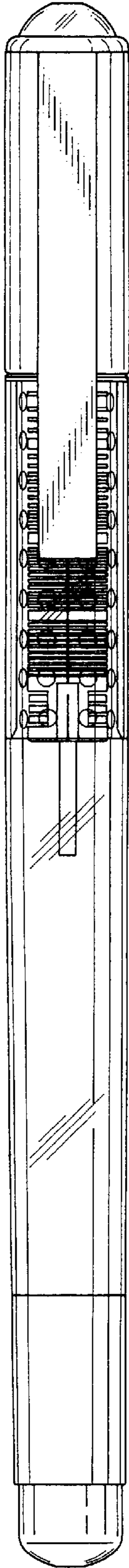


Fig. 3

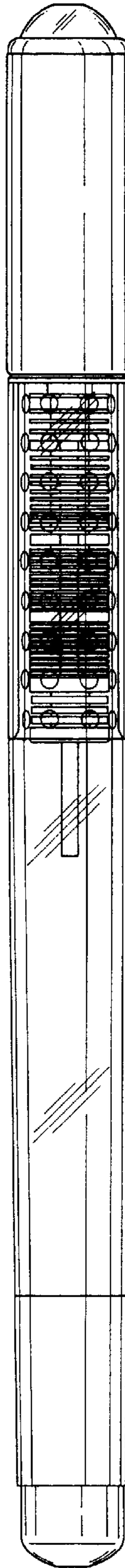


Fig. 4

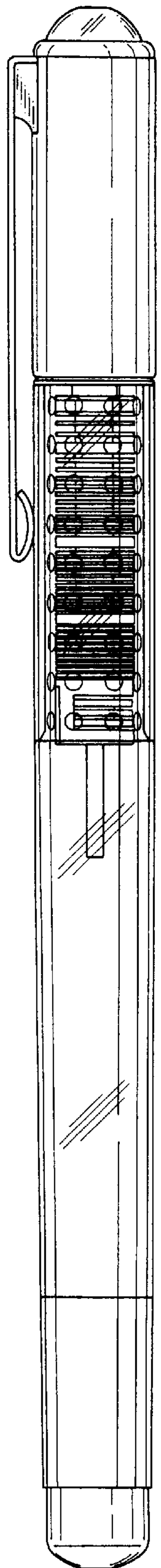


Fig. 7

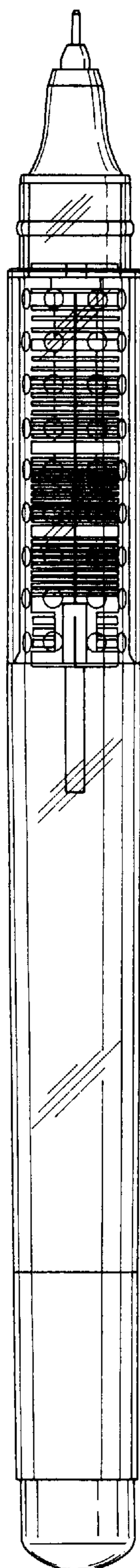


Fig. 5

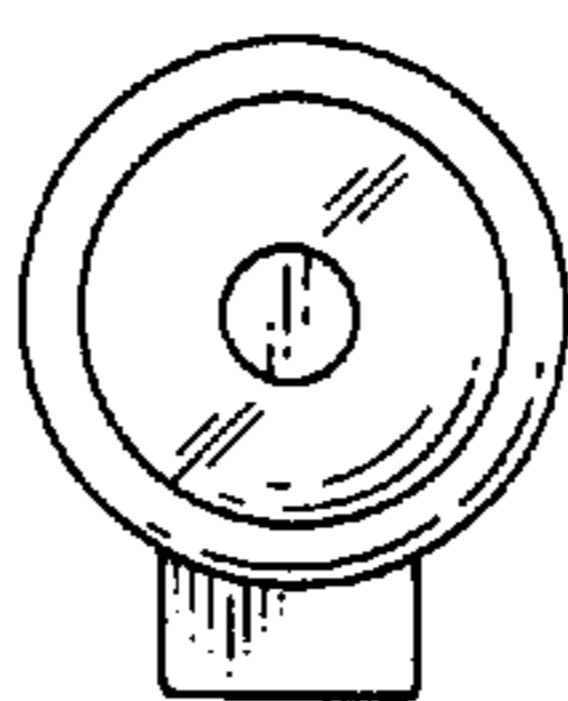


Fig. 6



Fig. 8

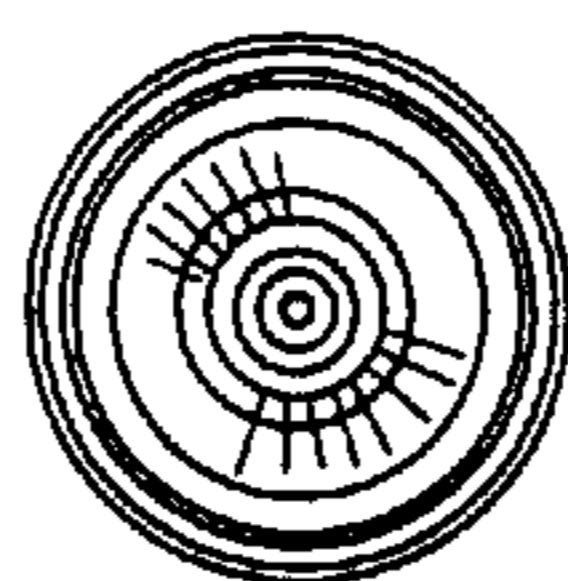


Fig. 9

