



US00D404394S

# United States Patent [19] Oh

[11] **Patent Number: Des. 404,394**

[45] **Date of Patent: \*\*Jan. 19, 1999**

[54] **VIDEO CASSETTE RECORDER**

[75] Inventor: **Hee Kwon Oh**, Bucheon City, Rep. of Korea

[73] Assignee: **LG Electronics Inc.**, Seoul, Rep. of Korea

[\*\*] Term: **14 Years**

[21] Appl. No.: **75,258**

[22] Filed: **Aug. 12, 1997**

[30] **Foreign Application Priority Data**

Feb. 12, 1997 [KR] Rep. of Korea ..... 1997-2185

[51] **LOC (6) Cl.** ..... **14-01**

[52] **U.S. Cl.** ..... **D14/135**

[58] **Field of Search** ..... D14/124, 125,  
D14/135, 136, 156, 239, 160; 369/75.1;  
386/46

[56] **References Cited**

**U.S. PATENT DOCUMENTS**

D. 355,909 2/1995 Shinohara et al. .... D14/135

D. 367,051 2/1996 Hyogo ..... D14/135  
D. 368,906 4/1996 Cha ..... D14/135  
D. 372,711 8/1996 Hyogo ..... D14/135  
D. 380,214 6/1997 Cha ..... D14/135

*Primary Examiner*—Philip S. Hyder  
*Assistant Examiner*—Richelle Shelton


[57] **CLAIM**

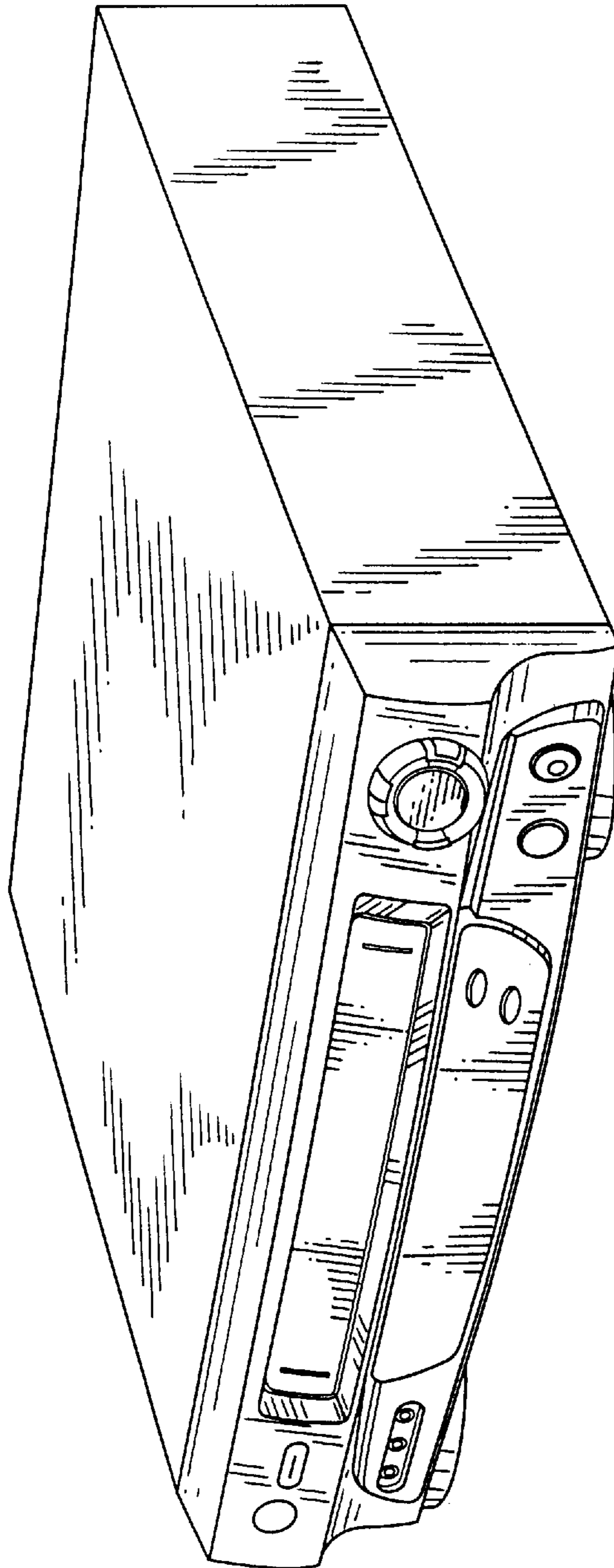
The ornamental design for a video cassette recorder, as shown and described.

**DESCRIPTION**


FIG. 1 is a perspective view of the video cassette recorder showing the new design;  
FIG. 2 is a top plan view thereof;  
FIG. 3 is a front elevational view thereof;  
FIG. 4 is a bottom plan view thereof;  
FIG. 5 is a rear elevational view thereof;  
FIG. 6 is a left-side elevational view thereof; and,  
FIG. 7 is a right-side elevational view thereof.

**1 Claim, 4 Drawing Sheets**

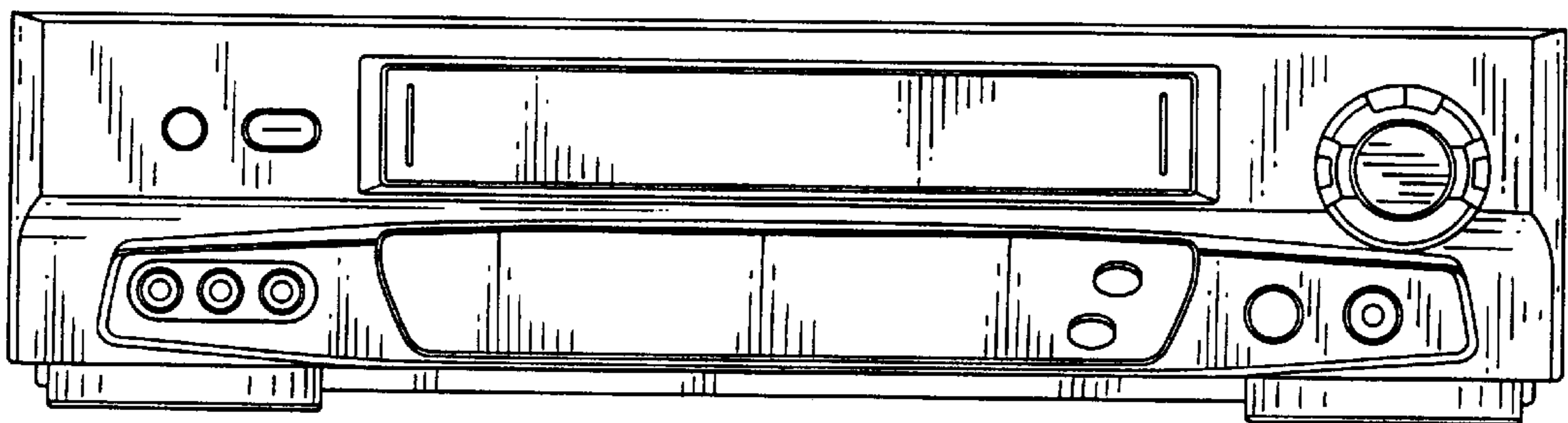




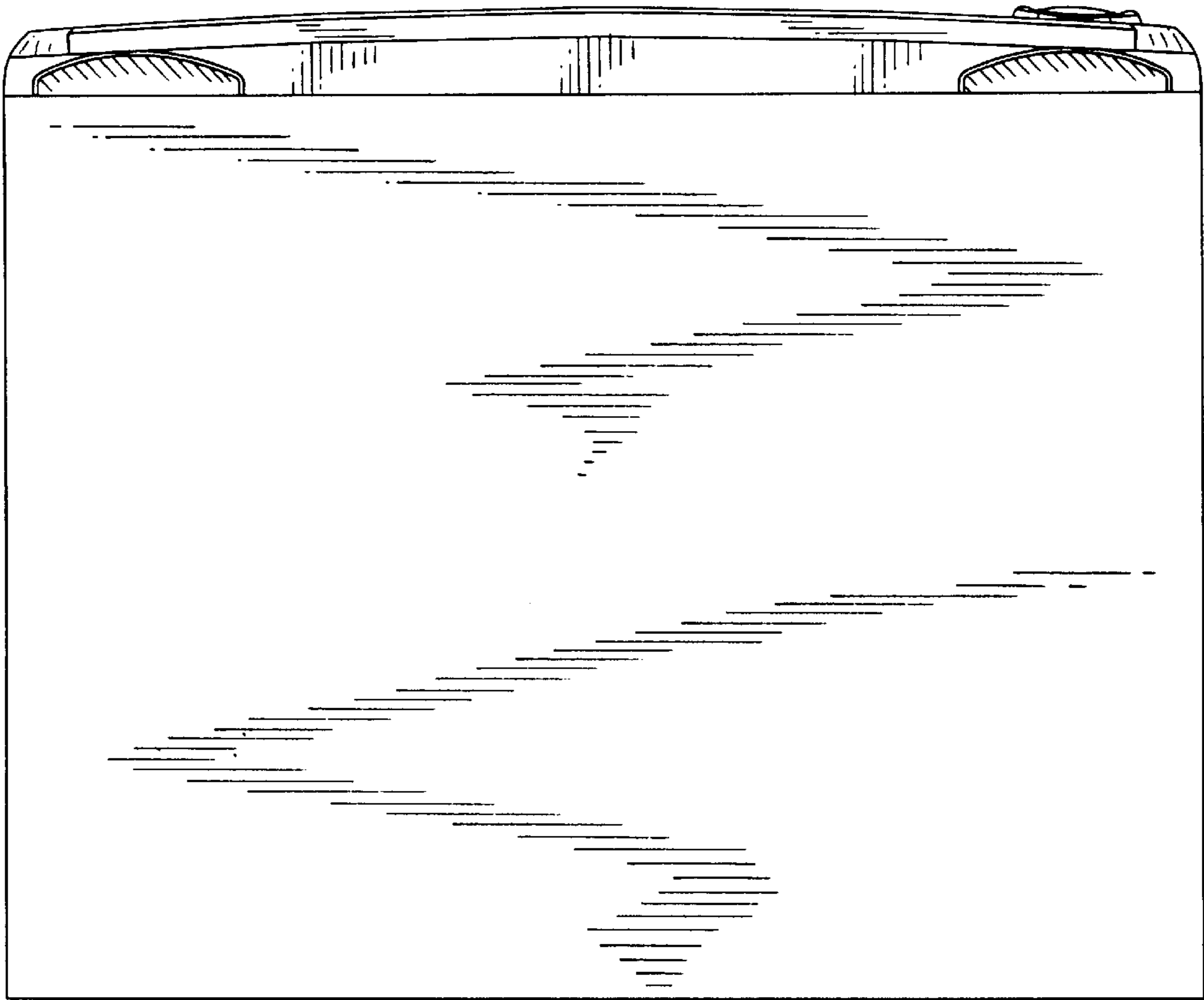
**FIG. 1**



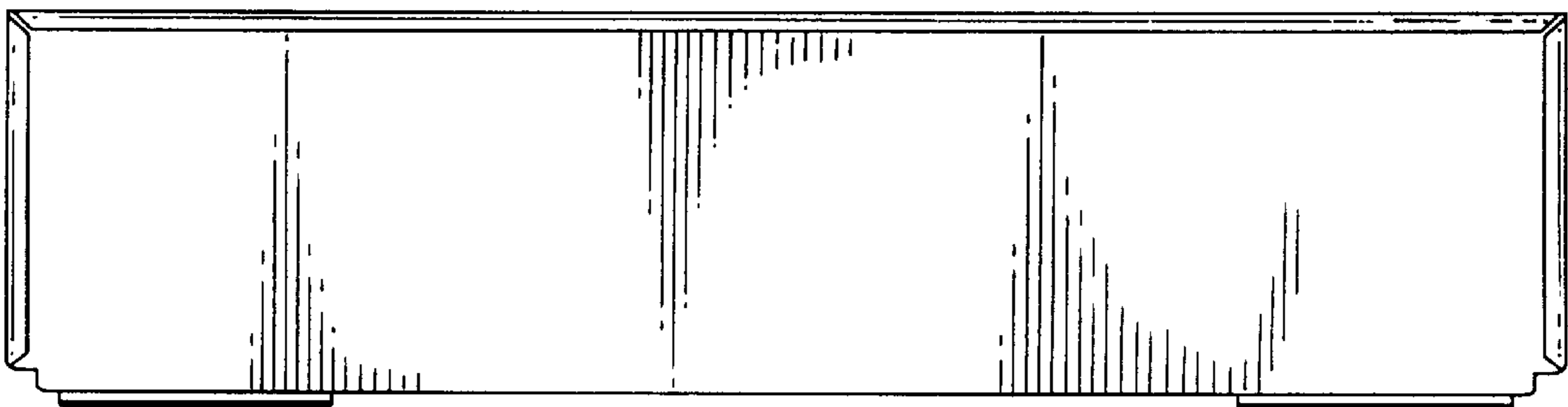
**FIG. 2**



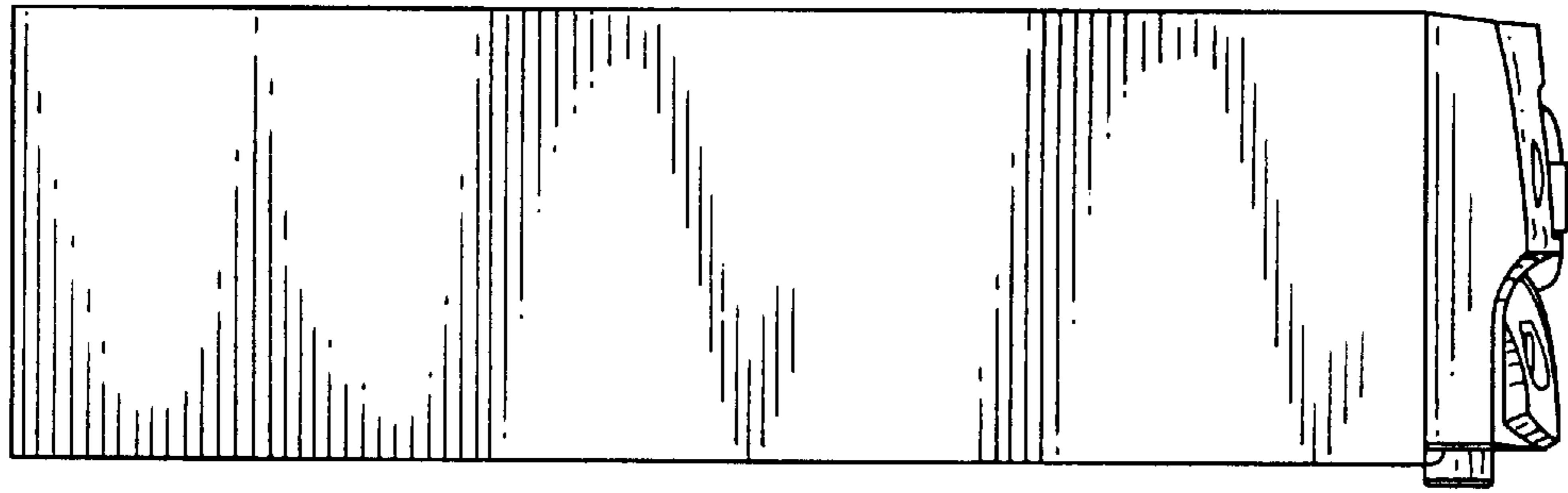
**FIG. 3**



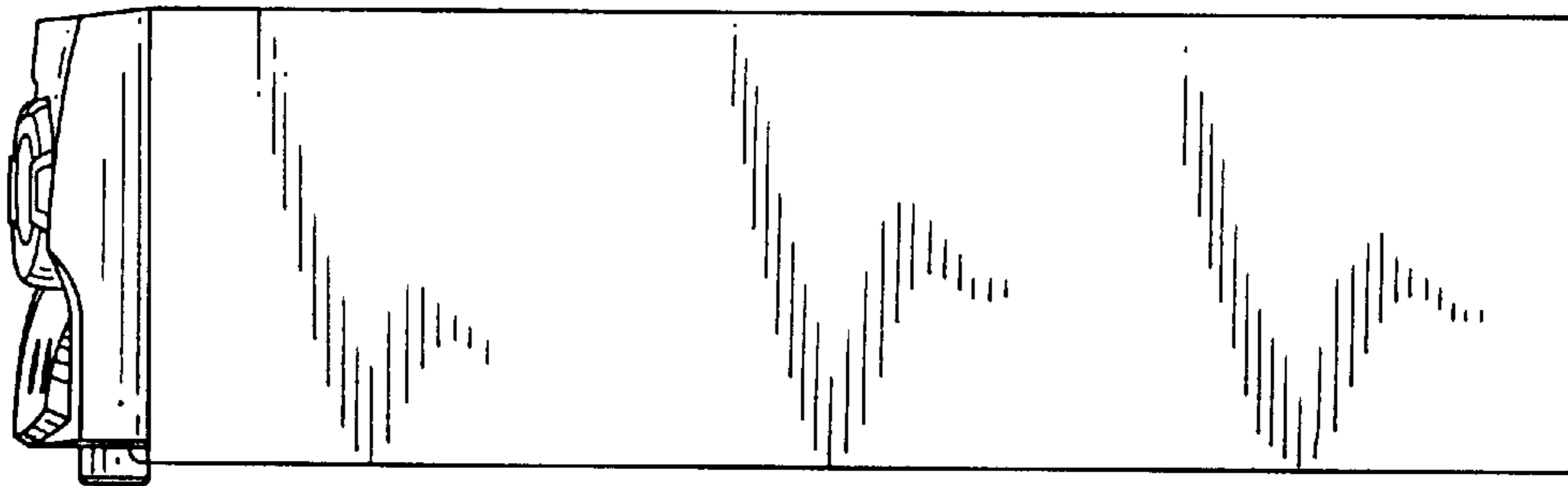
**FIG. 4**



**FIG. 5**



**FIG. 6**



**FIG. 7**