



US00D404352S

United States Patent [19]

[11] **Patent Number: Des. 404,352**

Lu

[45] **Date of Patent: **Jan. 19, 1999**

[54] **VEHICLE FLOOR MAT**

| | | | | |
|------------|--------|--------------|-------|---------|
| D. 313,789 | 1/1991 | Thundercloud | | D12/203 |
| D. 325,555 | 4/1992 | Primeau | | D12/203 |
| D. 342,932 | 1/1994 | Primeau | | D12/203 |
| D. 393,238 | 4/1998 | Kraines | | D12/203 |

[76] **Inventor: Michael Lu, 58, Ma Yuan West St., Taichung, Taiwan**

[**] **Term: 14 Years**

Primary Examiner—James Gandy
Assistant Examiner—Stacia Sinuik

[21] **Appl. No.: 86,794**

[57] **CLAIM**

[22] **Filed: Apr. 20, 1998**

The ornamental design for a vehicle floor mat, as shown and described.

[51] **LOC (6) Cl. 12-16**

[52] **U.S. Cl. D12/203**

[58] **Field of Search** D12/203, 400;
D6/582-583, 585-586, 592; 296/97.23;
15/215-217; 428/141; 280/163, 164.1

DESCRIPTION

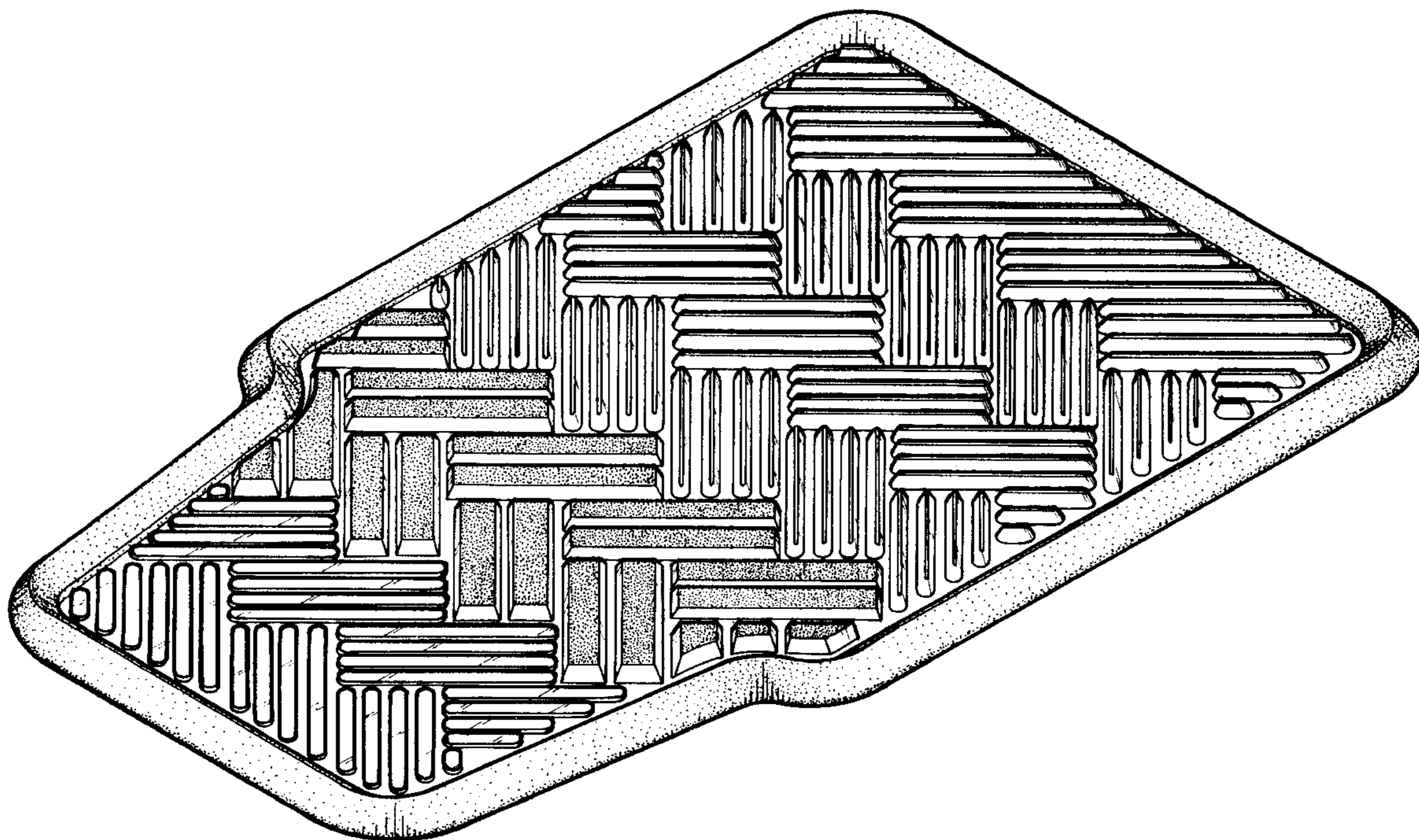
[56] **References Cited**

FIG. 1 is a perspective view of vehicle floor mat showing my new design;
FIG. 2 is a front elevational view thereof;
FIG. 3 is a rear elevational view thereof;
FIG. 4 is a left side elevational view thereof;
FIG. 5 is a right side elevational view thereof;
FIG. 6 is a top plan view thereof; and,
FIG. 7 is a bottom plan view thereof.

U.S. PATENT DOCUMENTS

| | | | | |
|------------|---------|---------------|-------|---------|
| D. 257,674 | 12/1980 | Wooters | | D12/203 |
| D. 288,799 | 3/1987 | Peress | | D12/203 |
| D. 302,416 | 7/1989 | Lehner et al. | | D12/203 |
| D. 308,507 | 6/1990 | Charet et al. | | D12/203 |
| D. 309,444 | 7/1990 | Charet et al. | | D12/203 |

1 Claim, 5 Drawing Sheets



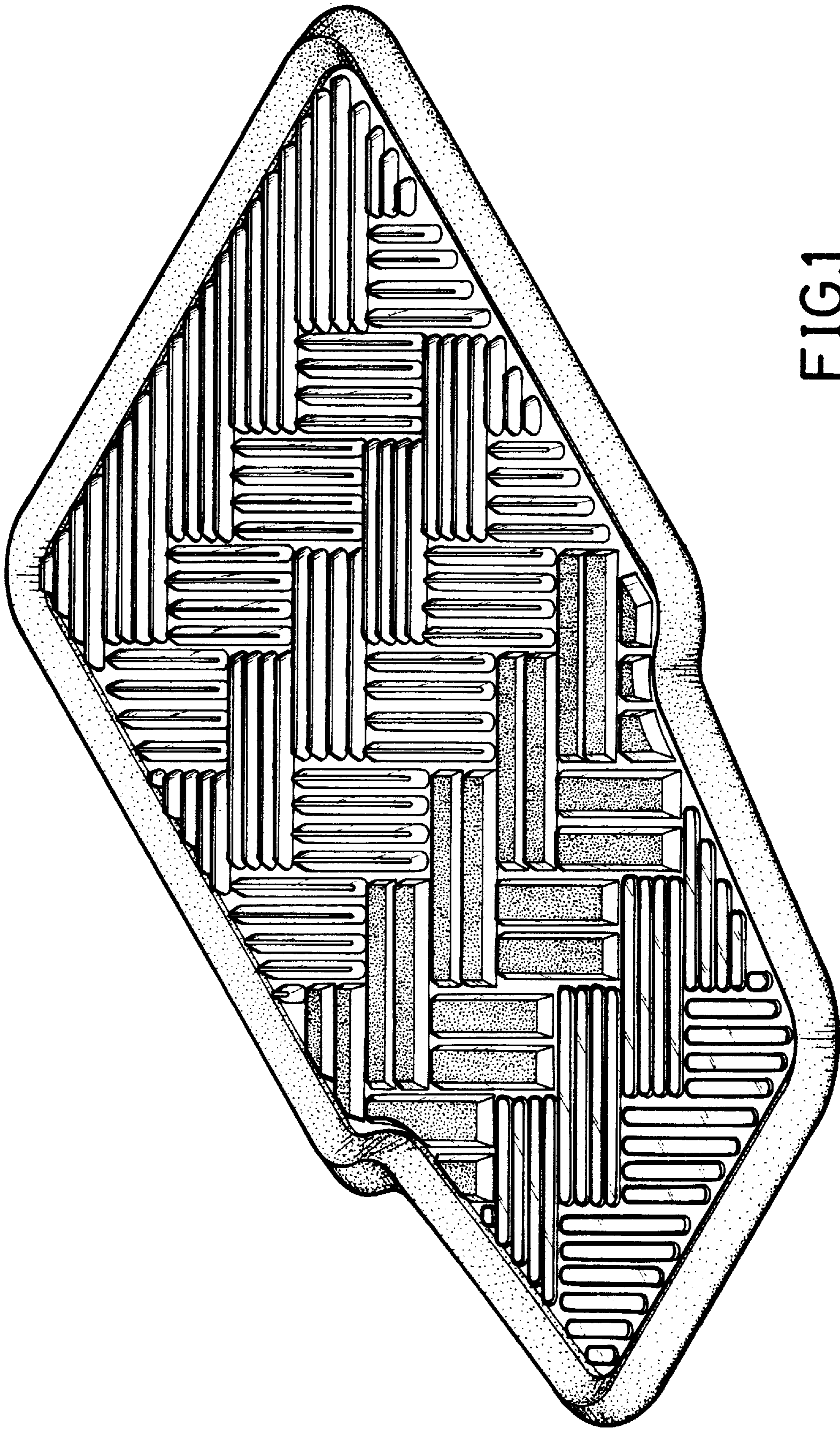


FIG. 1



FIG. 2



FIG. 3



FIG. 4



FIG. 5

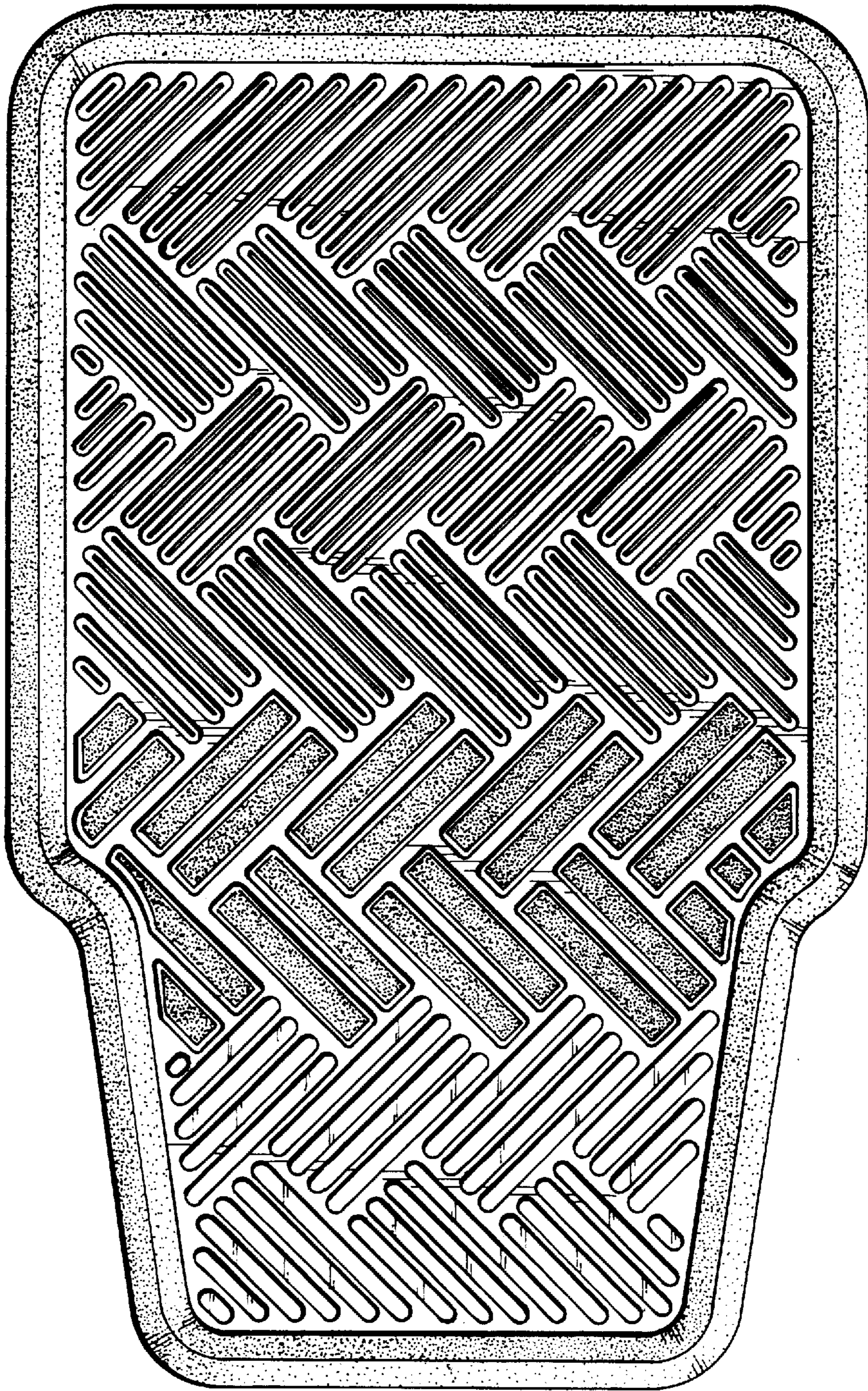


FIG. 6

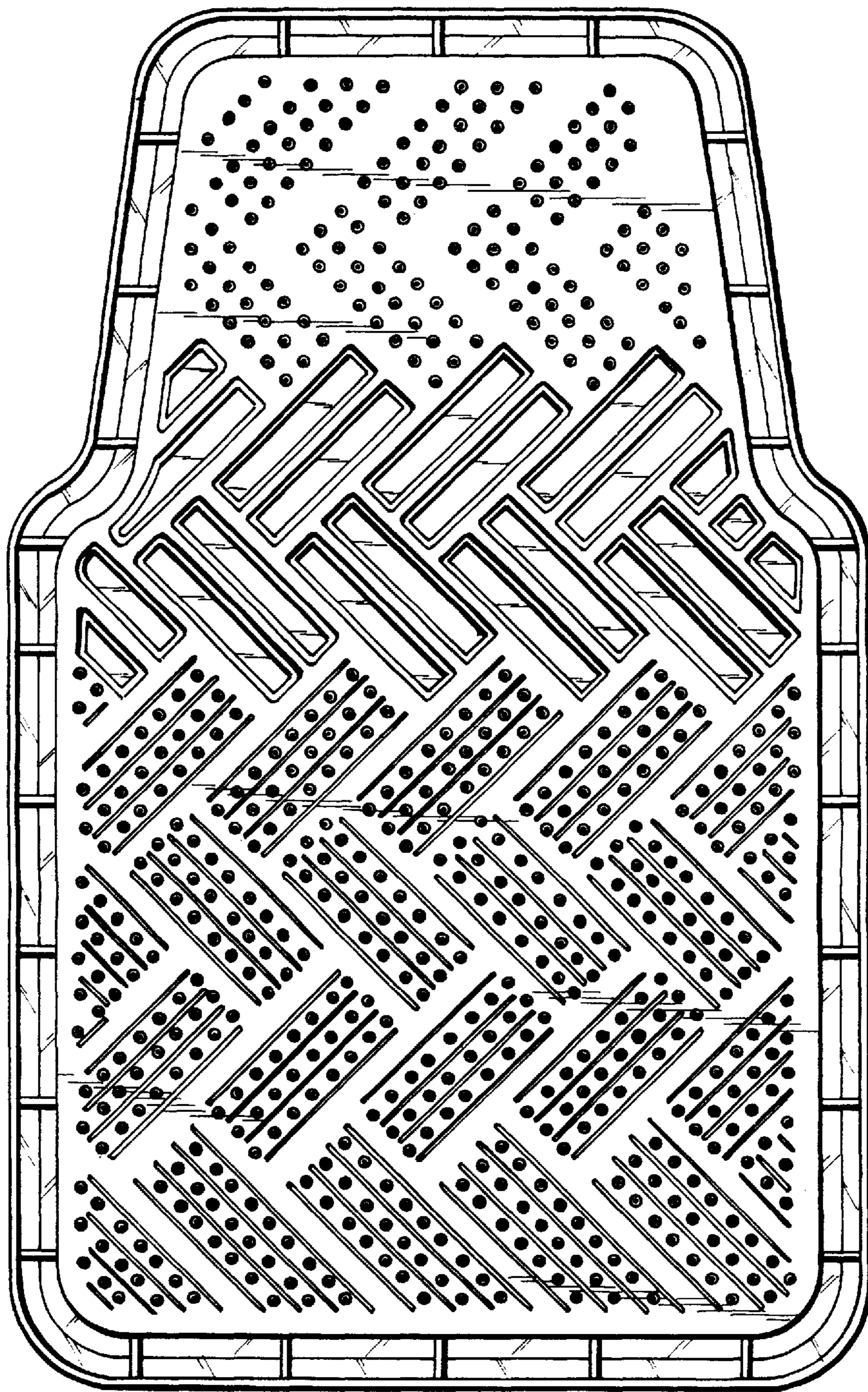


FIG. 7