



US00D404343S

United States Patent [19]
Moor

[11] **Patent Number:** **Des. 404,343**
[45] **Date of Patent:** ****Jan. 19, 1999**

[54] **PORTION OF A ZIPPER PULL**
[75] Inventor: **Marc Moor**, Hilliard, Ohio
[73] Assignee: **The Mead Corporation**, Dayton, Ohio
[**] Term: **14 Years**
[21] Appl. No.: **62,280**
[22] Filed: **Nov. 12, 1996**
[51] **LOC (6) Cl.** **02-07**
[52] **U.S. Cl.** **D11/221**
[58] **Field of Search** D11/200, 201;
24/381, 421, 425

[56] **References Cited**

U.S. PATENT DOCUMENTS			
D. 261,947	11/1981	Moore	D11/221
D. 320,768	10/1991	Oda	D11/221
D. 324,663	3/1992	Ebata	D11/221
D. 354,699	1/1995	Madeleine	D11/221
D. 371,326	7/1996	Ikehara	D11/221
D. 371,523	7/1996	Ikehara	D11/221
D. 379,162	5/1997	Melk	D11/221

Primary Examiner—Ralf Seifert
Attorney, Agent, or Firm—Thompson Hine & Flory LLP

[57] **CLAIM**
The ornamental design for a portion of a zipper pull, as shown and described.

DESCRIPTION
FIG. 1 is a top plan view of a portion of a zipper pull

showing my new design, the bottom plan view being the same;
FIG. 2 is a right side elevational view, the left side being the same;
FIG. 3 is a right end elevational view;
FIG. 4 is a left end elevational view;
FIG. 5 is a top plan view of a portion of a zipper pull showing a second embodiment of my new design, the bottom plan view being the same;
FIG. 6 is a right side elevational view of FIG. 5, the left side being the same;
FIG. 7 is a right end elevational view of FIG. 5;
FIG. 8 is a left end elevational view of FIG. 5;
FIG. 9 is a top plan view of a portion of a zipper pull showing a third embodiment of my new design, the bottom plan view being the same;
FIG. 10 is a right side elevational view of FIG. 9, the left side elevational view being the same;
FIG. 11 is a right end elevational view of FIG. 9; and,
FIG. 12 is a left end elevational view of FIG. 9. The broken line showing of a zipper pull, in FIGS. 1–12, is for illustrative purposes only and forms no part of the claimed design.
The broken lines shown in FIGS. 1–12 of the drawings are for illustrative purposes only and the subject matter depicted thereby constitutes no part of the claimed design.

1 Claim, 3 Drawing Sheets

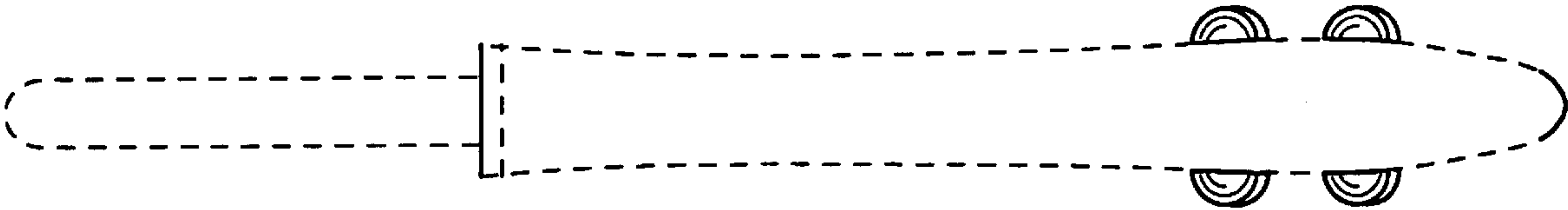


FIG. 3

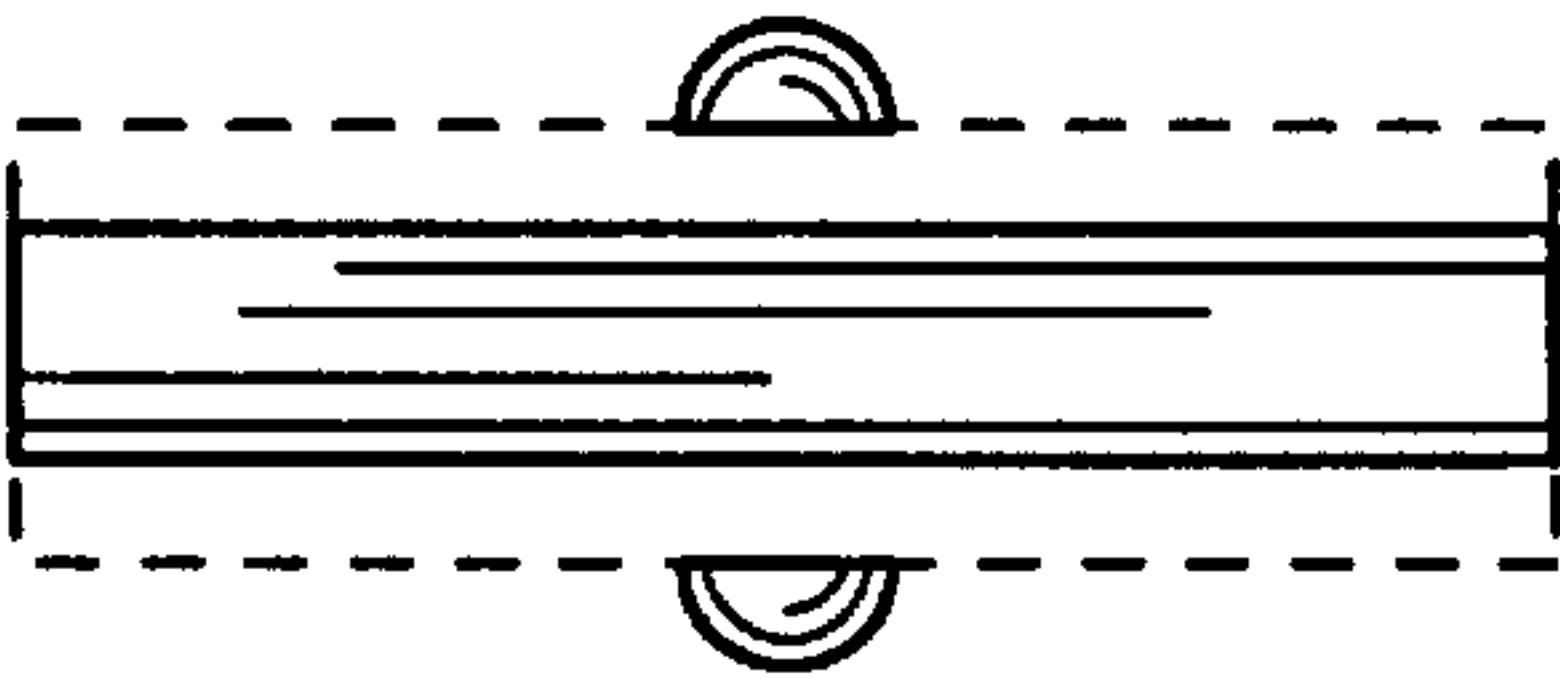


FIG. 1




FIG. 4

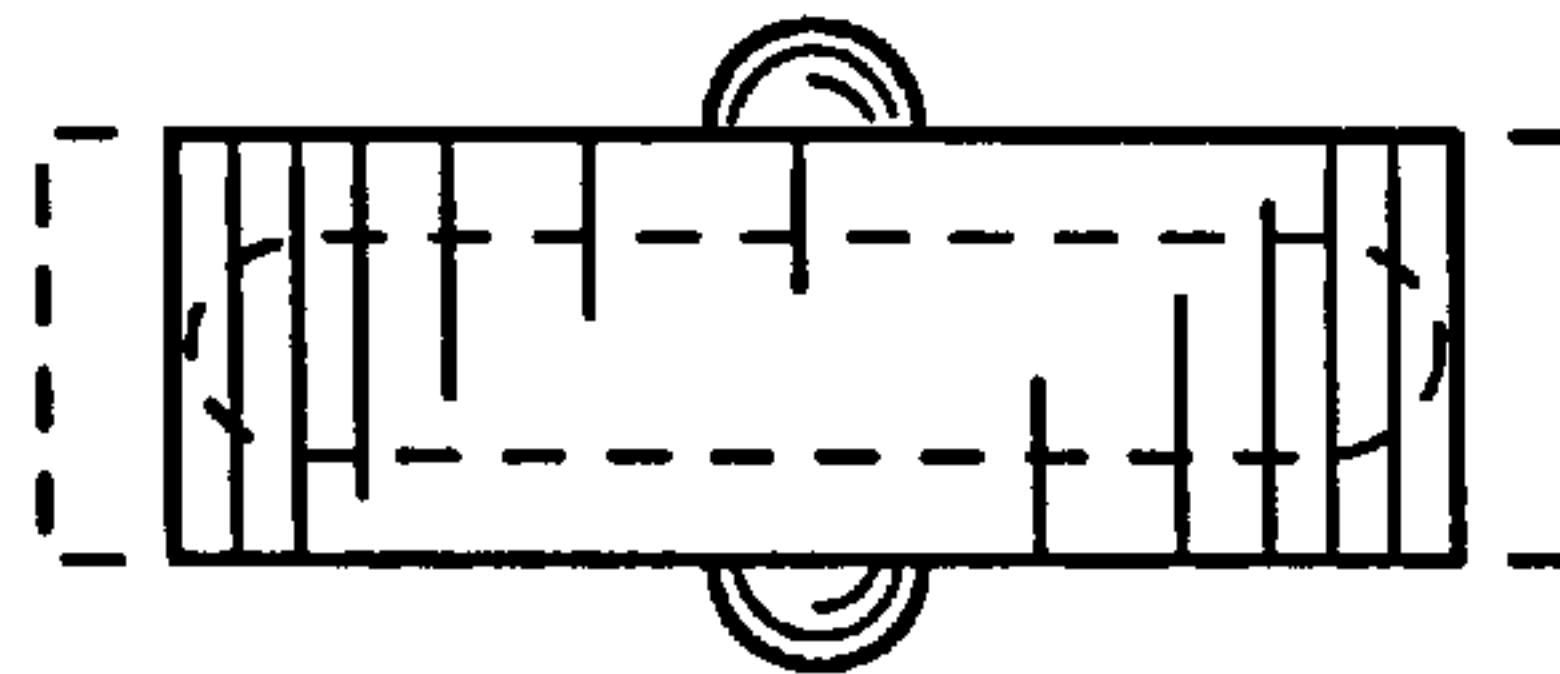


FIG. 2

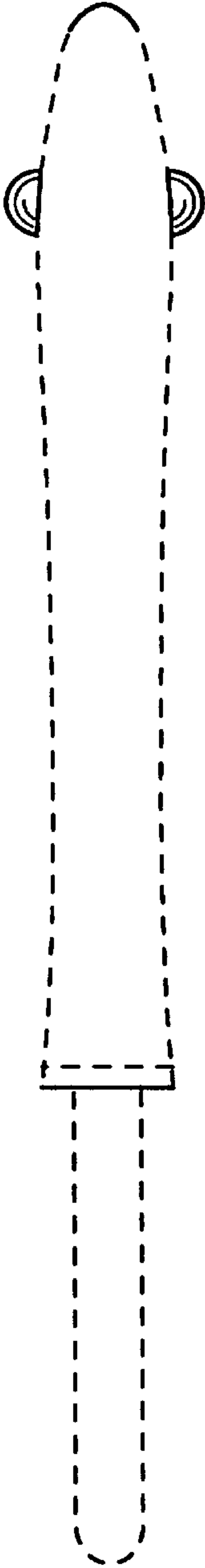


FIG. 7

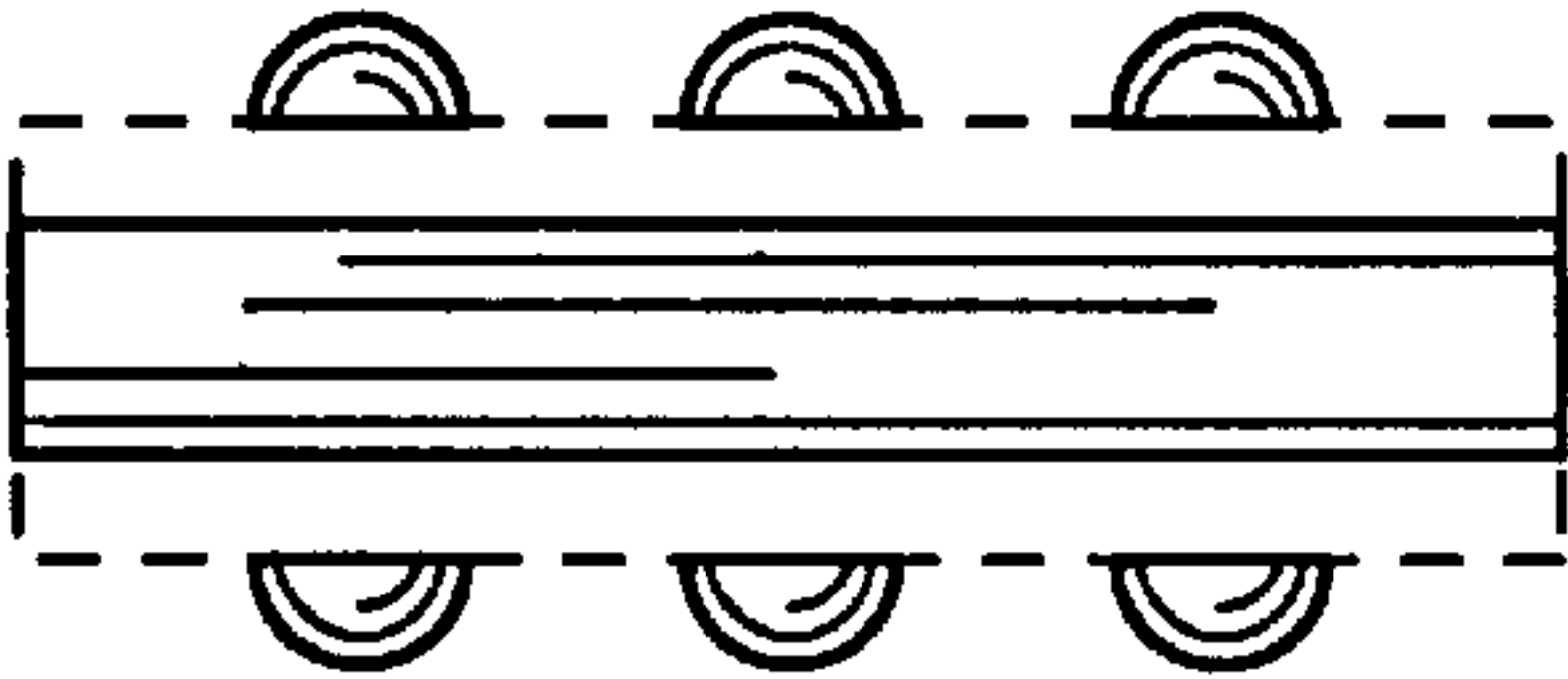


FIG. 5




FIG. 8

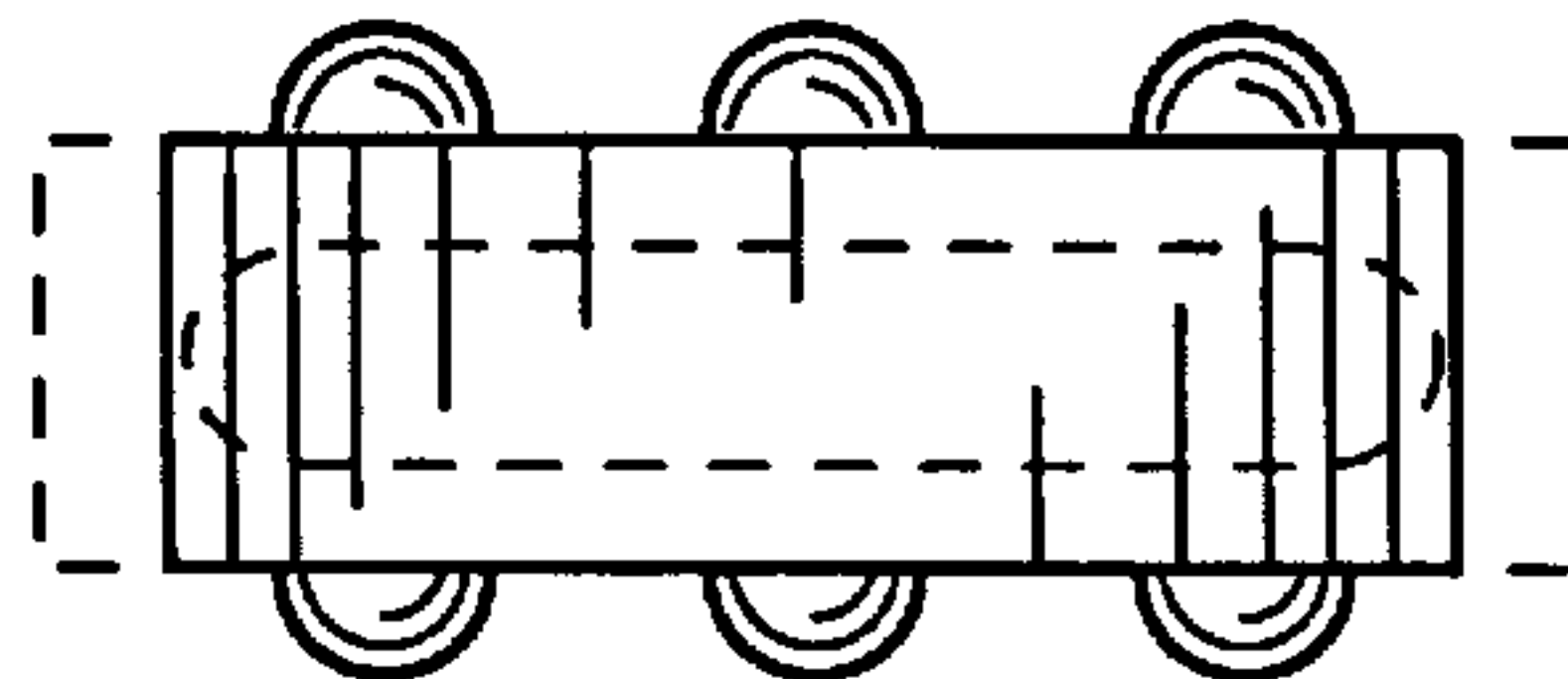


FIG. 6

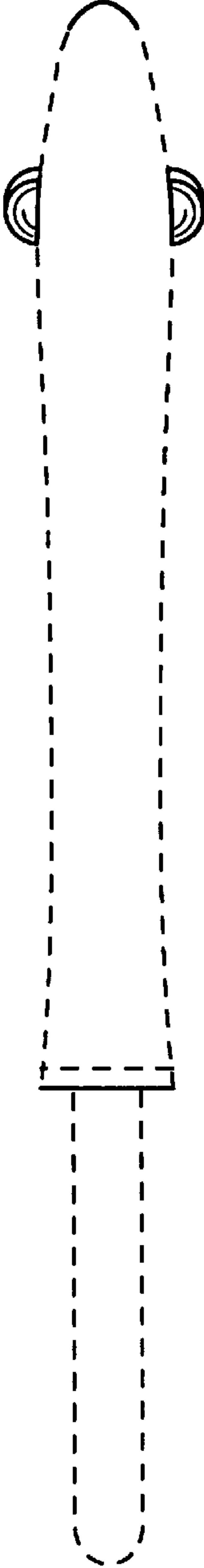


FIG. 11




FIG. 9




FIG. 12

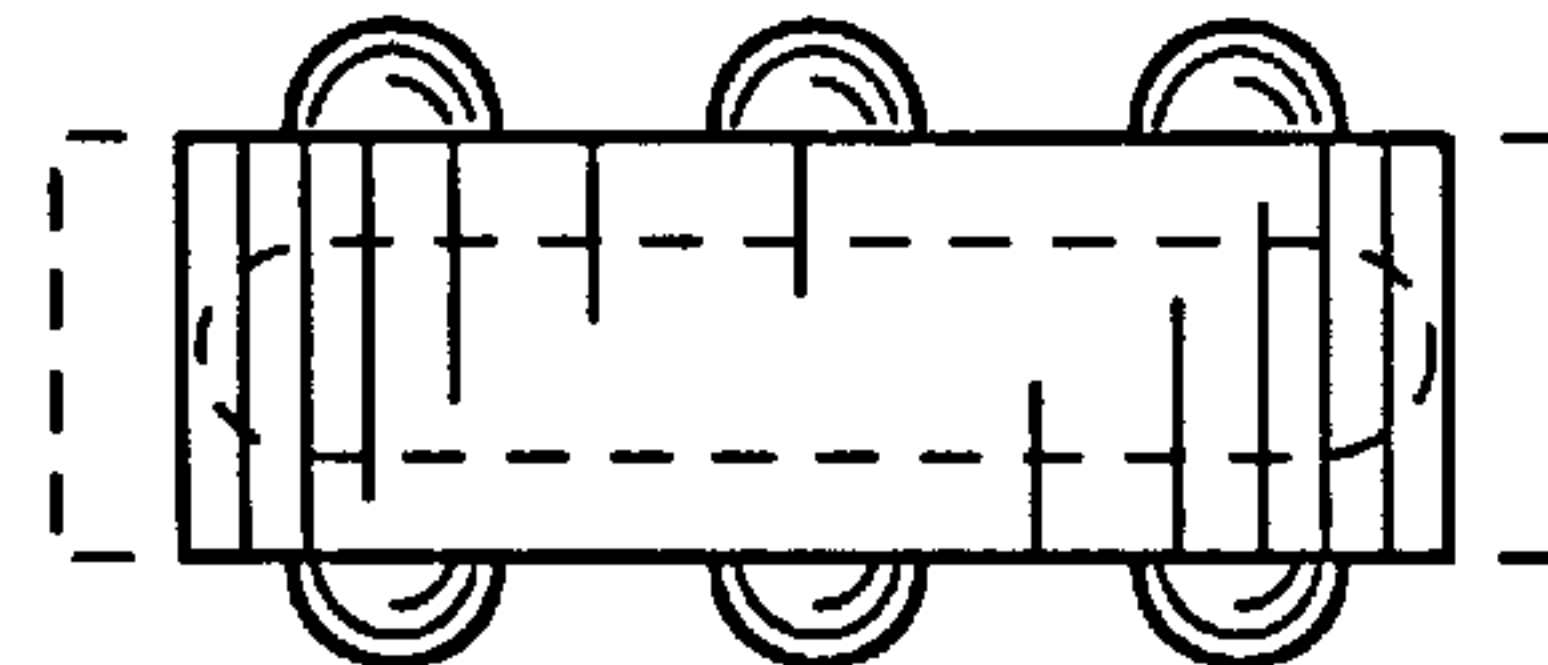
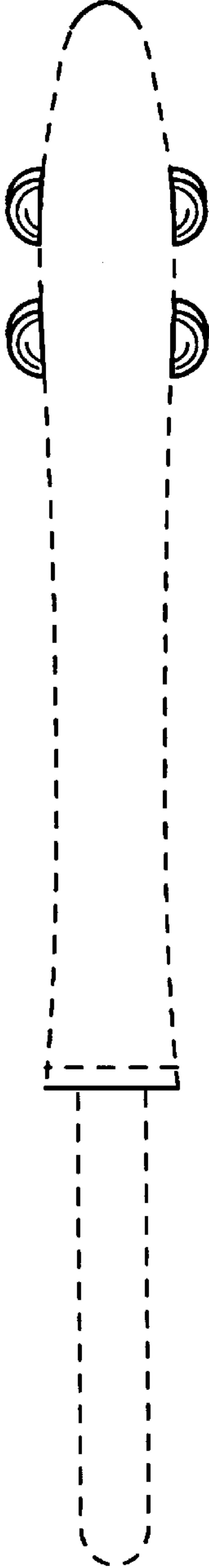


FIG. 10



UNITED STATES PATENT AND TRADEMARK OFFICE
CERTIFICATE OF CORRECTION

PATENT NO. : Des. 404,343
DATED : January 19, 1999
INVENTOR(S) : Marc Moor

It is certified that error appears in the above-identified patent and that said Letters Patent is hereby corrected as shown below:

On the title page , item [54],

In the title, "PORTION OF A ZIPPER PULL" should read
--A PORTION OF A ZIPPER PULL--.

In the Description, the last three lines should be deleted.

Signed and Sealed this
Fourth Day of May, 1999



Q. TODD DICKINSON

Acting Commissioner of Patents and Trademarks

Attest:

Attesting Officer