



US00D404337S

# United States Patent [19]

Goodman et al.

[11] **Patent Number: Des. 404,337**

[45] **Date of Patent: \*\*Jan. 19, 1999**

[54] **GLITZ STONE CASING**

[75] Inventors: **Phoebe Goodman**, Newton; **Nancy E. LaPann**, Hingham, both of Mass.

[73] Assignee: **SRL, Inc.**, Wilmington, Del.

[\*\*] Term: **14 Years**

[21] Appl. No.: **83,352**

[22] Filed: **Feb. 6, 1998**

[51] **LOC (6) Cl.** ..... **11-01**

[52] **U.S. Cl.** ..... **D11/80; D2/946**

[58] **Field of Search** ..... D11/1-2, 33, 14, D11/40, 43, 44, 47-48, 63, 67, 86, 106, 90, 84; 63/1.1, 2, 20, 26, 13; D2/946

[56] **References Cited**

**U.S. PATENT DOCUMENTS**

- D. 109,966 5/1938 Jacobs ..... D11/210
- D. 128,675 8/1941 Greenberg ..... D11/86
- D. 158,546 5/1950 Bardach ..... D11/67

- D. 330,342 10/1992 Griffin ..... D2/946
- D. 382,990 9/1997 Pallera ..... D2/976
- D. 383,085 9/1997 Nyqvist ..... D2/946
- 2,119,039 5/1938 Doyd ..... D11/33

*Primary Examiner*—Ralf Seifert  
*Attorney, Agent, or Firm*—Fish & Richardson, P.C.


[57] **CLAIM**

The ornamental design for a glitz stone casing, as shown and described.

**DESCRIPTION**

FIG. 1 is a right front perspective view of a glitz stone casing showing my new design;  
FIG. 2 is a front elevational view thereof, the rear, not shown, is plain and unornamented;  
FIG. 3 is a right side elevational view thereof;  
FIG. 4 is a left side elevational view thereof; and,  
FIG. 5 is a perspective view thereof on a reduced scale, the broken line showing of a shoe being environmental only and forming no part of the claimed design.

**1 Claim, 2 Drawing Sheets**






FIG. 1




FIG. 2

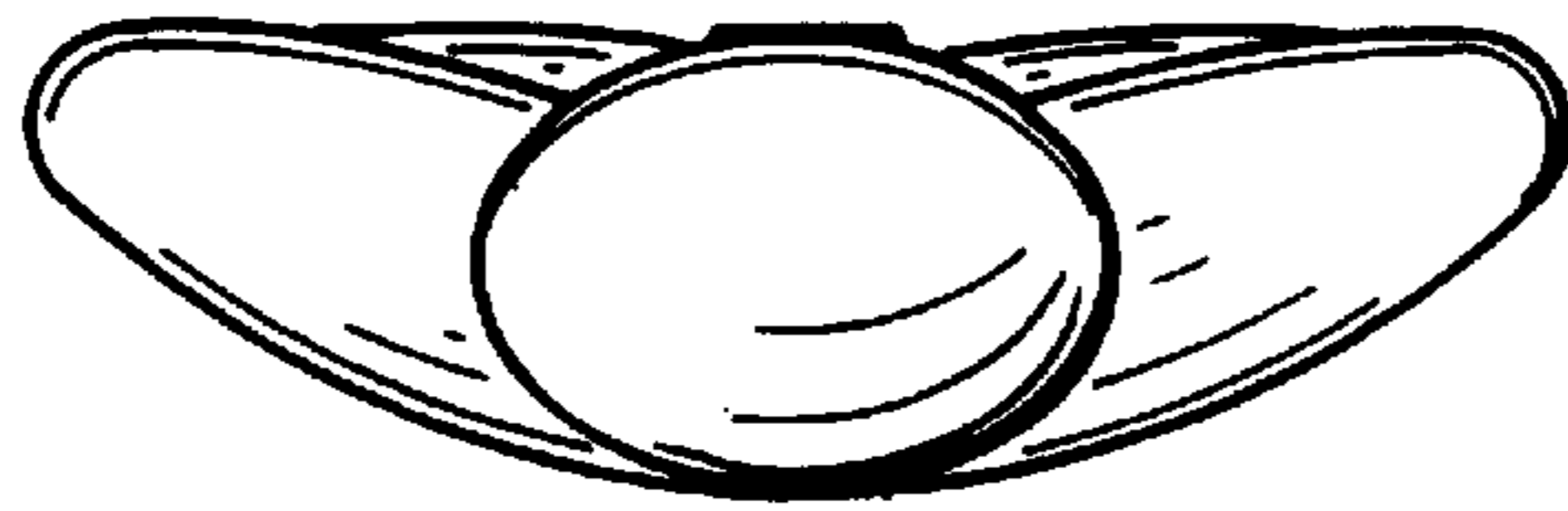


FIG. 3

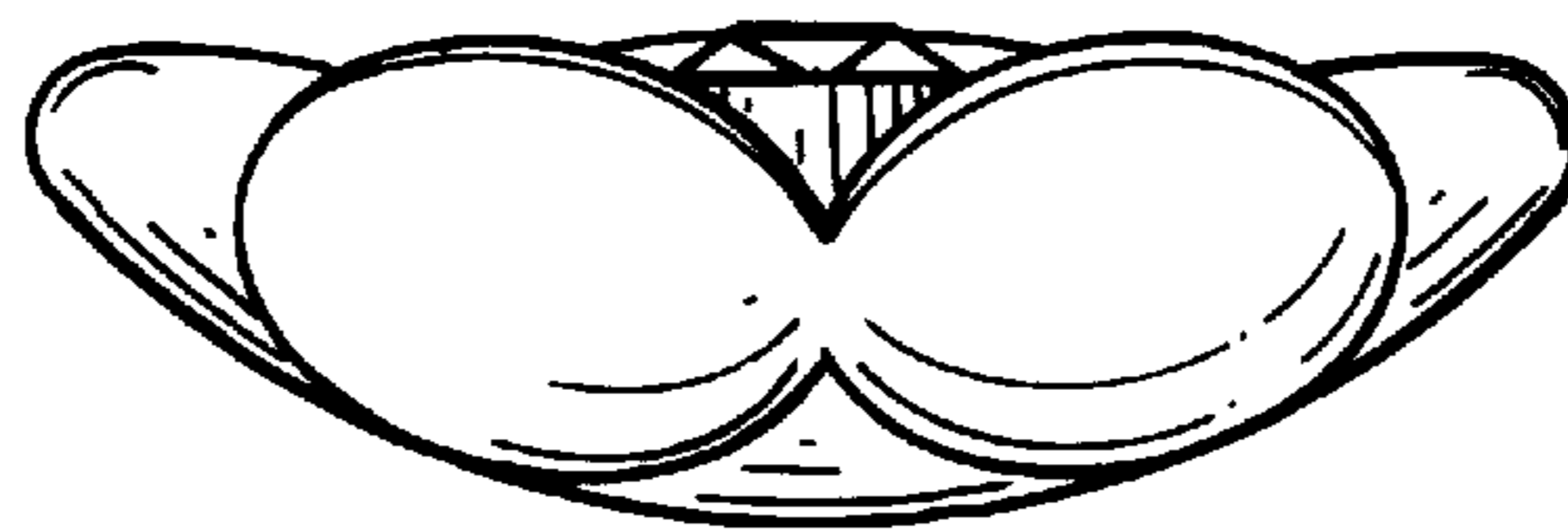


FIG. 4




FIG. 5