



US00D404333S

# United States Patent [19]

Perrin et al.

[11] **Patent Number: Des. 404,333**

[45] **Date of Patent: \*\*Jan. 19, 1999**

[54] **RING**

[75] Inventors: **Alain-Dominique Perrin**, Rueil Malmaison; **Jacques Diltoer**, Villeneuve-La-Garenne, both of France

[73] Assignee: **Cartier International B.V.**, Amsterdam, Netherlands

[\*\*] Term: **14 Years**

[21] Appl. No.: **74,016**

[22] Filed: **Jul. 23, 1997**

[30] **Foreign Application Priority Data**

Jan. 23, 1997 [FR] France ..... 970331

[51] **LOC (6) Cl.** ..... **11-01**

[52] **U.S. Cl.** ..... **D11/26; D11/29**

[58] **Field of Search** ..... 63/15, 15.1, 15.45, 63/15.5, 15.7, 26-28; D30/26, 29, 34-39

[56] **References Cited**

**U.S. PATENT DOCUMENTS**

D. 135,581 4/1943 Sauer, Jr. .... D11/34

D. 273,772	5/1984	Bulgari .....	D11/35
D. 349,072	7/1994	Ambar .....	D11/34
2,219,277	10/1940	Kaufmann .....	63/15
2,273,227	2/1942	Simmons .....	63/26
2,453,955	11/1948	Younghusband .....	63/15
2,537,449	1/1951	Evenson .....	63/15
5,123,265	6/1992	Ramot .....	63/28

*Primary Examiner*—Cathy Anne Maccormac  
*Attorney, Agent, or Firm*—Pillsbury Madison & Sutro LLP

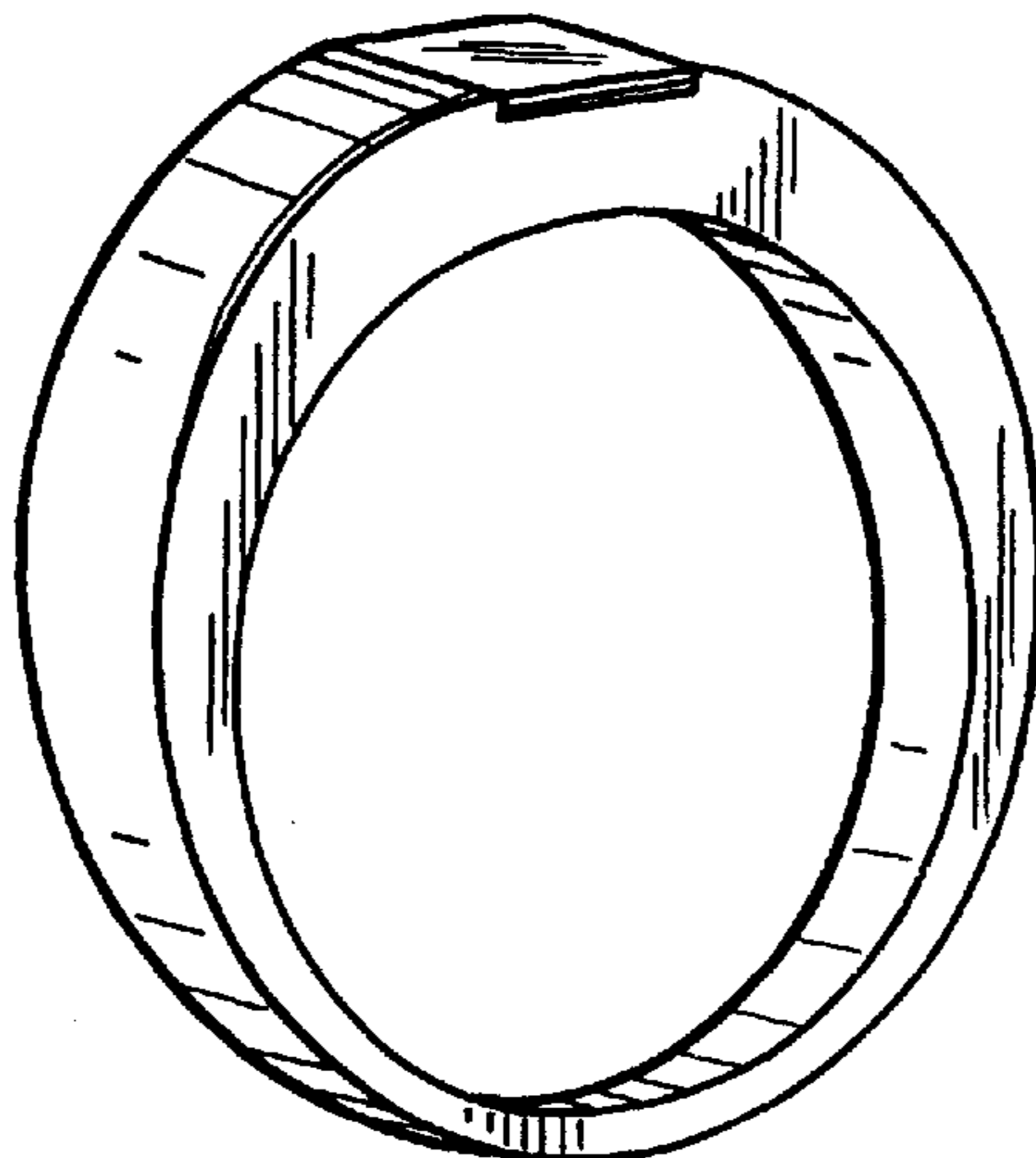
[57] **CLAIM**

The ornamental design for a ring, as shown and described.

**DESCRIPTION**

FIG. 1 is a perspective view taken from the top front and left side of a ring showing our new design;  
FIG. 2 is a perspective view taken from the bottom, rear and right side thereof;  
FIG. 3 is a front elevational view thereof;  
FIG. 4 is a side elevational view thereof; and,  
FIG. 5 is a top view thereof.

**1 Claim, 2 Drawing Sheets**



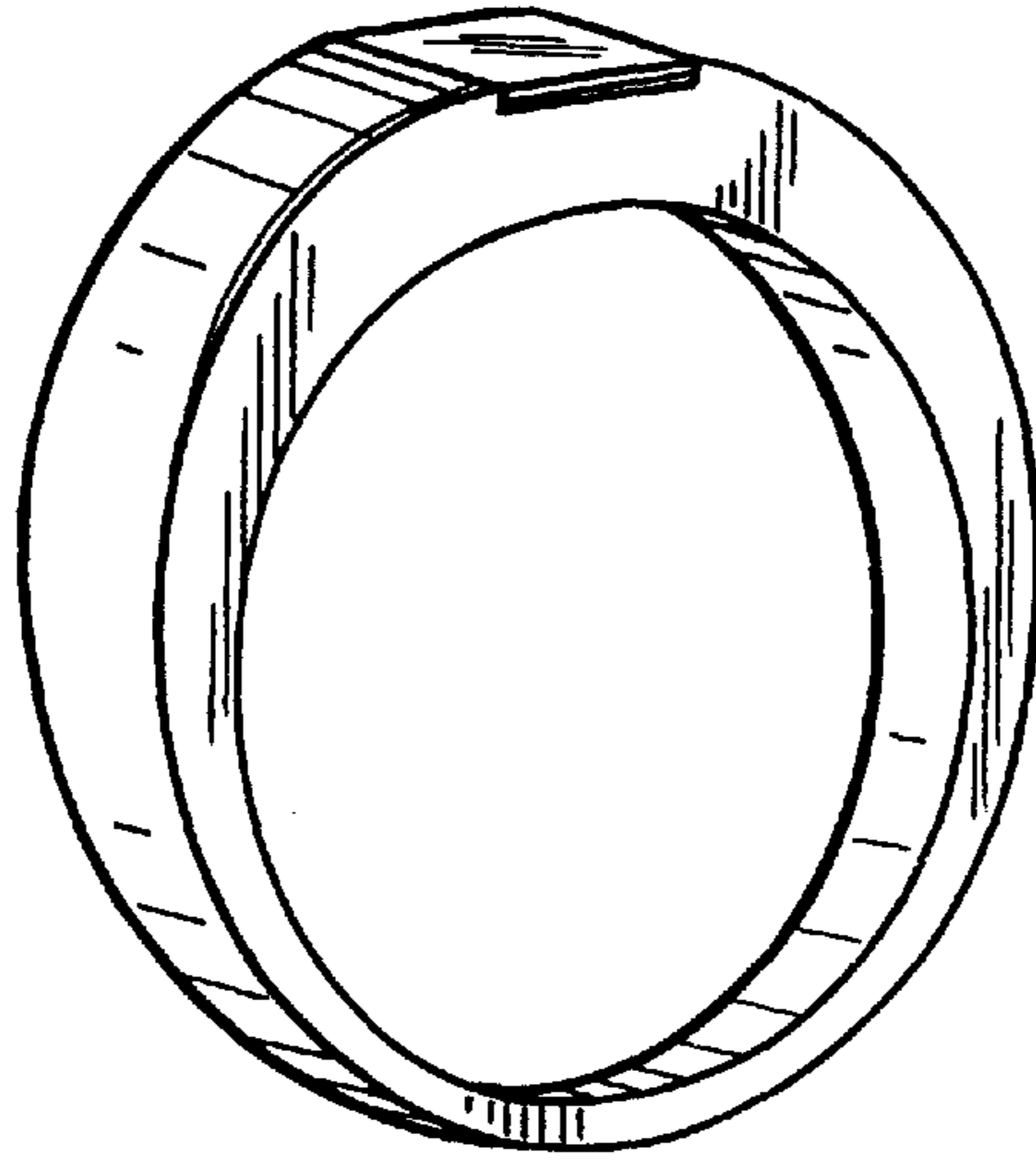


FIG. 1

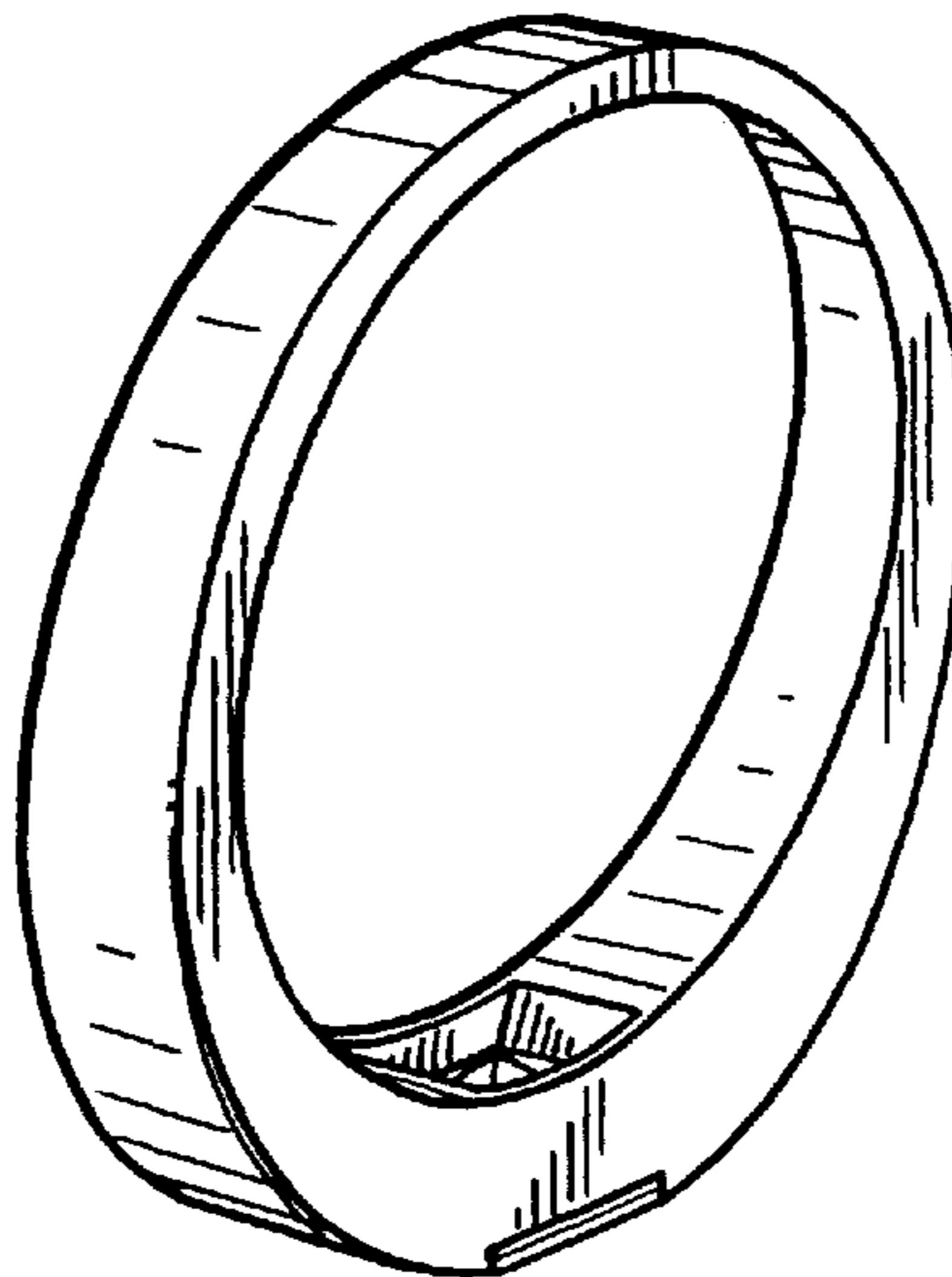


FIG. 2

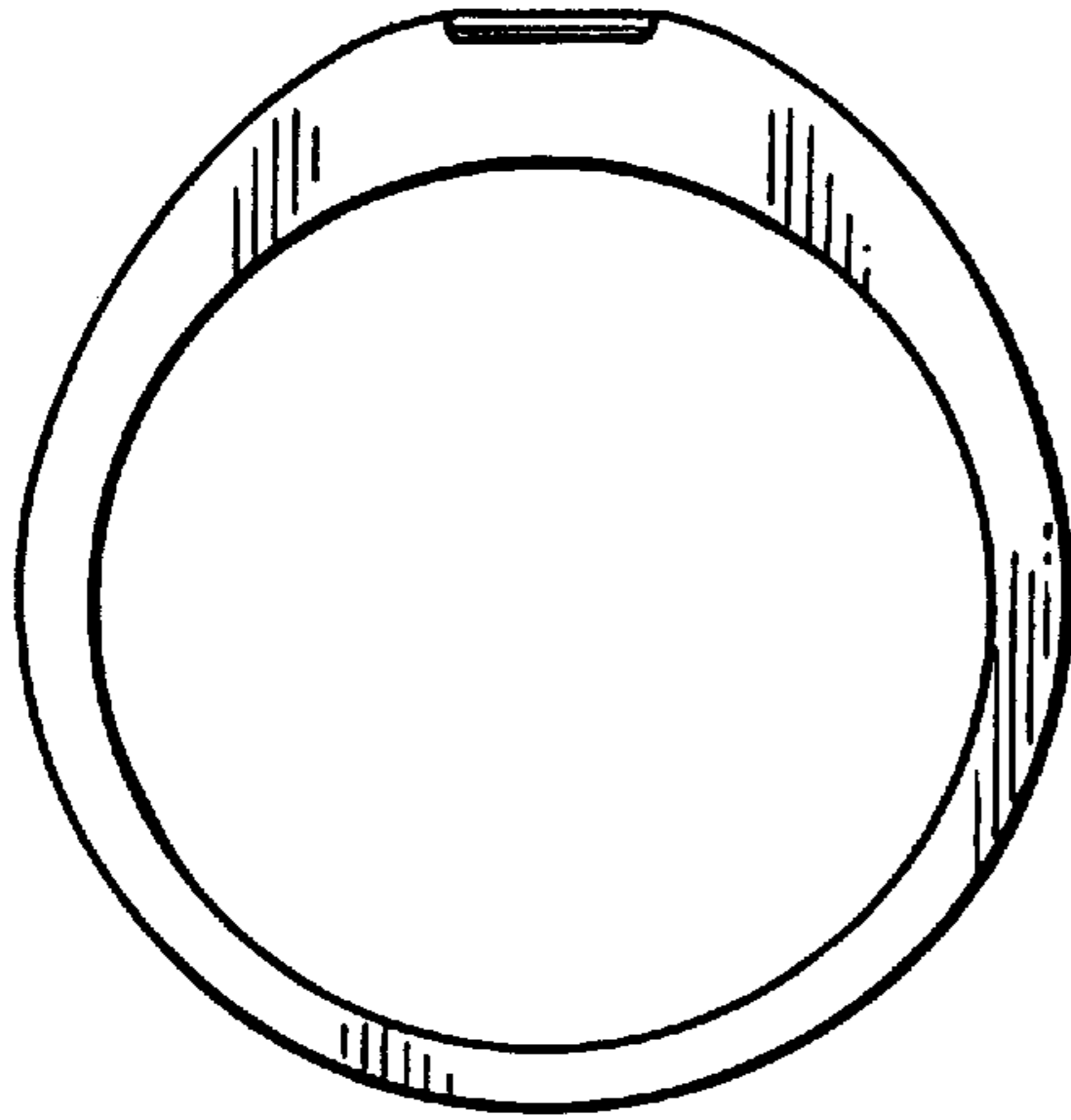


FIG. 3



FIG. 4



FIG. 5