



US00D404319S

**United States Patent** [19]  
**Deleskiewicz**

[11] **Patent Number: Des. 404,319**

[45] **Date of Patent: \*\*Jan. 19, 1999**

[54] **WRISTWATCH**

D. 370,638 6/1996 Oba ..... D10/30

[75] Inventor: **Janek Deleskiewicz**, Paris, France

*Primary Examiner*—Nelson C. Holtje  
*Attorney, Agent, or Firm*—Sughrue, Mion, Zinn, Macpeak & Seas, PLLC

[73] Assignee: **Manufacture Jaeger-Le Coultre SA**,  
Le Sentier, Switzerland

[\*\*] Term: **14 Years**

[57] **CLAIM**

The ornamental design for a wristwatch, as shown and described.

[21] Appl. No.: **87,031**

**DESCRIPTION**

[22] Filed: **Apr. 24, 1998**

FIG. 1 is a perspective view of a wristwatch showing my new design;

[30] **Foreign Application Priority Data**

Dec. 24, 1997 [XH] Hague Agreement ..... DMA/0003962

FIG. 2 is a top plan view thereof;

[51] **LOC (6) Cl.** ..... **10-02**

FIG. 3 is a bottom plan view thereof;

[52] **U.S. Cl.** ..... **D10/32; D10/30**

FIG. 4 is a side elevational view of one side thereof;

[58] **Field of Search** ..... D10/1-40, 122-132;  
368/280-282, 276-277, 285

FIG. 5 is a side elevational view of an opposite side thereof;

FIG. 6 is an end elevational view of one end thereof;

FIG. 7 is an end elevational view of an opposite end thereof;

FIG. 8 is a plan view similar to FIG. 2 with the watch case partially reversed;

FIG. 9 is a perspective view similar to FIG. 1 with the watch case fully reversed; and,

FIG. 10 is a perspective view of the bottom and one side with the watch case fully reversed.

[56] **References Cited**

**U.S. PATENT DOCUMENTS**

- D. 282,913 3/1986 Stevens ..... D10/39 X
- D. 294,010 2/1988 Bouchet ..... D10/30
- D. 309,267 7/1990 Saurer ..... D10/39
- D. 354,445 1/1995 Wunderman ..... D10/32

**1 Claim, 3 Drawing Sheets**




FIG. 1



FIG. 2




FIG. 3




FIG. 4



FIG. 5

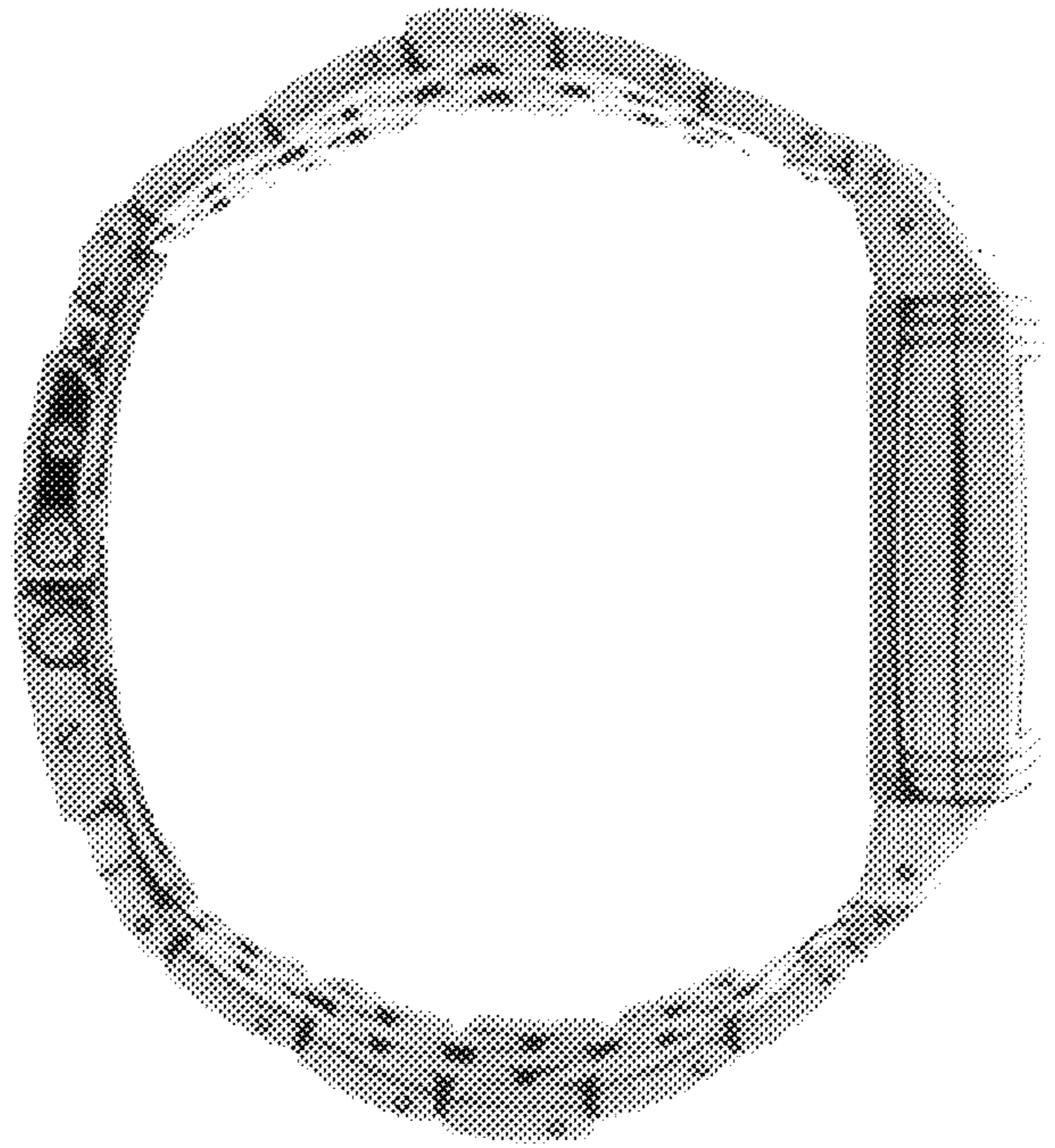


FIG. 6




FIG. 7




FIG. 8




FIG. 9




FIG. 10

