



US00D404302S

**United States Patent** [19]  
**Martin**

[11] **Patent Number: Des. 404,302**

[45] **Date of Patent: \*\*Jan. 19, 1999**

[54] **INTERLOCKING DOUBLE BOTTLE**

[76] Inventor: **Forrest Samuel Martin**, 1145  
Sunningdale Rd., Lake Oswego, Oreg.  
97034

[\*\*] Term: **14 Years**

[21] Appl. No.: **55,858**

[22] Filed: **Jun. 14, 1996**

[51] **LOC (6) Cl.** ..... **09-01**

[52] **U.S. Cl.** ..... **D9/347; D9/524; D9/557**

[58] **Field of Search** ..... D9/570, 557, 347,  
D9/524, 341, 523, 520; 215/6, 10, 382,  
383, 384

[56] **References Cited**

**U.S. PATENT DOCUMENTS**

D. 220,864 6/1971 Weckman ..... D9/347  
D. 275,267 8/1984 Gautier ..... D9/570  
D. 280,599 9/1985 Green ..... D9/524 X

D. 306,262 2/1990 Bit ..... D9/557 X  
D. 333,263 2/1993 Markuzov ..... D9/524 X  
4,489,839 12/1984 Epperson ..... 215/10  
4,573,595 3/1986 Mednis ..... 215/10  
5,316,159 5/1994 Douglas et al. .... 215/10

*Primary Examiner*—Lucy Lieberman

[57] **CLAIM**

The ornamental design for an interlocking double bottle, as shown and described.

**DESCRIPTION**

FIG. 1 is a front elevation of an interlocking double bottle showing my new design, the rear elevation is a mirror image thereto;

FIG. 2 is a top plan view of FIG. 1;

FIG. 3 is a bottom plan view of FIG. 1; and,

FIG. 4 is a cross sectional view taken along line 4—4 in FIG. 2.

**1 Claim, 3 Drawing Sheets**

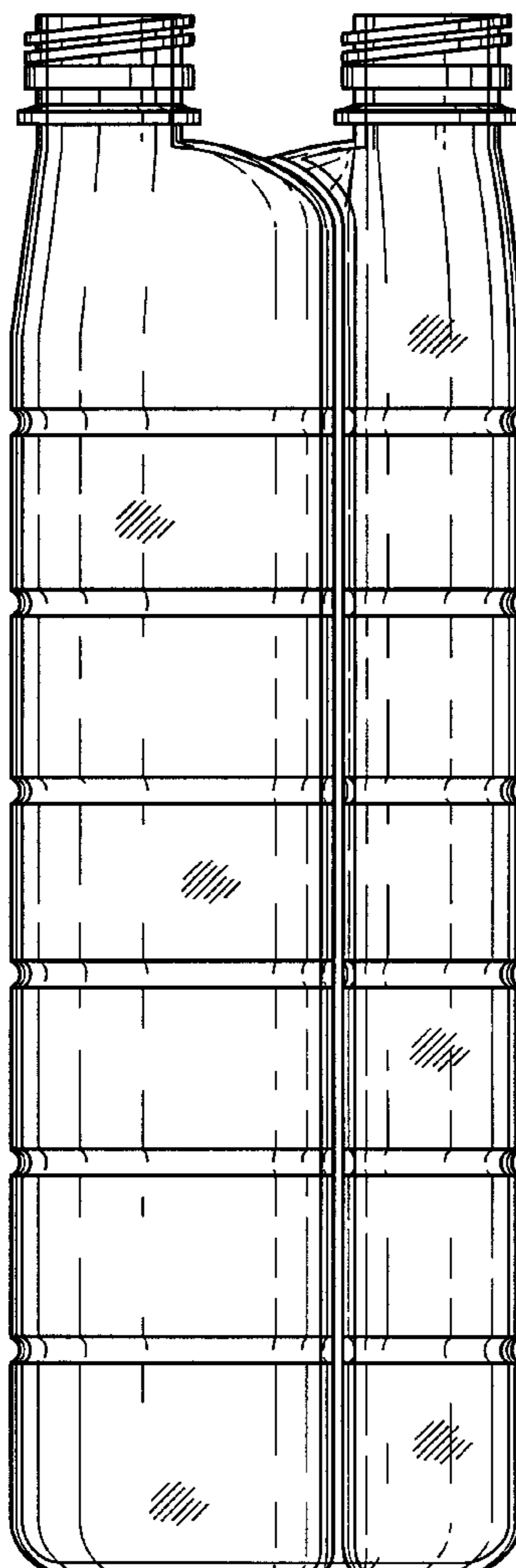


Fig. 1

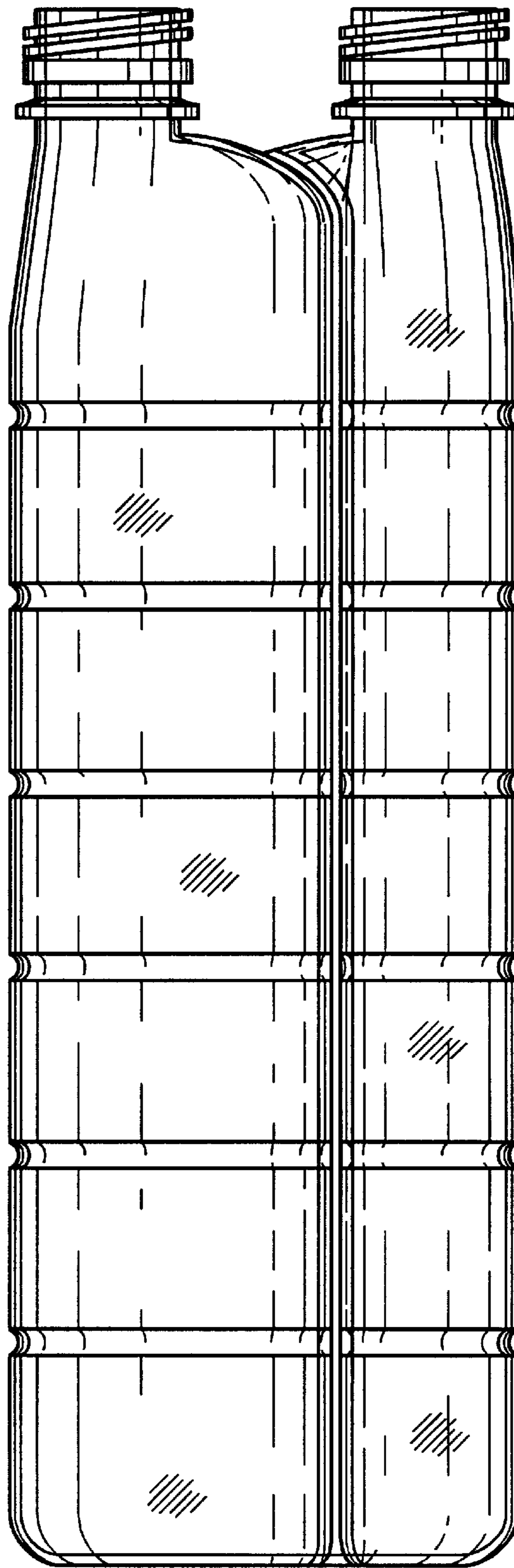


Fig. 2

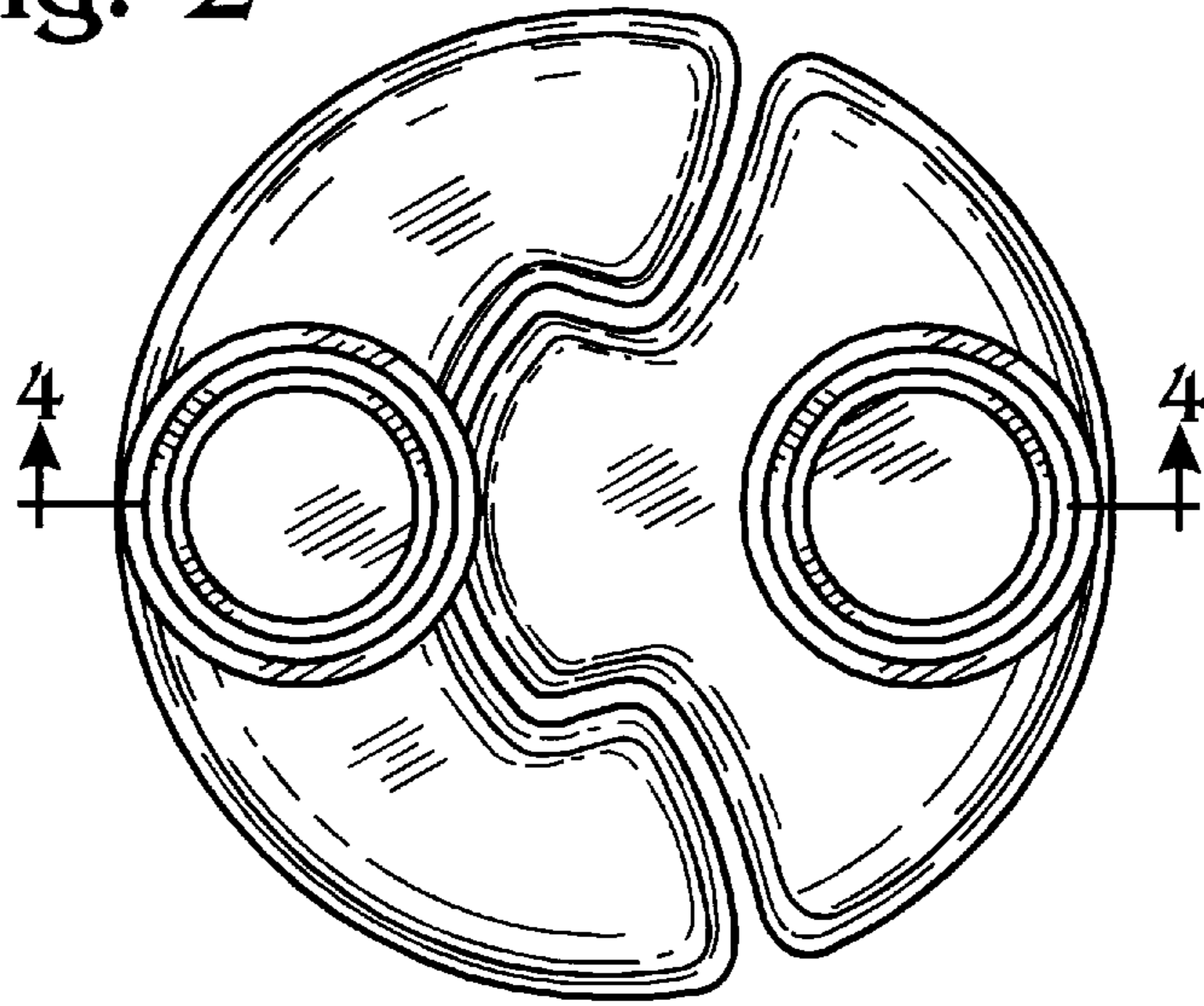


Fig. 3

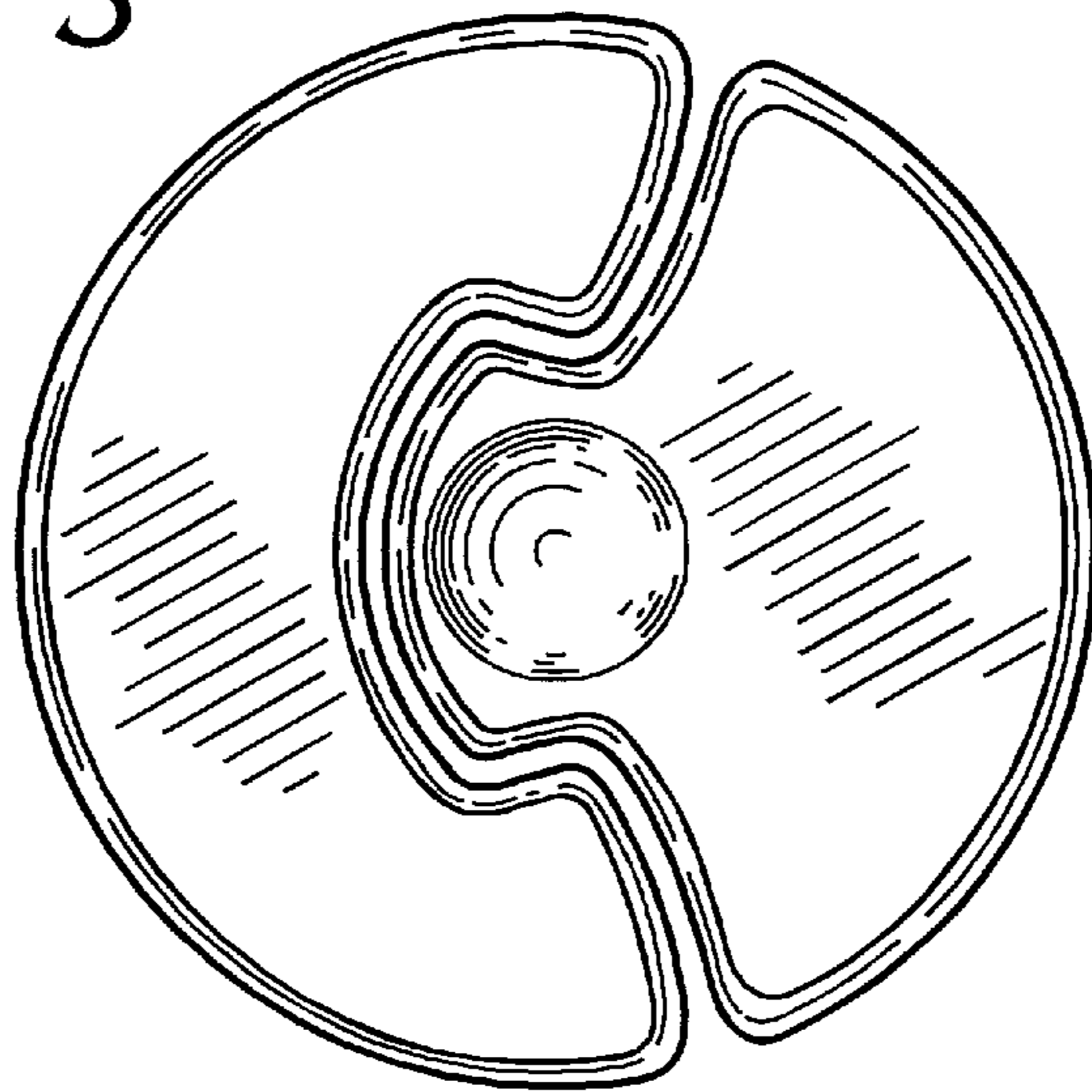


Fig. 4

