



US00D404289S

United States Patent [19] Tieken

[11] Patent Number: Des. 404,289

[45] Date of Patent: **Jan. 19, 1999

[54] WIRE CASTER LEGS

[75] Inventor: Ross L. Tieken, Shiner, Tex.

[73] Assignee: Kaspar Wire Works, Inc., Shiner, Tex.

[**] Term: 14 Years

[21] Appl. No.: 84,890

[22] Filed: Mar. 12, 1998

[51] LOC (6) Cl. 08-05

[52] U.S. Cl. D8/375

[58] Field of Search D8/375; 16/18 R,
16/18 CG, 45, 29, 40, 314

962,461	6/1910	Penney .	
1,017,799	2/1912	Read .	
1,271,559	7/1918	Feebusch et al. .	
1,275,882	8/1918	Ellison .	
1,304,748	5/1919	Diss .	
1,395,484	11/1921	Diss .	
1,649,527	11/1927	Herold .	
2,059,348	11/1936	Herold .	
2,096,239	10/1937	Geyer	16/31 A X
2,129,579	9/1938	Herold .	
2,450,062	9/1948	Voss et al. .	
2,483,241	9/1949	Shepherd .	
2,659,100	11/1953	Cramer .	
2,866,222	12/1958	Lord .	
3,184,783	5/1965	Brigham .	

Primary Examiner—Holly Baynham
Attorney, Agent, or Firm—Miller, Sisson, Chapman & Nash, P.C.

[56] **References Cited**

U.S. PATENT DOCUMENTS

8,154	4/1851	Rivers .	
91,873	6/1869	Rivers .	
D. 99,912	6/1936	Herold	D8/375
D. 101,871	11/1936	Herold	D8/375
D. 102,484	12/1936	Kaiser	D8/375
D. 103,451	3/1937	Herold	D8/375
D. 108,949	3/1938	Johnson	D8/375
D. 130,592	12/1941	Parkhill	D8/375
D. 130,658	12/1941	Johnson	D8/375
D. 185,032	4/1959	Moore	D8/375
D. 188,715	8/1960	Winter	D8/375
D. 192,786	5/1962	Rice et al.	D8/375
D. 259,982	7/1981	Kameda	D8/375
285,491	9/1883	Keller .	
394,310	12/1888	Sullivan .	
543,870	8/1895	Hoffmann .	
619,896	2/1899	Lee	16/18 R X
750,900	2/1904	Schustek et al.	16/40
934,005	9/1909	Neuberth .	


[57] **CLAIM**

The ornamental design for wire caster legs, as shown and described.

DESCRIPTION

FIG. 1 is a perspective view of the wire caster legs showing my new design;
FIG. 2 is a right side elevational view thereof;
FIG. 3 is a front side elevational view thereof;
FIG. 4 is a left side elevational view thereof;
FIG. 5 is a rear elevational view thereof;
FIG. 6 is a top elevational view thereof; and,
FIG. 7 is a bottom elevational view thereof.
The broken line showing of a caster plate and wheel is for illustrative purposes only and forms no part of the claimed design.

1 Claim, 2 Drawing Sheets



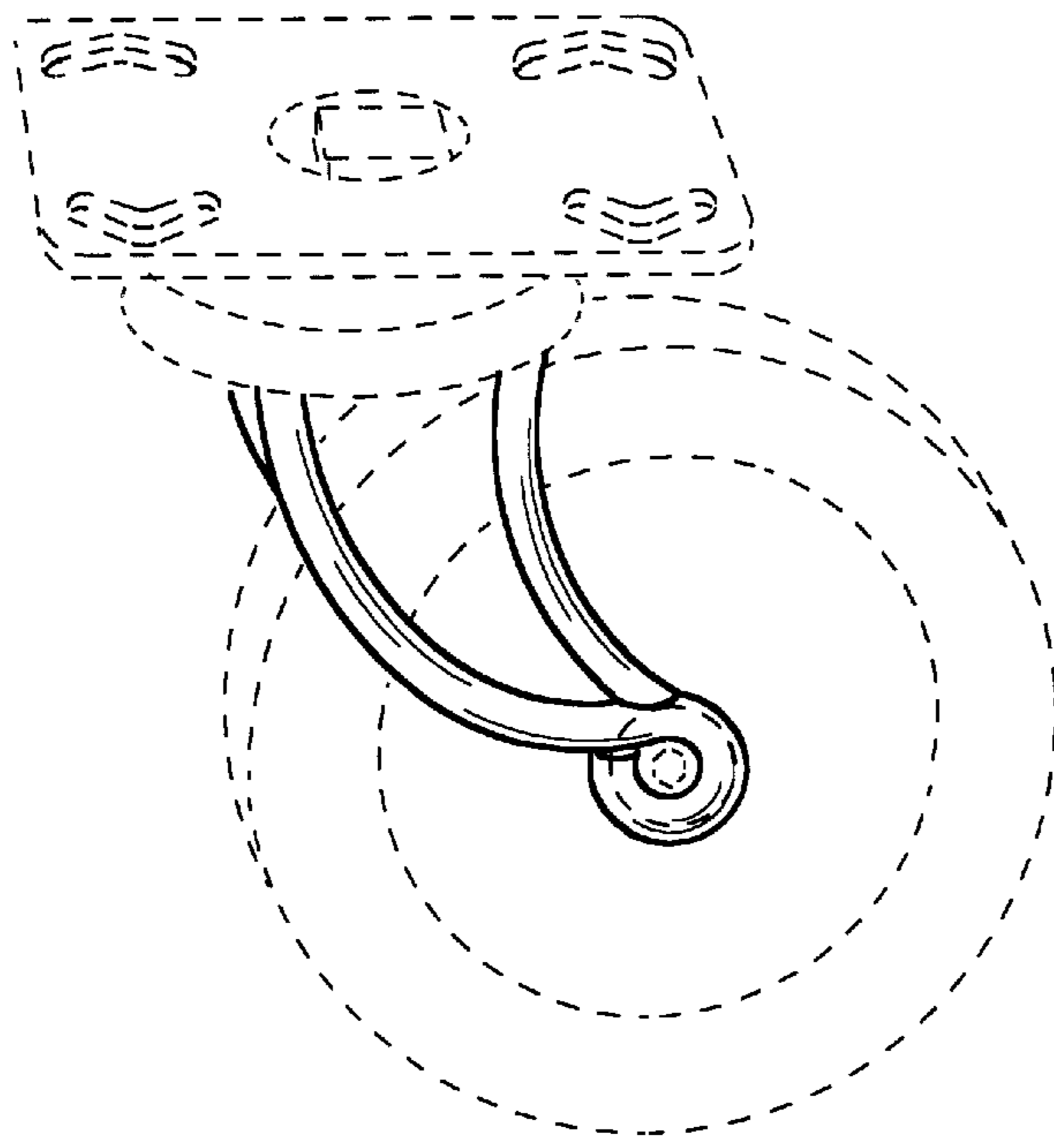


Fig. 1

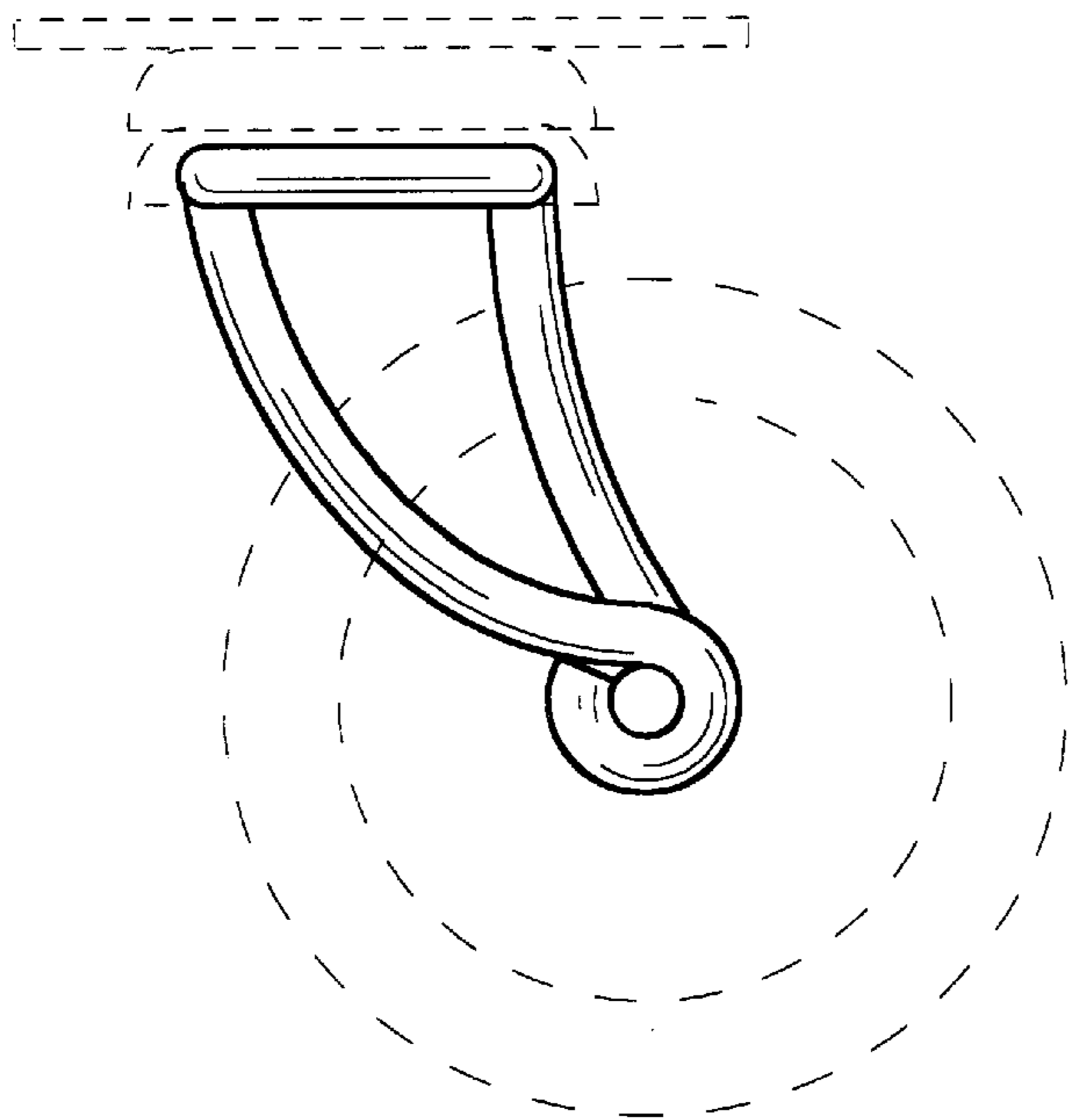


Fig. 2

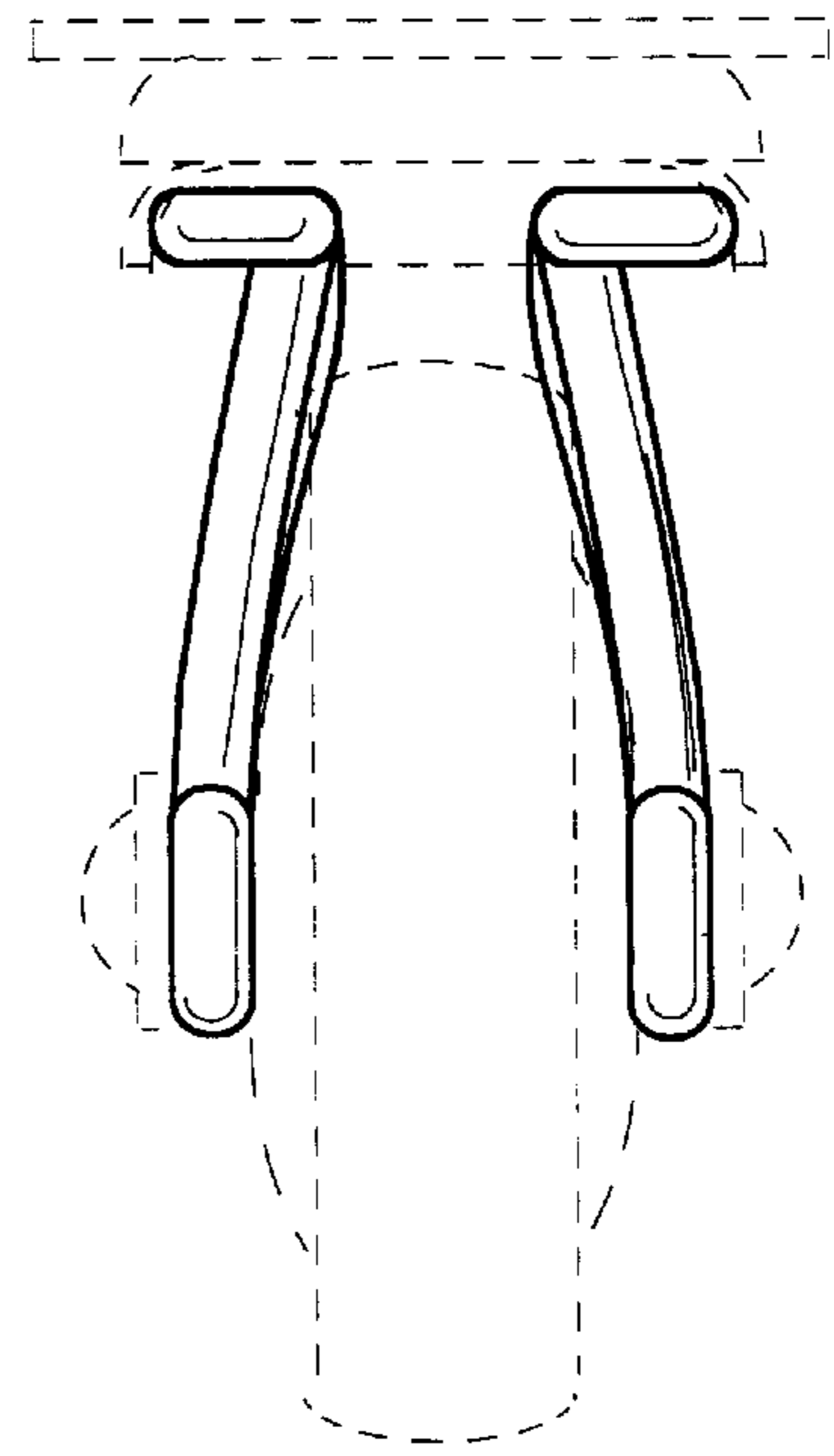


Fig. 3




Fig. 4

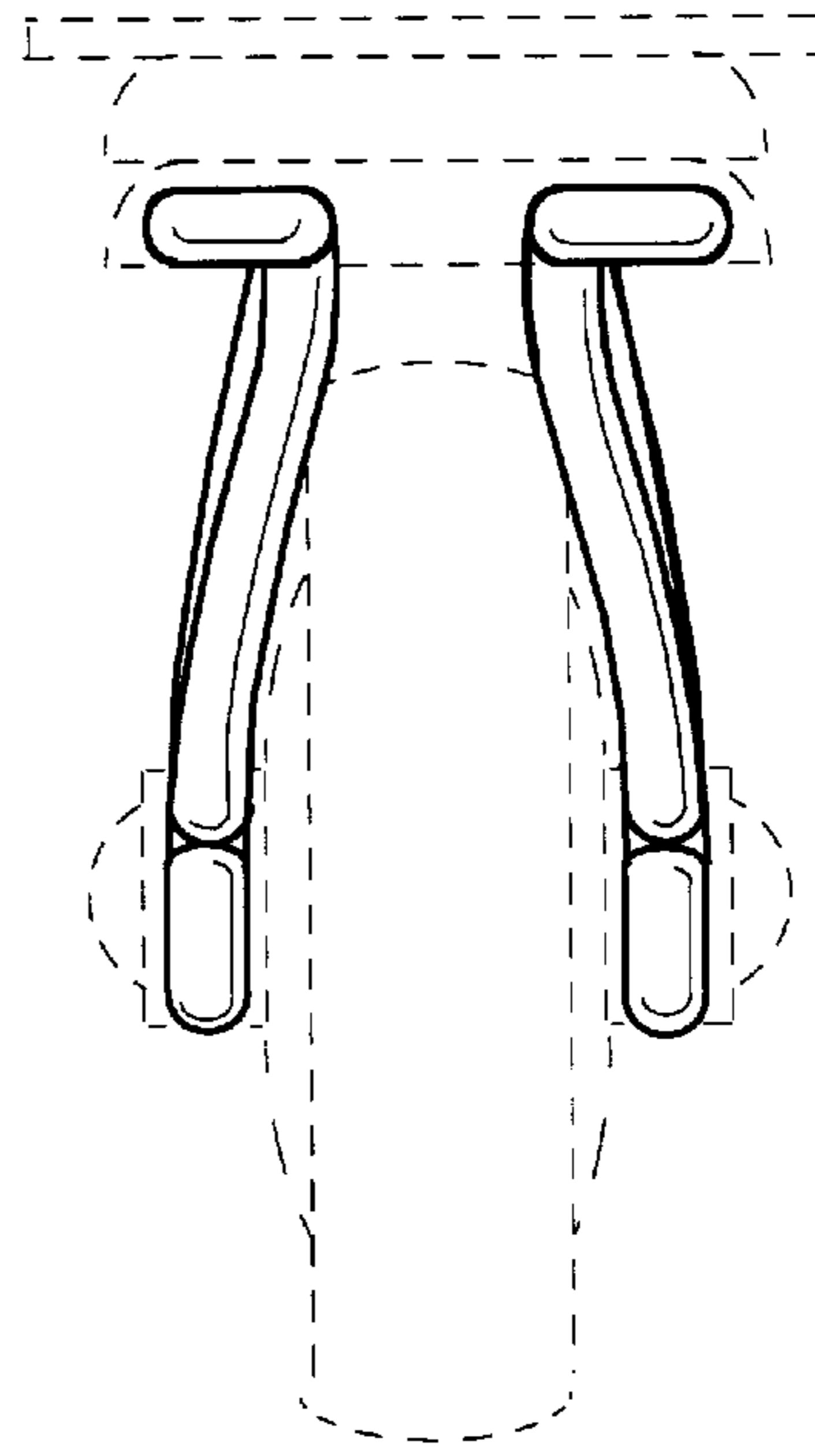


Fig. 5

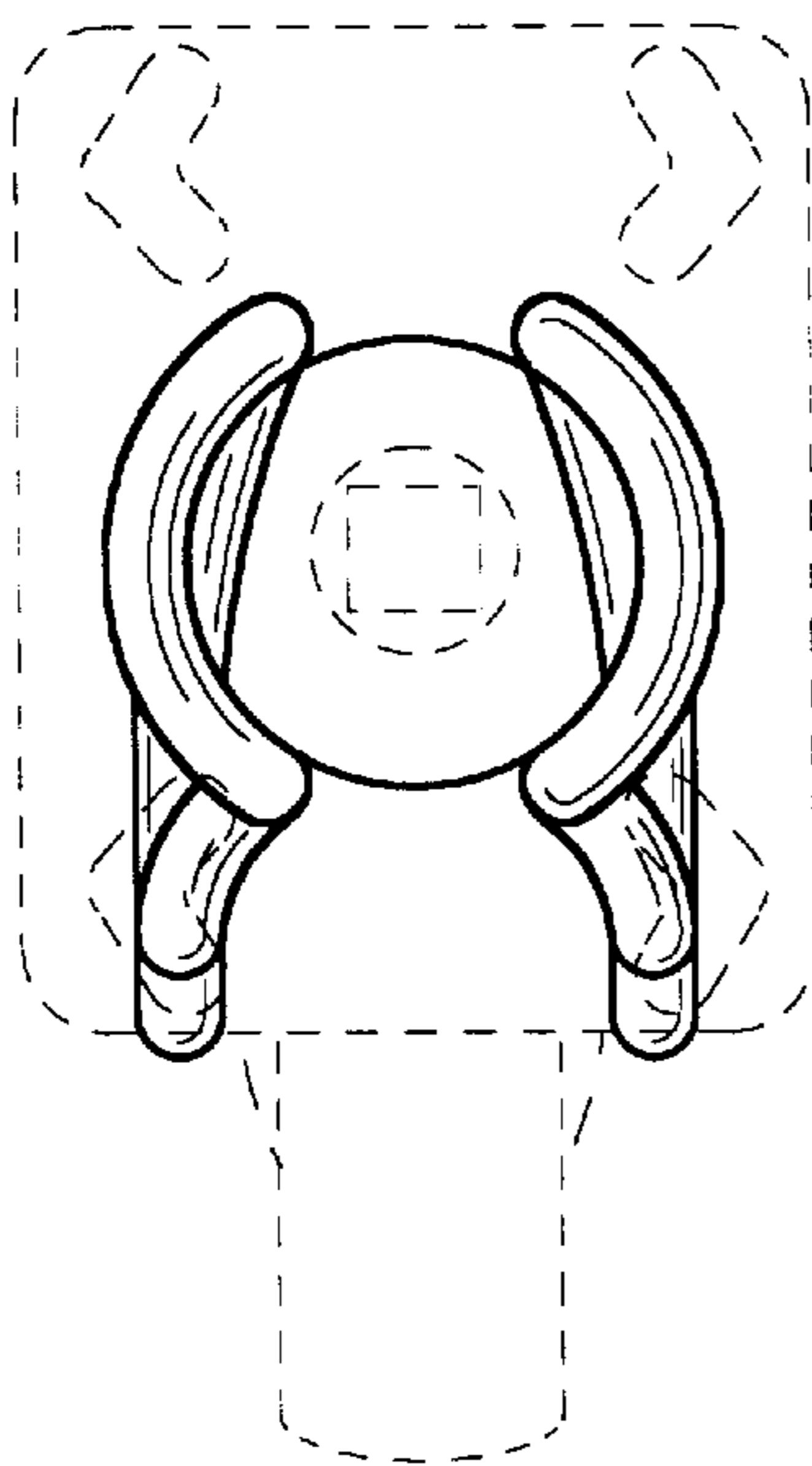


Fig. 6

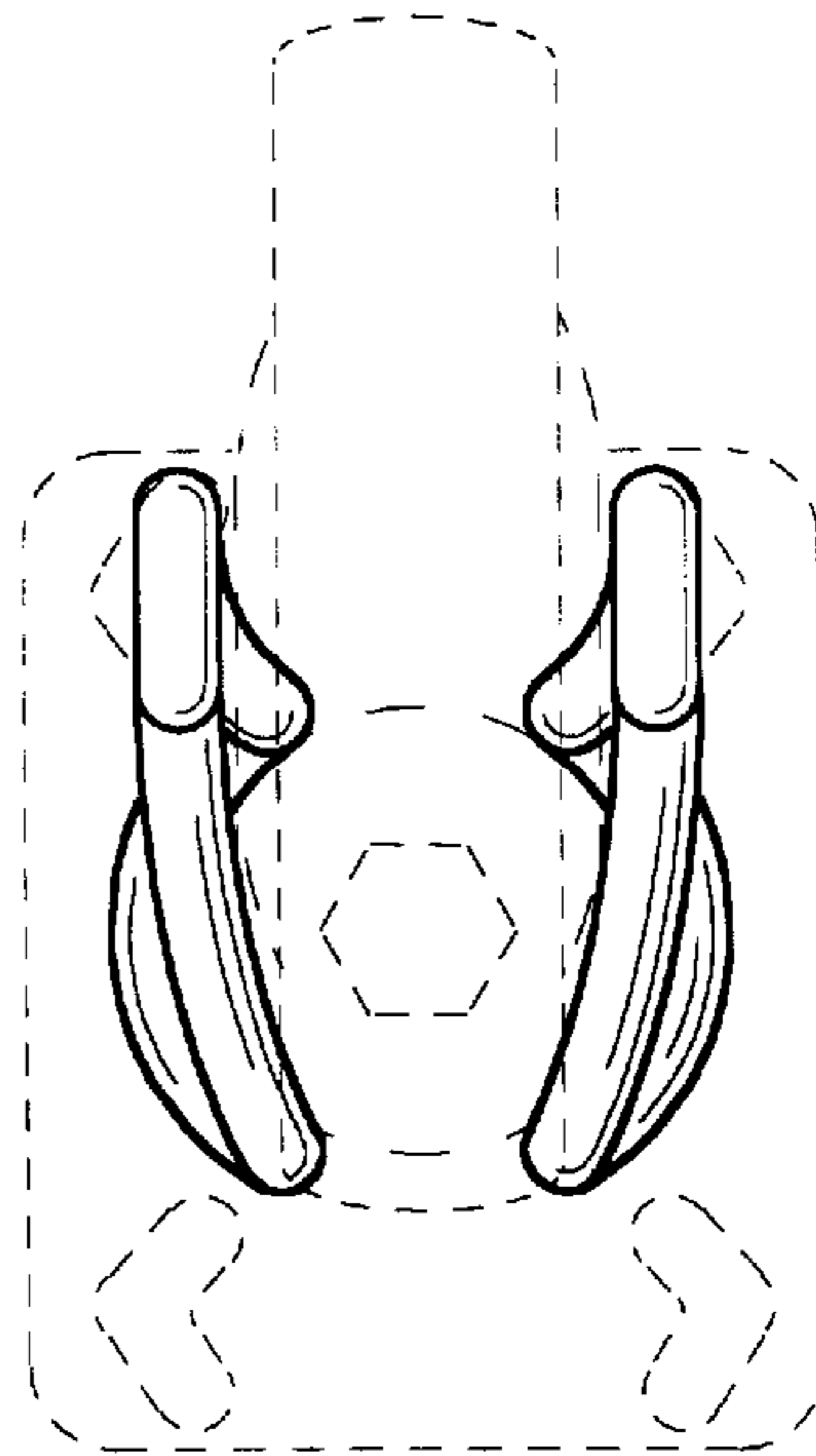


Fig. 7