



US00D404288S

**United States Patent** [19]  
**Orser**

[11] **Patent Number: Des. 404,288**

[45] **Date of Patent: \*\*Jan. 19, 1999**

[54] **ANTI-SLIP PICTURE WIRE HANGER BRACKET**

*Attorney, Agent, or Firm—Mario D. Theriault*

[76] Inventor: **Garry Orser**, P.O. Box 163, Hartland, New Brunswick, Canada, E0J 1N0

[57] **CLAIM**

The ornamental design for an anti-slip picture wire hanger bracket, as shown and described.

[\*\*] Term: **14 Years**

**DESCRIPTION**

[21] Appl. No.: **80,397**

FIG. 1 is a perspective front, top and right side view of an anti-slip picture wire hanger bracket, showing my new design;

[22] Filed: **Dec. 8, 1997**

FIG. 2 is a perspective rear and right side view thereof;

[51] **LOC (6) Cl.** ..... **08-05**

[52] **U.S. Cl.** ..... **D8/373**

[58] **Field of Search** ..... D8/373; 248/489, 248/496-497, 490-491, 495

FIG. 3 is a front view thereof;

[56] **References Cited**

**U.S. PATENT DOCUMENTS**

D. 339,980 10/1993 Sheehan ..... D8/373  
3,337,926 8/1967 Daugherty ..... 248/489

FIG. 4 is a right side view thereof; the left side being a mirror image;

FIG. 5 is a rear view thereof;

FIG. 6 is a top view thereof; and,


FIG. 7 is a bottom view thereof.

**OTHER PUBLICATIONS**

Grammes Catalog, p. 18, file catch located at bottom left of page, Jan. 1941.

*Primary Examiner—Holly Baynham*

**1 Claim, 2 Drawing Sheets**






FIG. 1

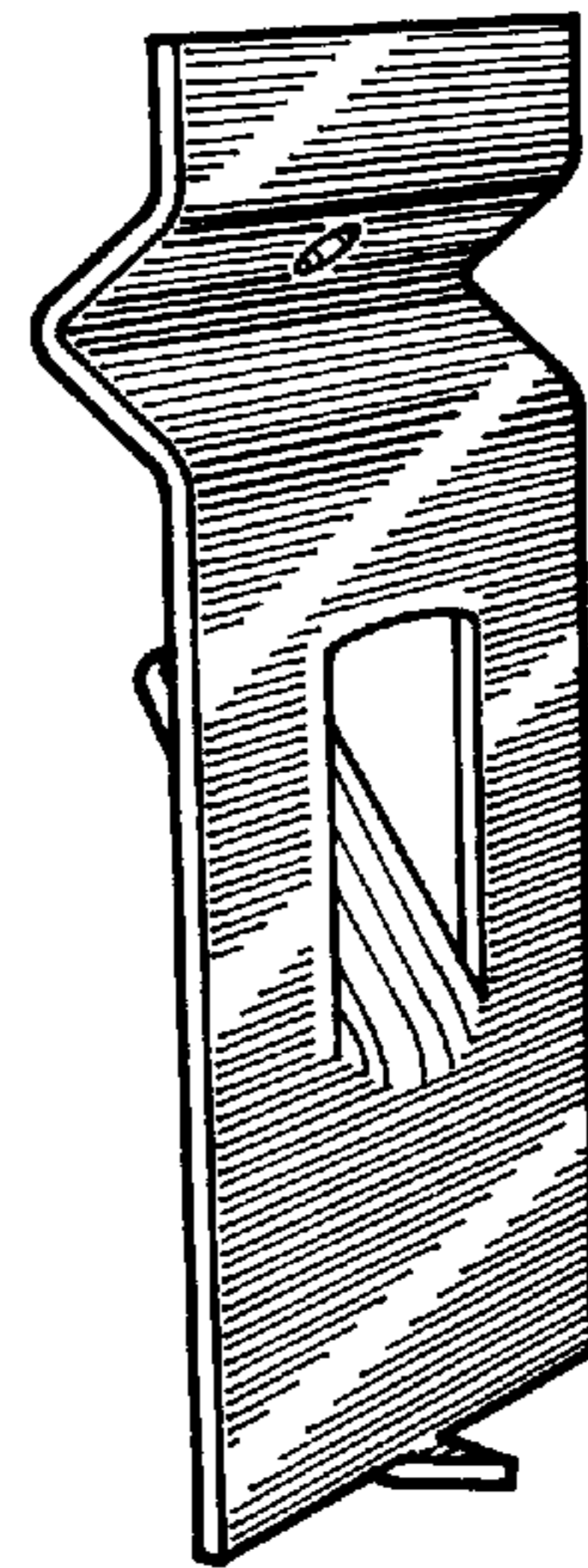


FIG. 2

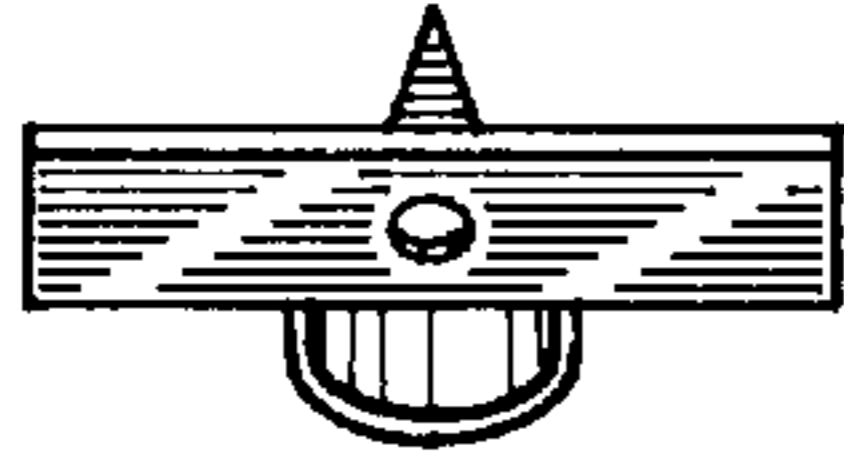


FIG. 6

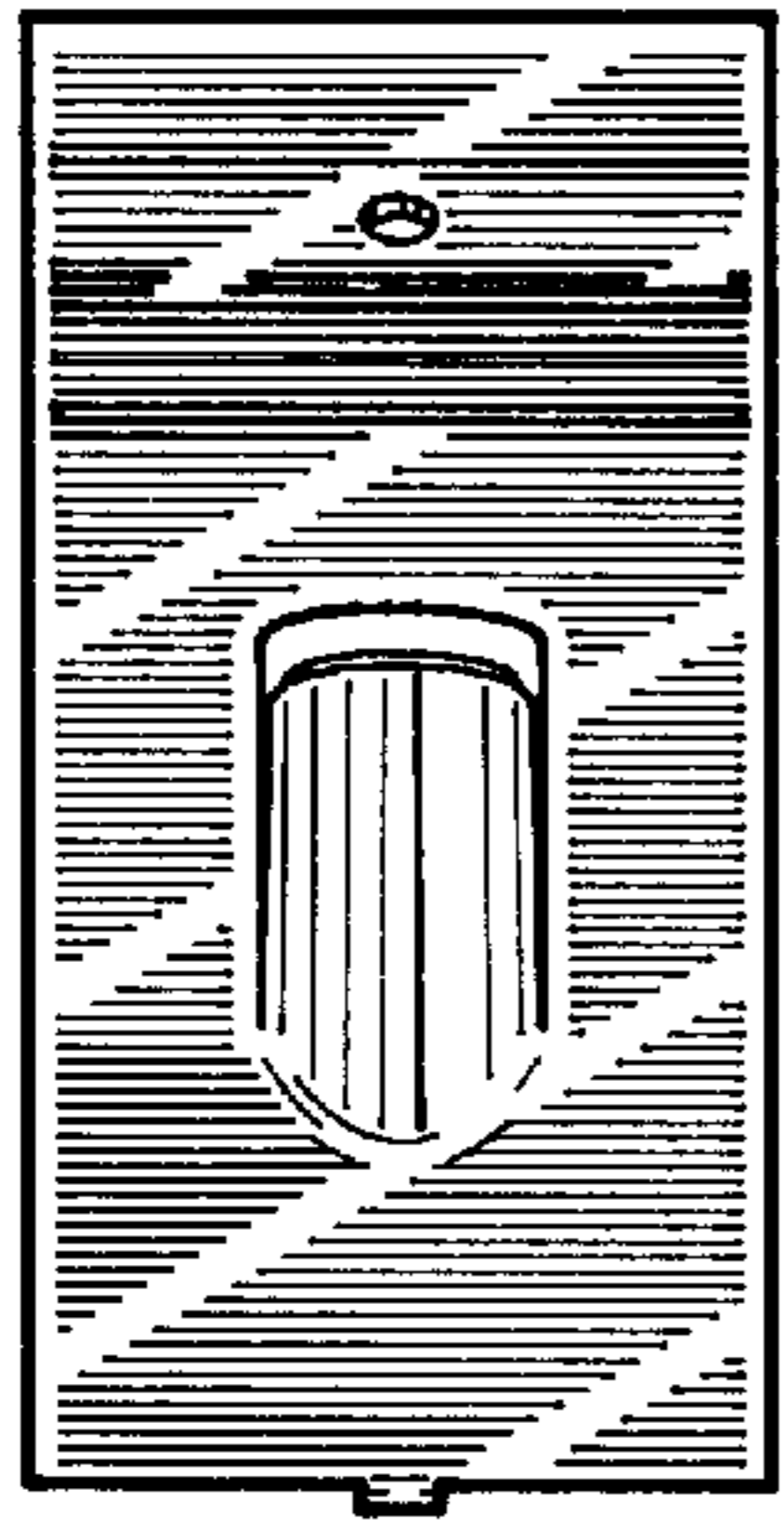


FIG. 3

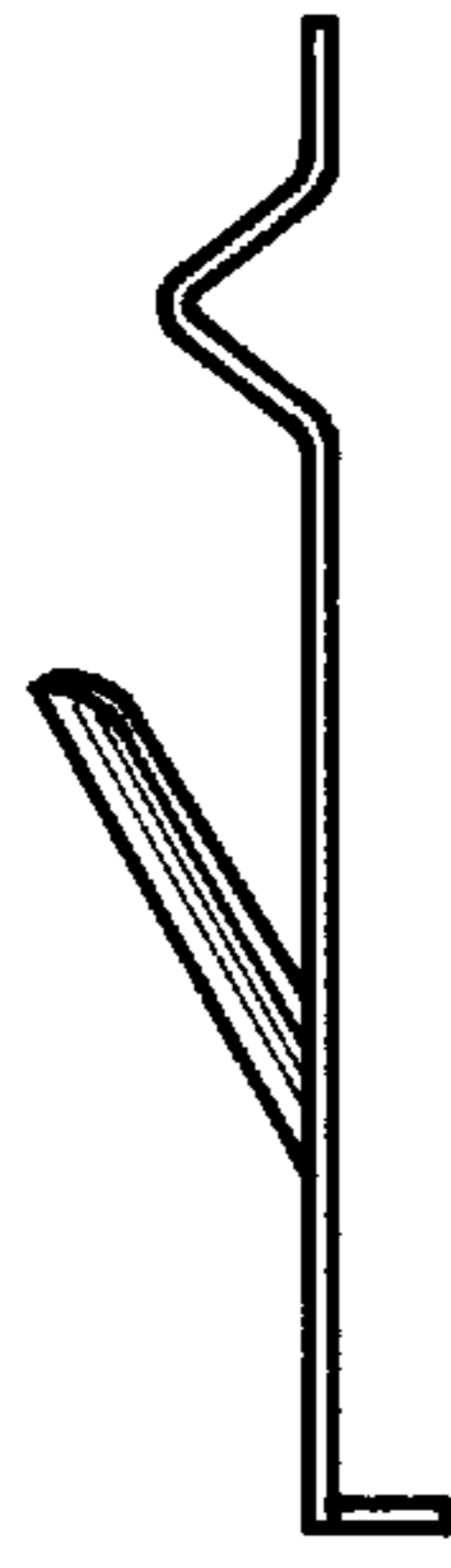


FIG. 4

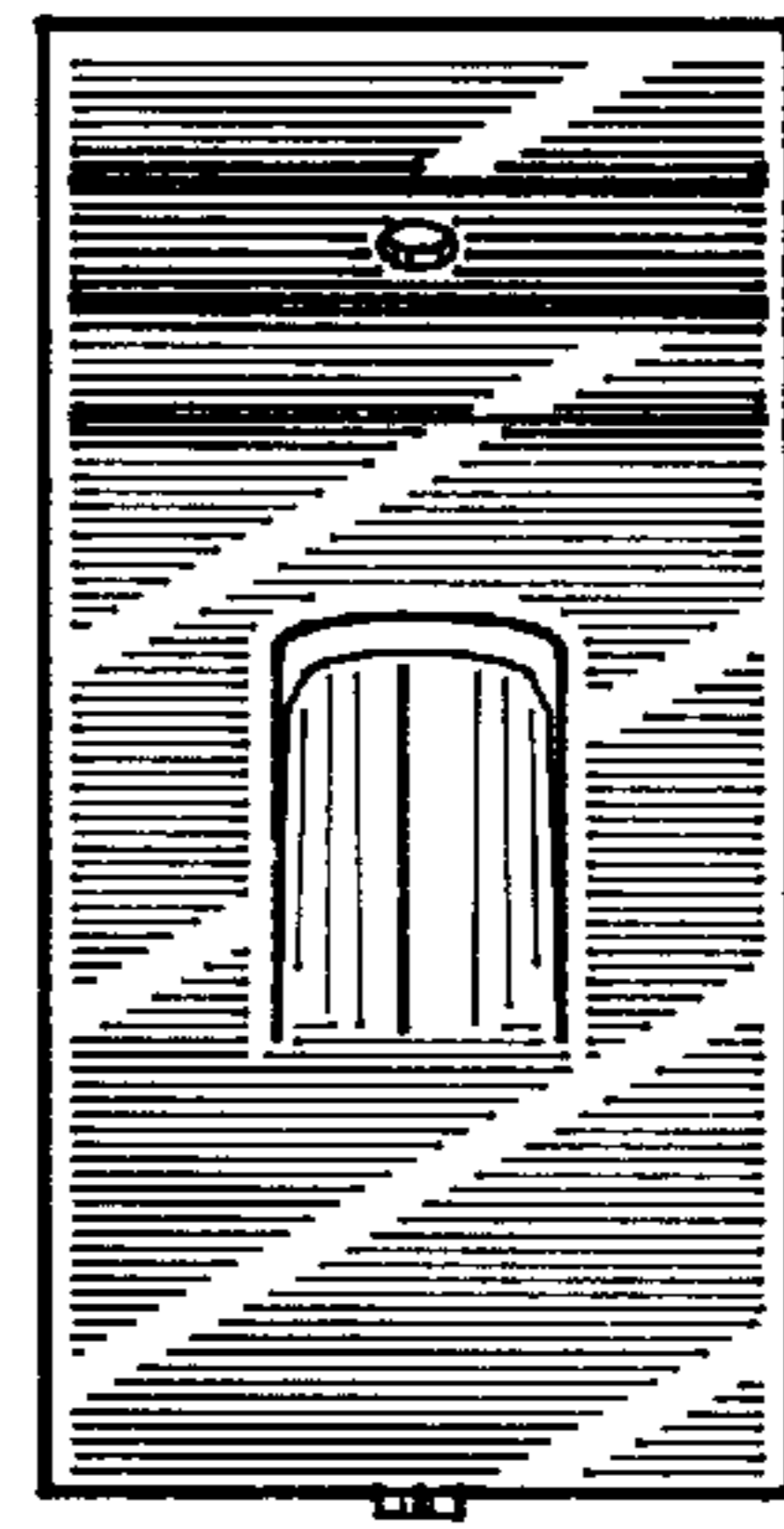


FIG. 5




FIG. 7