



US00D404283S

United States Patent [19] Schwartz

[11] **Patent Number: Des. 404,283**

[45] **Date of Patent: **Jan. 19, 1999**

[54] **GROMMET HANDLE**

5,488,198 1/1996 Kramer 174/153 G
5,627,342 5/1997 Kramer 174/65 G

[75] Inventor: **David L. Schwartz**, Florence, Ala.

Primary Examiner—B. J. Bullock
Attorney, Agent, or Firm—Jones, Day, Reavis & Pogue

[73] Assignee: **AHC Inc.**, Florence, Ala.

[**] Term: **14 Years**

[57] **CLAIM**

[21] Appl. No.: **71,997**

The ornamental design for a grommet handle, as shown and described.

[22] Filed: **Jun. 10, 1997**

DESCRIPTION

Related U.S. Application Data

[63] Continuation-in-part of Ser. No. 55,674, Jun. 10, 1996, Pat. No. Des. 390,382, which is a continuation-in-part of Ser. No. 642,750, May 3, 1996.

FIG. 1 is a perspective view of a grommet handle according to the invention shown installed on a table;

[51] **LOC (6) Cl.** **08-06**

FIG. 2 shows an enlarged perspective view of the grommet handle;

[52] **U.S. Cl.** **D8/313; D8/356**

FIG. 3 shows a side view of the grommet handle;

[58] **Field of Search** D8/349, 354, 356, D8/313, 314; 248/56; 174/65 G, 152 G, 153 G; 16/110 R, 111 R, 124

FIG. 4 shows a top view of the grommet handle;

FIG. 5 shows a front view of the grommet handle;

FIG. 6 shows an enlarged sectional view of the grommet handle taken along line 6—6 of FIG. 5; and,

FIG. 7 shows a back view of the grommet handle.

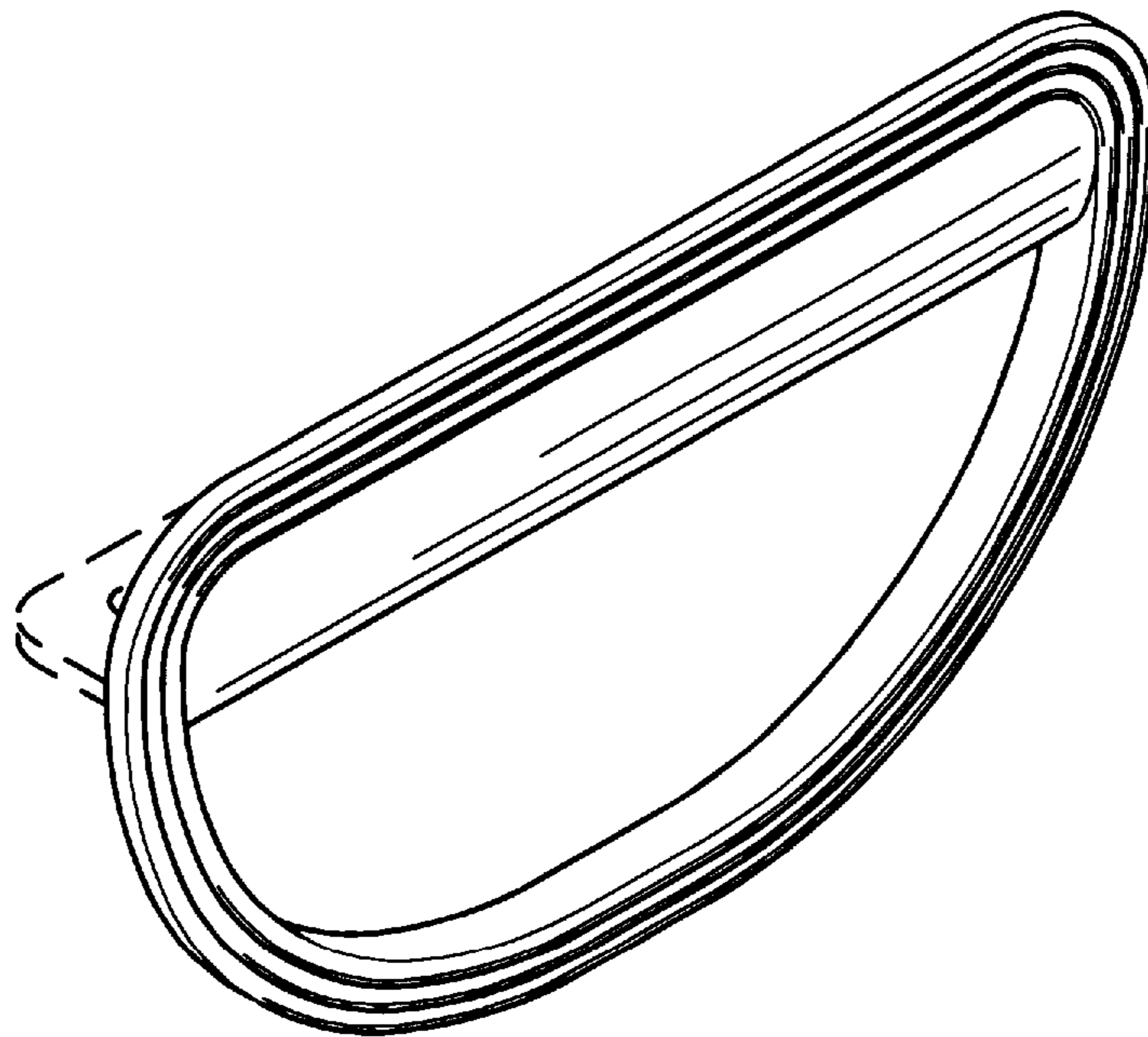
The broken lines are in no way intended to form part of the claimed design and are for illustrative purposes only. For purposes of illustration, the grommet handle design is shown in FIG. 1 on a table, it being understood that the claimed design is not limited for use with the particular environment shown.

[56] References Cited

U.S. PATENT DOCUMENTS

D. 121,562 7/1940 Borchers .
D. 248,624 7/1978 Spellier D8/313
1,606,600 11/1926 Richardson .
2,556,189 6/1951 Johnson .

1 Claim, 3 Drawing Sheets






FIG. 1

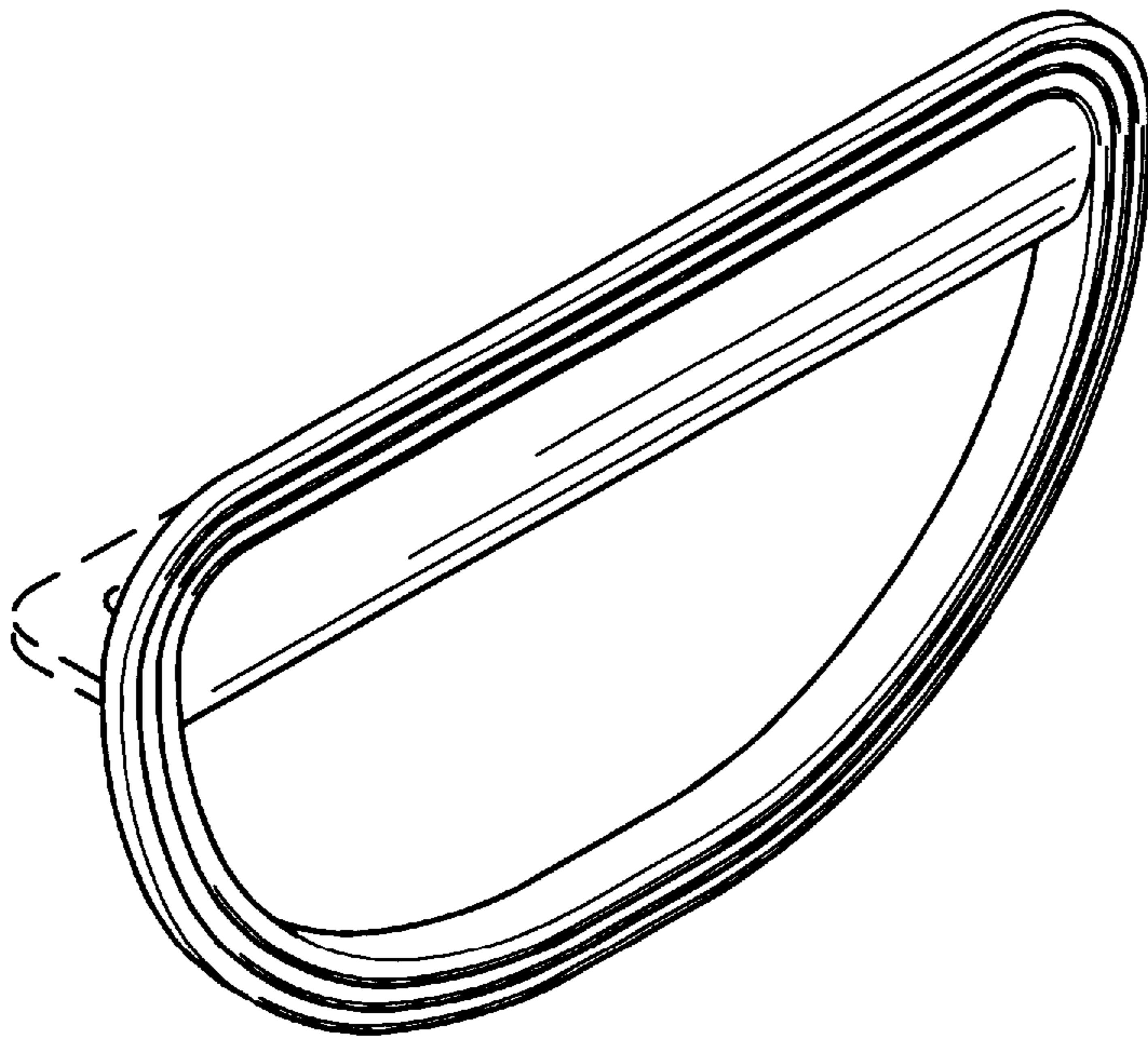


FIG. 2




FIG. 3



FIG. 4

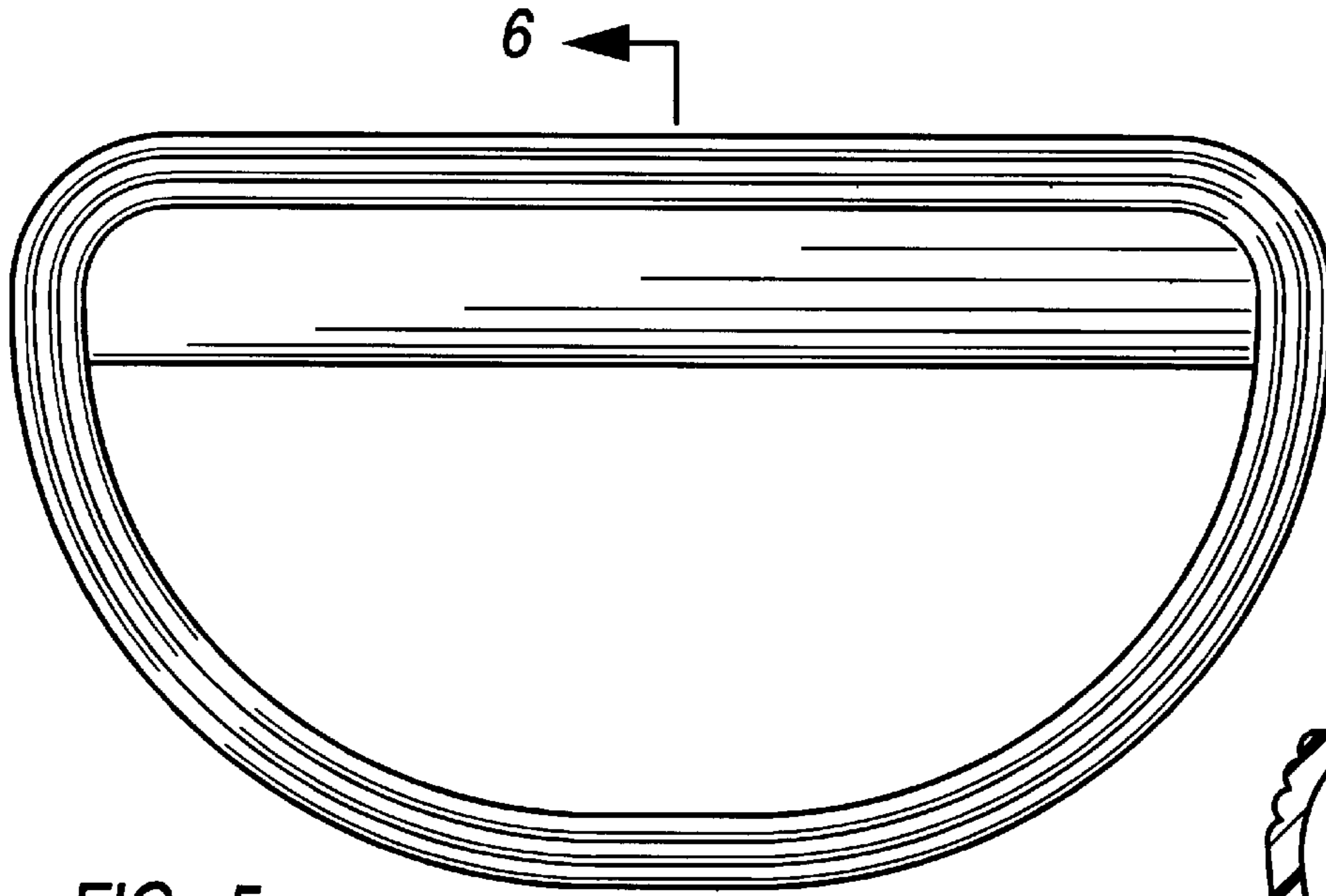


FIG. 5

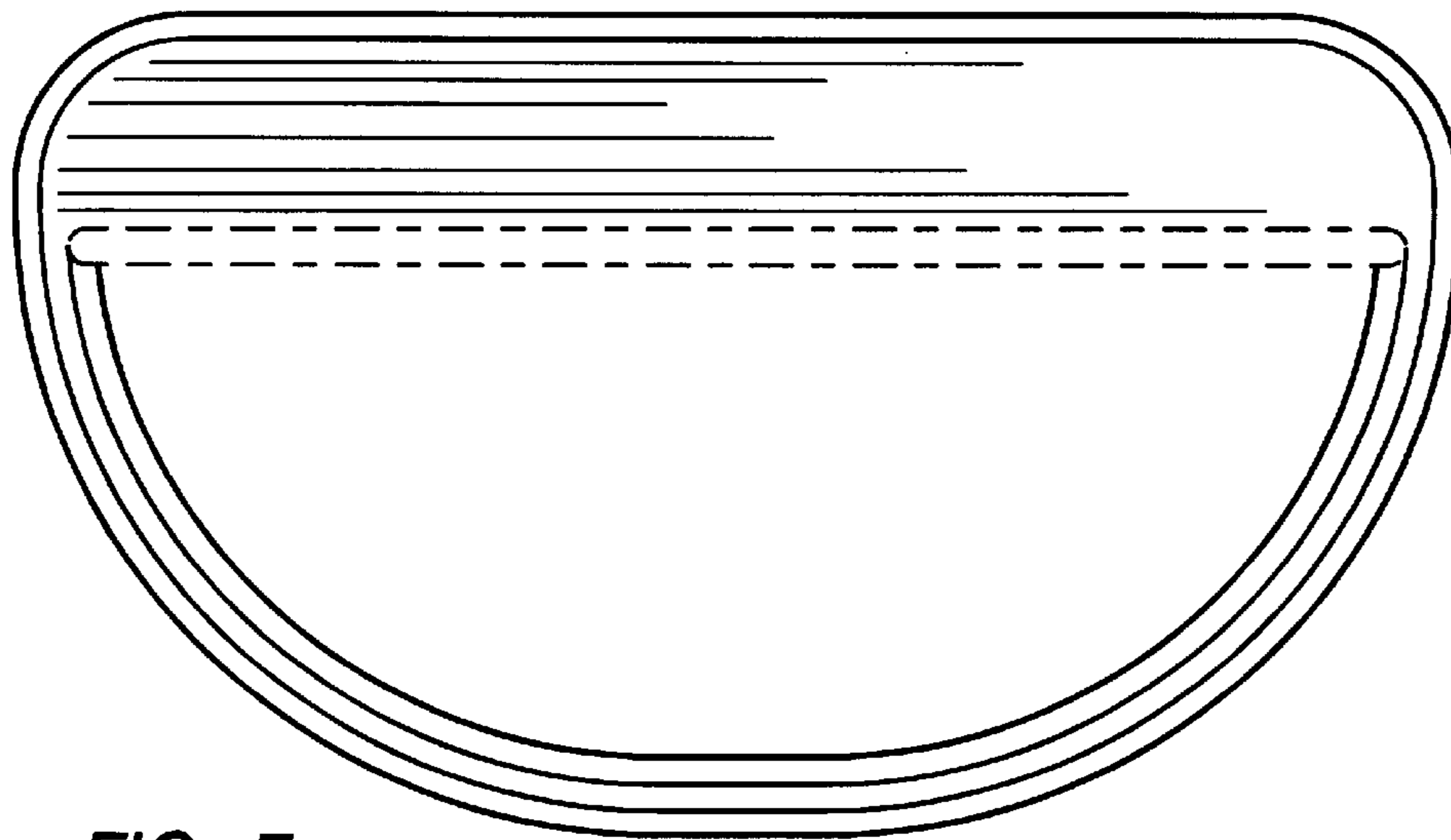
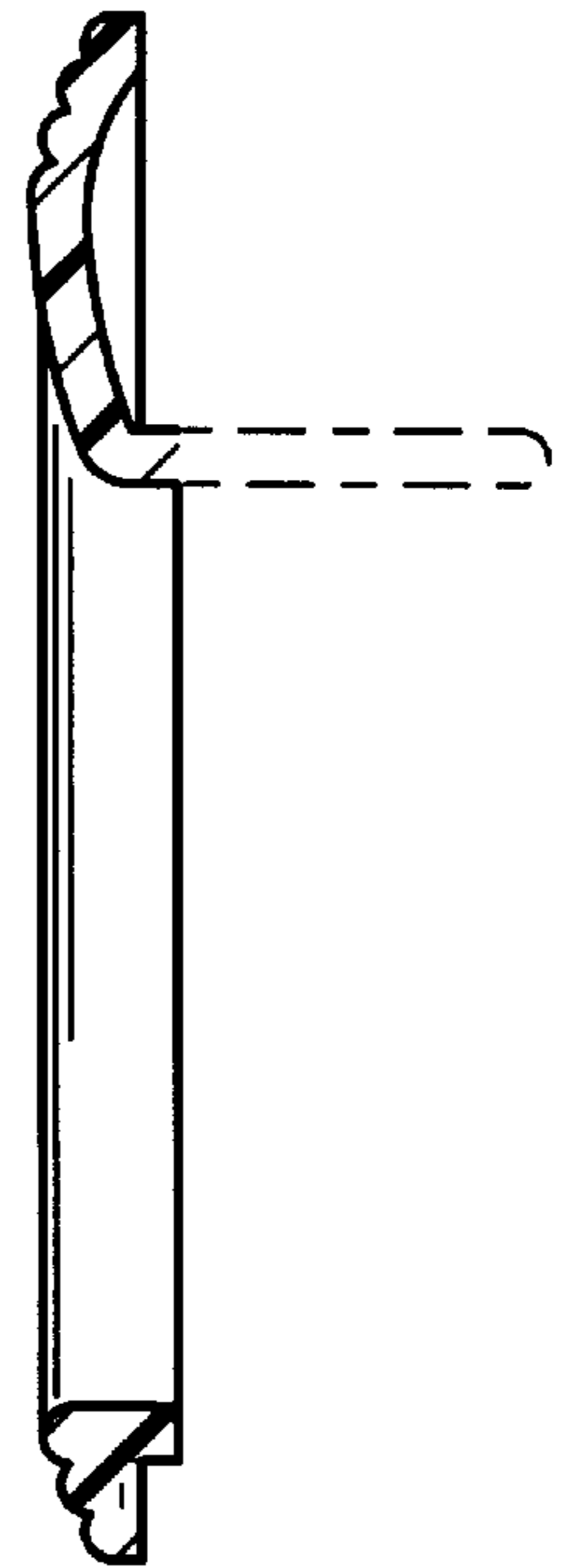


FIG. 7