



US00D404277S

United States Patent [19]
Shiao

[11] **Patent Number: Des. 404,277**

[45] **Date of Patent: **Jan. 19, 1999**

[54] **TOOL HANDLE**

[76] Inventor: **Hsuan-Sen Shiao**, No. 15-1, Lane 369,
Min-Chuan Rd., Taichung City, Taiwan

[**] Term: **14 Years**

[21] Appl. No.: **81,564**

[22] Filed: **Jan. 6, 1998**

[30] **Foreign Application Priority Data**

Dec. 18, 1997 [TW] Taiwan 86310791

[51] **LOC (6) Cl.** **08-04**

[52] **U.S. Cl.** **D8/83; D8/85**

[58] **Field of Search** D8/82, 83, 84,
D8/85, 86, 87; 81/436, 437, 438, 439, 440

[56] **References Cited**

U.S. PATENT DOCUMENTS

- D. 323,449 1/1992 Corona et al. D8/83
- D. 328,699 8/1992 Shaanan et al. D8/82
- D. 340,633 10/1993 Badiali D8/85
- D. 358,316 5/1995 Markwart et al. D8/82

- D. 376,305 12/1996 Kung D8/82
- D. 383,660 9/1997 Anderson D8/83
- 5,265,504 11/1993 Fruhm 81/439

Primary Examiner—Philip S. Hyder
Attorney, Agent, or Firm—Foley & Lardner

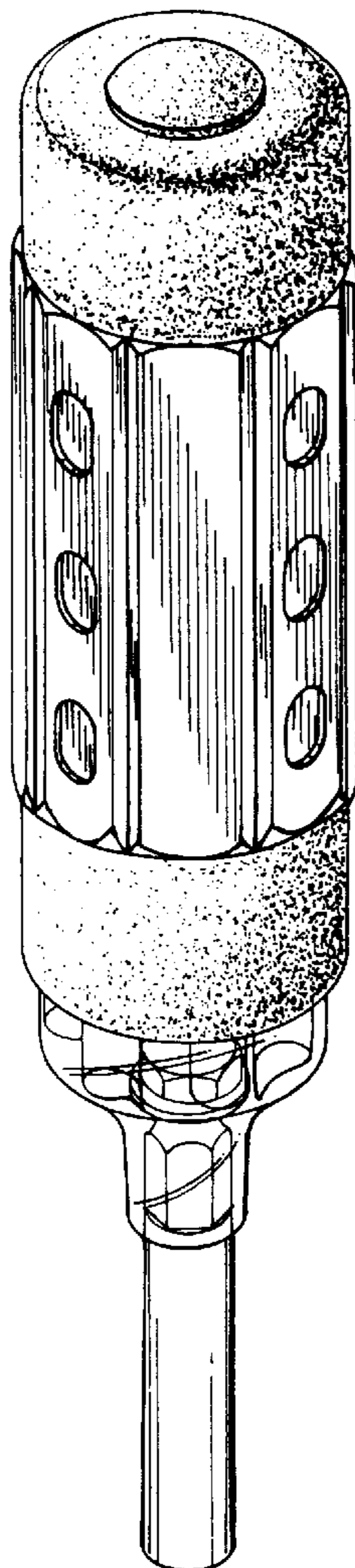
[57] **CLAIM**

The ornamental design for a tool handle, as shown and described.

DESCRIPTION

FIG. 1 is a perspective view of a tool handle showing my new design;
FIG. 2 is a front elevational view thereof;
FIG. 3 is a rear elevational view thereof;
FIG. 4 is a left side elevational view thereof;
FIG. 5 is a right side elevational view thereof;
FIG. 6 is a top plan view thereof;
FIG. 7 is a bottom plan view thereof; and,
FIG. 8 is a front elevational view thereof, wherein the broken line showings of the bits are for illustrative purposes only and form no part of the claimed design.

1 Claim, 4 Drawing Sheets



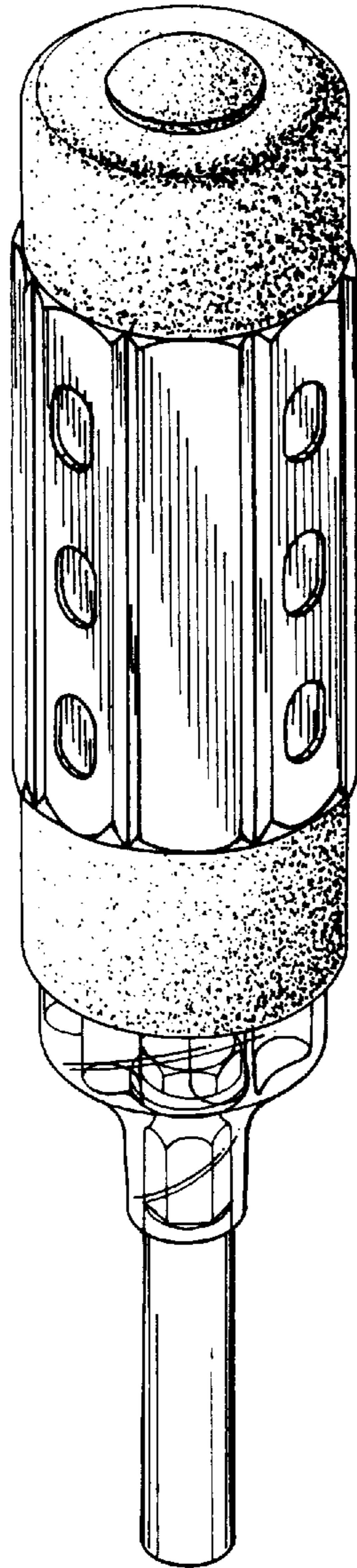


FIG. 1

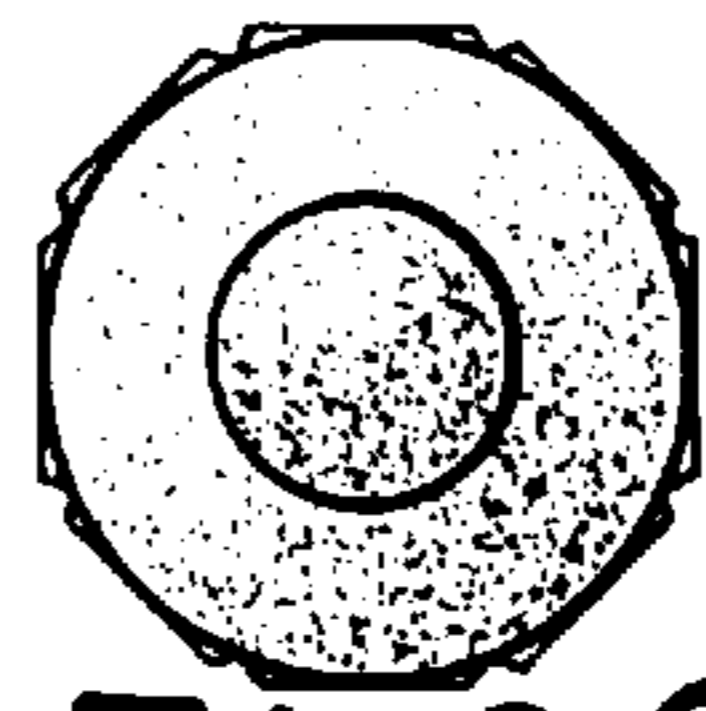


FIG. 6

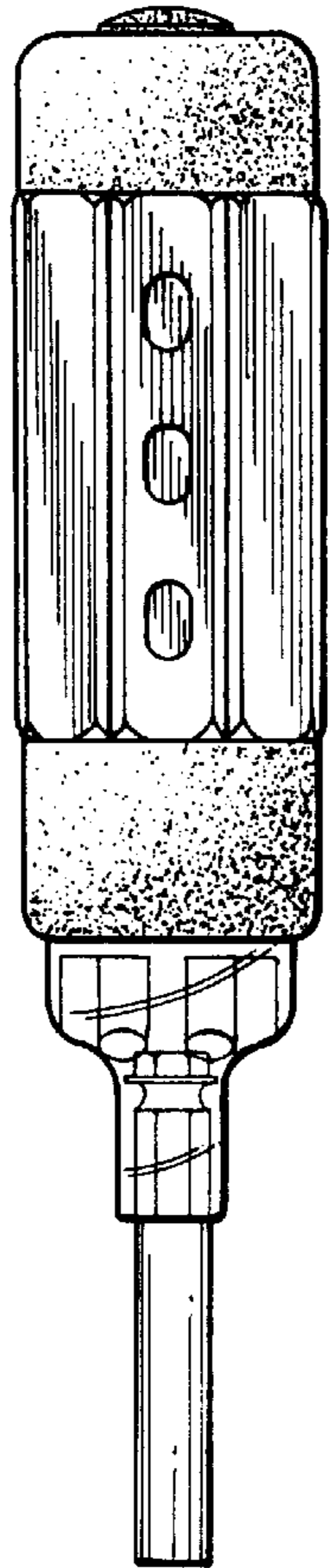


FIG. 4

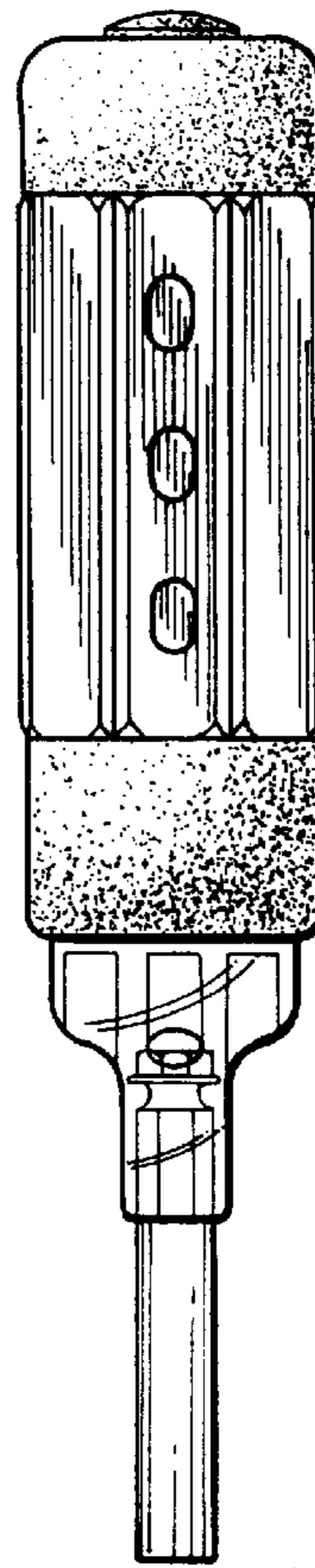


FIG. 2

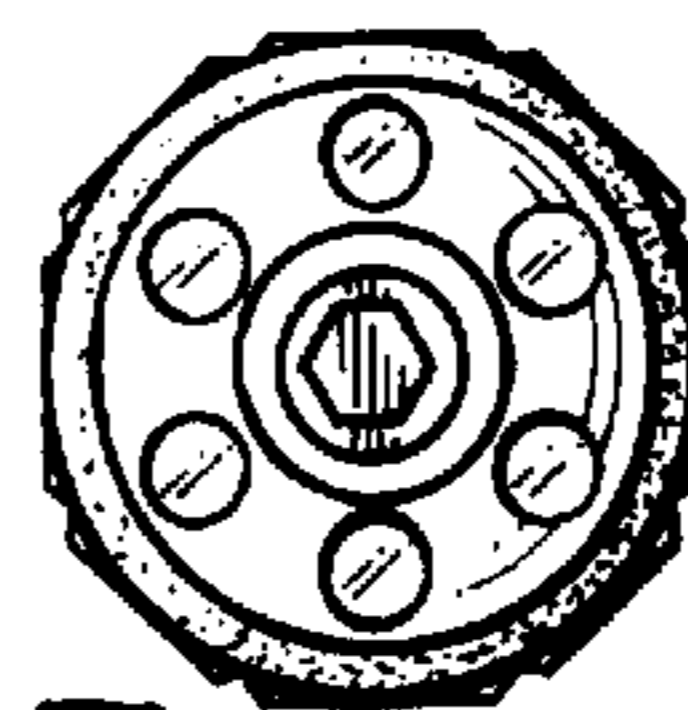


FIG. 7

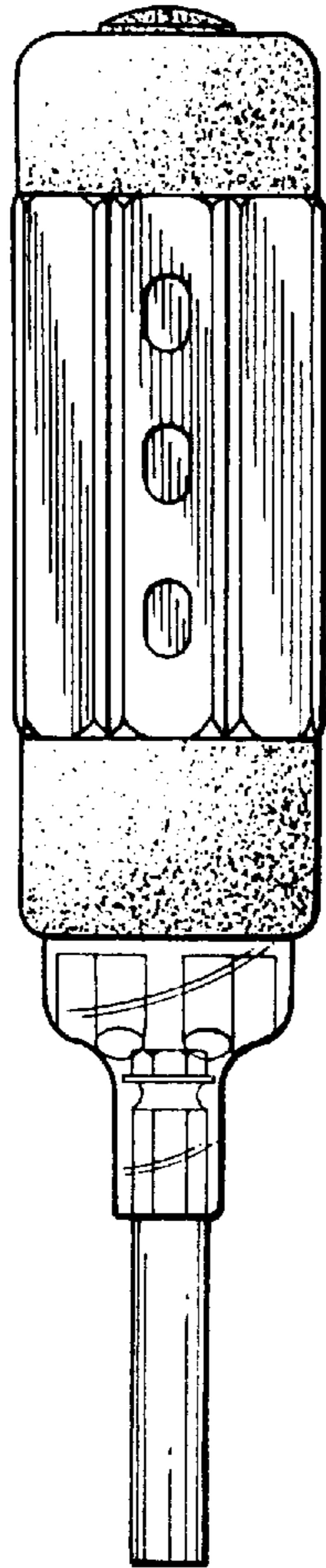


FIG. 5

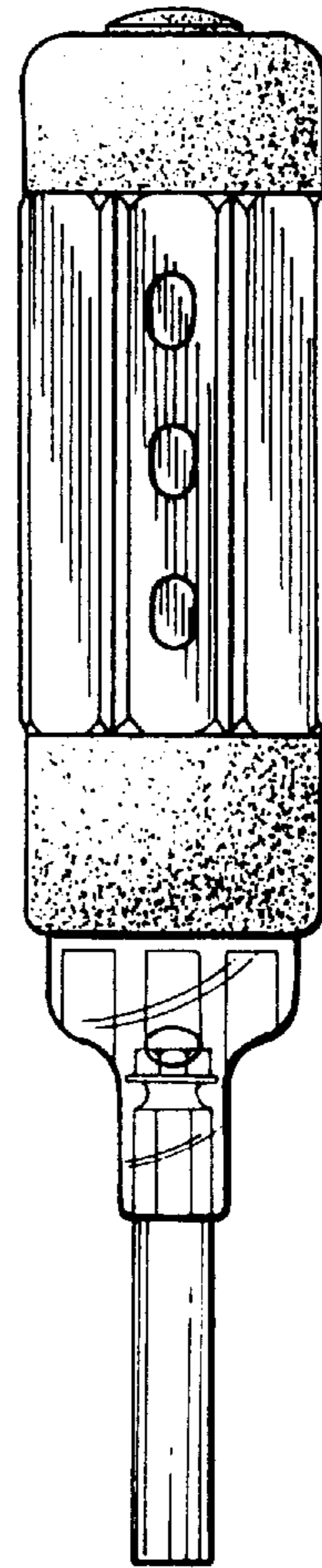


FIG. 3

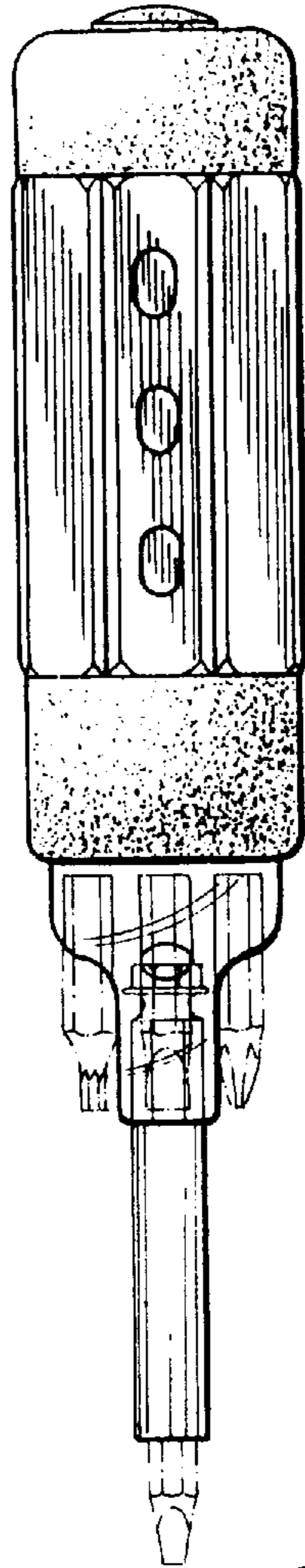


FIG. 8