



US00D404267S

United States Patent [19]
Hedin

[11] **Patent Number: Des. 404,267**
[45] **Date of Patent: **Jan. 19, 1999**

[54] **WRENCH**

486,764 11/1892 Carpenter 81/125.1
1,318,454 10/1919 Kleinkopf 81/120
1,896,437 2/1933 Allen 81/120

[76] Inventor: **Torgny Hedin**, Djökengegården 7720,
S-430 33, Fjaraås, Sweden

[**] Term: **14 Years**

Primary Examiner—Philip S. Hyder
Assistant Examiner—Richelle Shelton
Attorney, Agent, or Firm—Dvorak & Orum

[21] Appl. No.: **82,460**

[22] Filed: **Jan. 22, 1998**

[57] **CLAIM**

The ornamental design for a wrench, as shown and described.

[30] **Foreign Application Priority Data**

Jul. 22, 1997 [SE] Sweden 971635

DESCRIPTION

[51] **LOC (6) Cl.** **08-05**

FIG. 1 is a front elevational view thereof, the rear view being a mirror image;

[52] **U.S. Cl.** **D8/28**

FIG. 2 is a left side elevational view;

[58] **Field of Search** D8/17, 21-28;
81/119, 120, 125.1, 186

FIG. 3 is a right side elevational view;

FIG. 4 is a bottom plan view; and,

FIG. 5 is a top plan view.

[56] **References Cited**

U.S. PATENT DOCUMENTS

463,137 11/1891 Carpenter 81/125.1

1 Claim, 1 Drawing Sheet

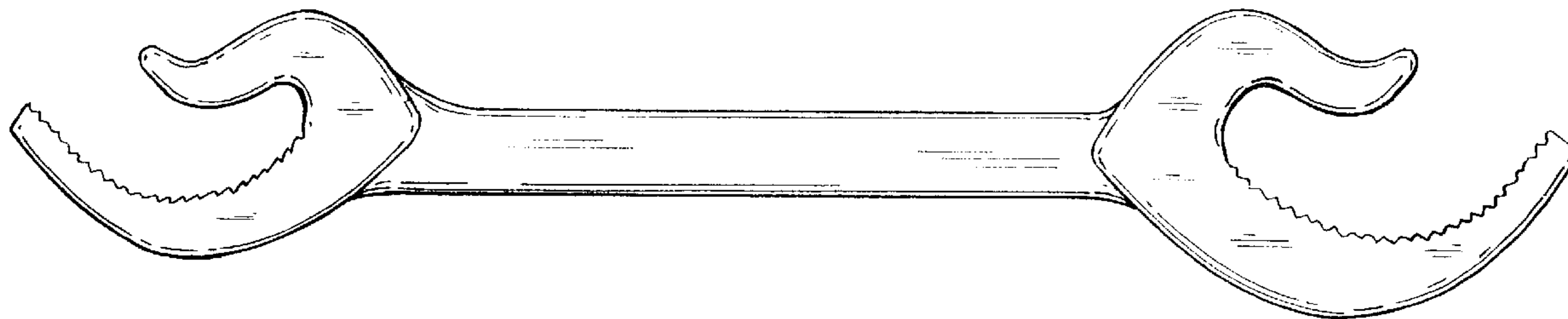




FIG. 2



FIG. 5

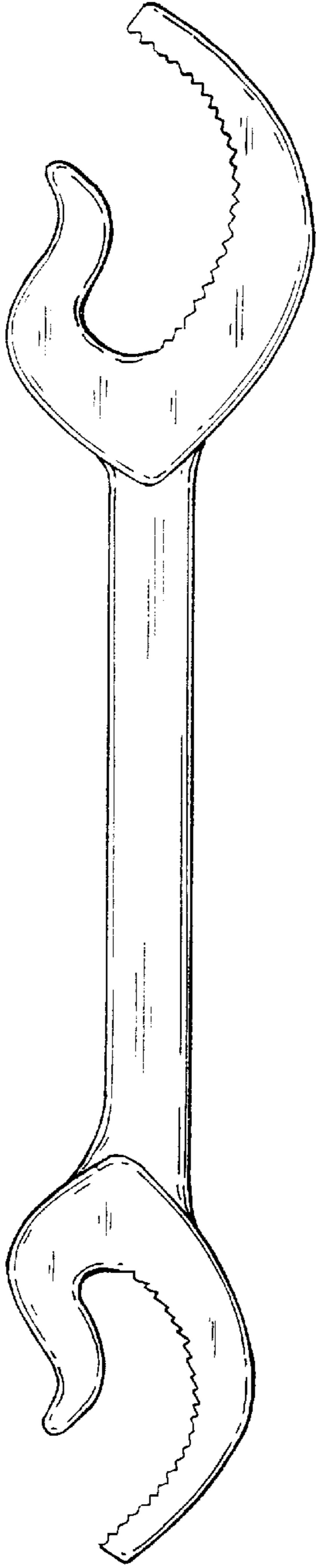


FIG. 1



FIG. 4

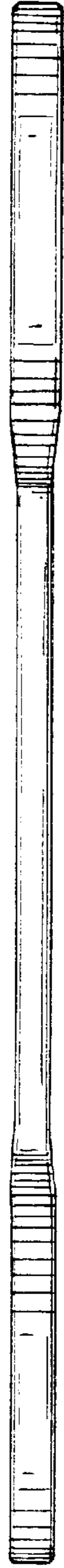


FIG. 3