



US00D404250S

United States Patent [19]

[11] Patent Number: **Des. 404,250**

Midden et al.

[45] Date of Patent: ****Jan. 19, 1999**

[54] BEVERAGE SERVER INDICATOR

[75] Inventors: **William E. Midden**, Springfield;
Raymond N. Wenda, Petersburg, both
of Ill.

[73] Assignee: **Bunn-O-Matic Corporation**,
Springfield, Ill.

[**] Term: **14 Years**

[21] Appl. No.: **70,971**

[22] Filed: **May 10, 1997**

[51] LOC (6) Cl. **07-99**

[52] U.S. Cl. **D7/397; D7/398; D7/393**

[58] Field of Search **D7/397, 387, 398,**
D7/213, 393, 300, 306, 307, 308, 311;
116/308; D10/128; 99/288, 279; 222/183,
185, 129.1; 62/395

[56] References Cited

U.S. PATENT DOCUMENTS

D. 306,960	4/1990	Dricken et al.	D7/393
576,833	2/1897	Chapman	116/308
1,754,203	4/1930	Gibson	116/308
1,796,398	3/1931	Richardson	116/308
2,282,209	5/1942	Pepper, Jr. et al.	116/308
2,939,420	6/1960	Hewitt	116/308
3,446,179	5/1969	Bender	116/308
4,304,341	12/1981	Shirley	222/183
5,260,914	11/1993	Roberts	368/10

Primary Examiner—M. N. Pandozzi
Attorney, Agent, or Firm—Trexler, Bushnell, Giangiorgi &
Blackstone, Ltd.

[57] CLAIM

The ornamental design for a beverage server indicator, as shown and described.

DESCRIPTION

FIG. 1 is a perspective view of a beverage server indicator showing our new design;

FIG. 2 is a front elevational view of a beverage server indicator;

FIG. 3 is a right side elevational view of the indicator as shown in FIG. 2, left side, top and bottom views are not provided as they are identical to the right side elevational view;

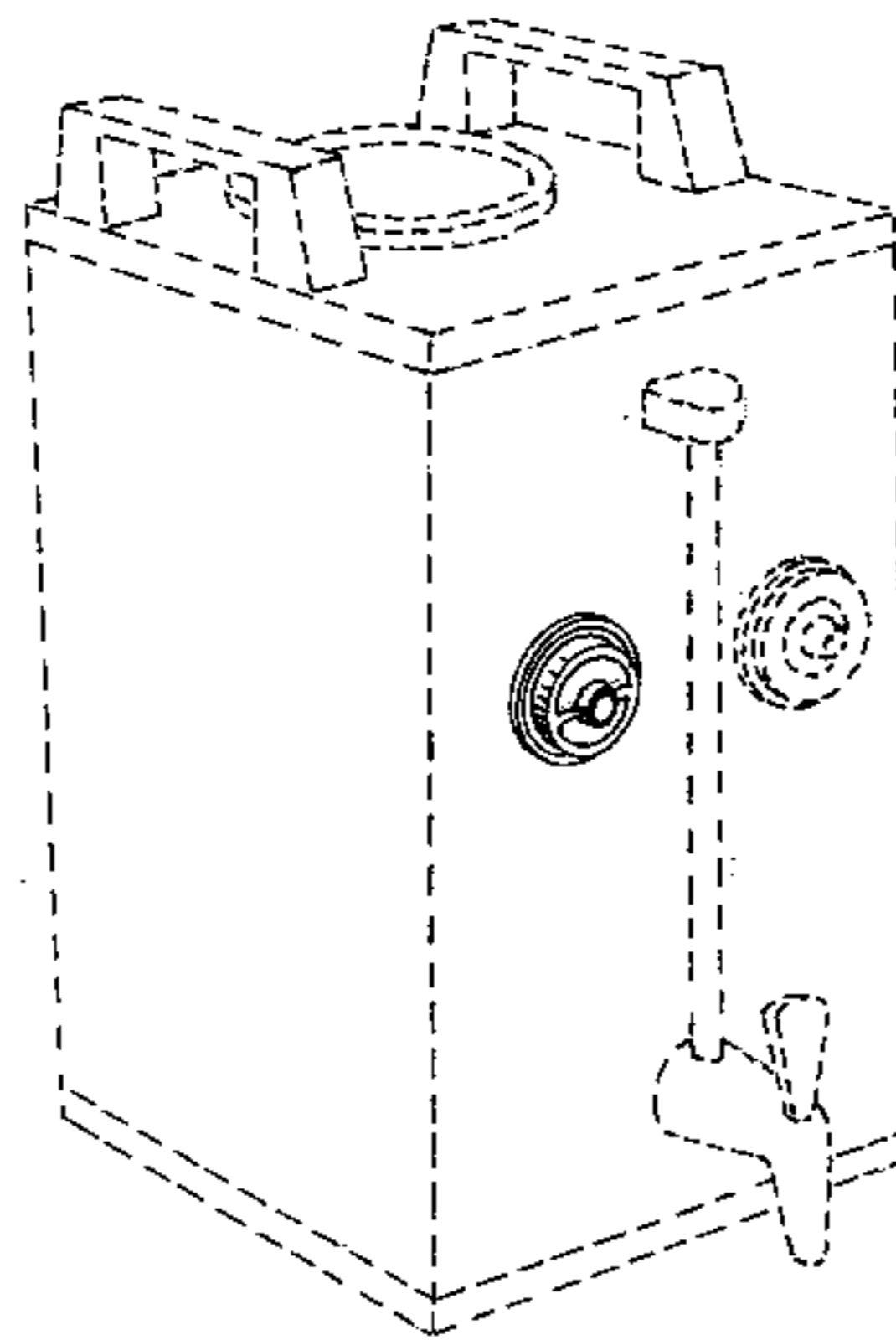
FIG. 4 is a cross-sectional, side elevational view taken along the line 4—4 in FIG. 2 to show detail of the structure not readily apparent from FIGS. 1—3;

FIG. 5 is a front elevation view thereof, rotated to an in use position to conceal the indicia shown in FIG. 2; and,


FIG. 6 is a cross-sectional, side elevational view taken along the line 6—6 in FIG. 5 which has been provided to show additional details which are not readily apparent from FIG. 5.

The broken line showing of a beverage server in FIG. 1 and indicia in FIG. 2 is for illustrative purposes only and forms no part of the claimed design.

1 Claim, 2 Drawing Sheets



4



4

FIG. 1

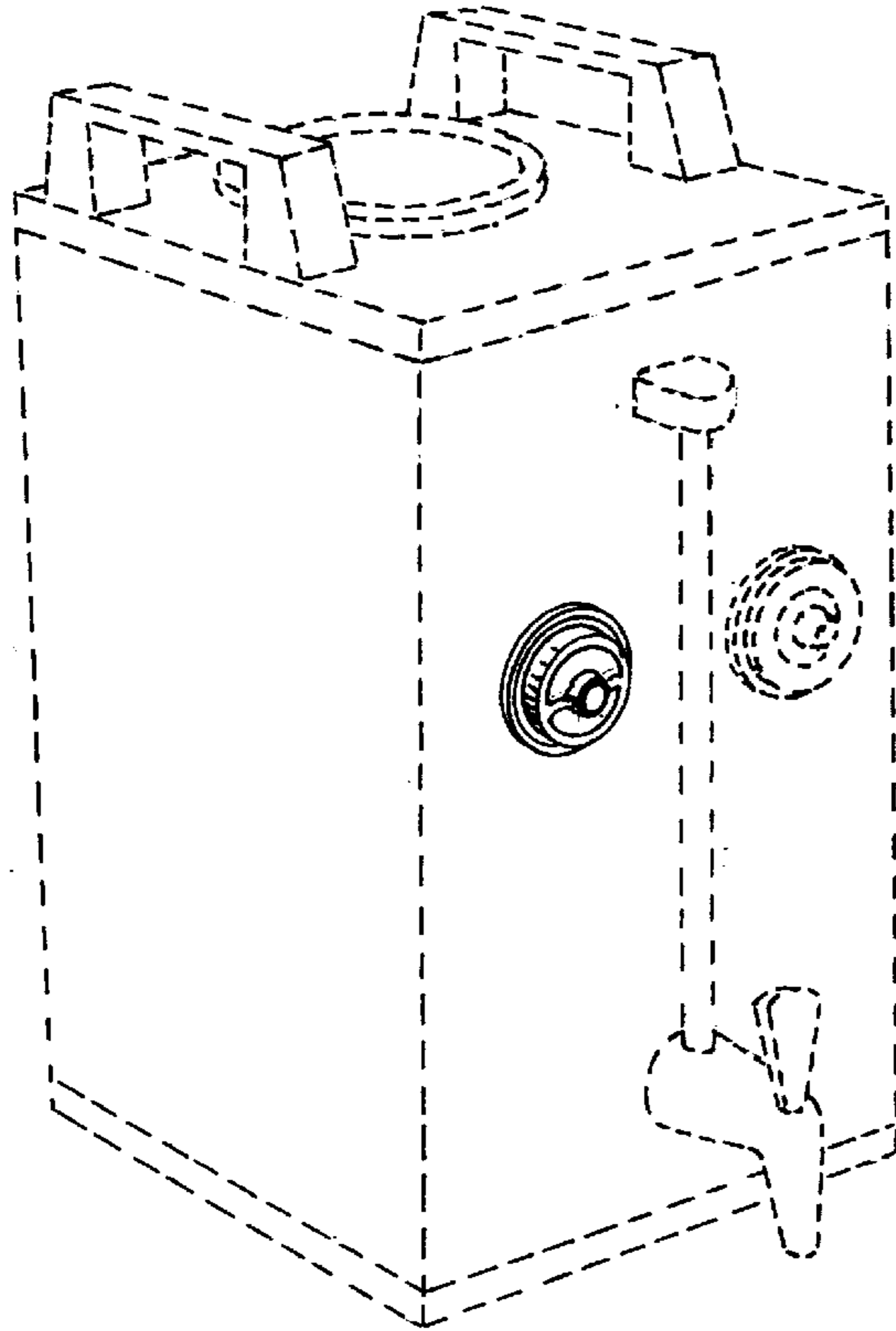


FIG. 3

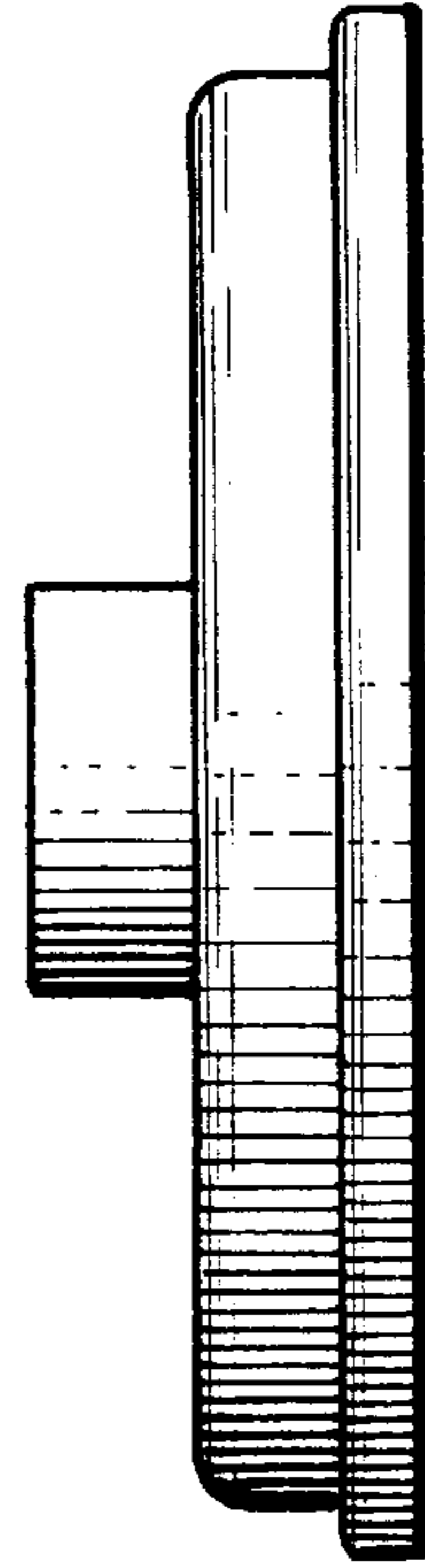


FIG. 2




FIG. 4

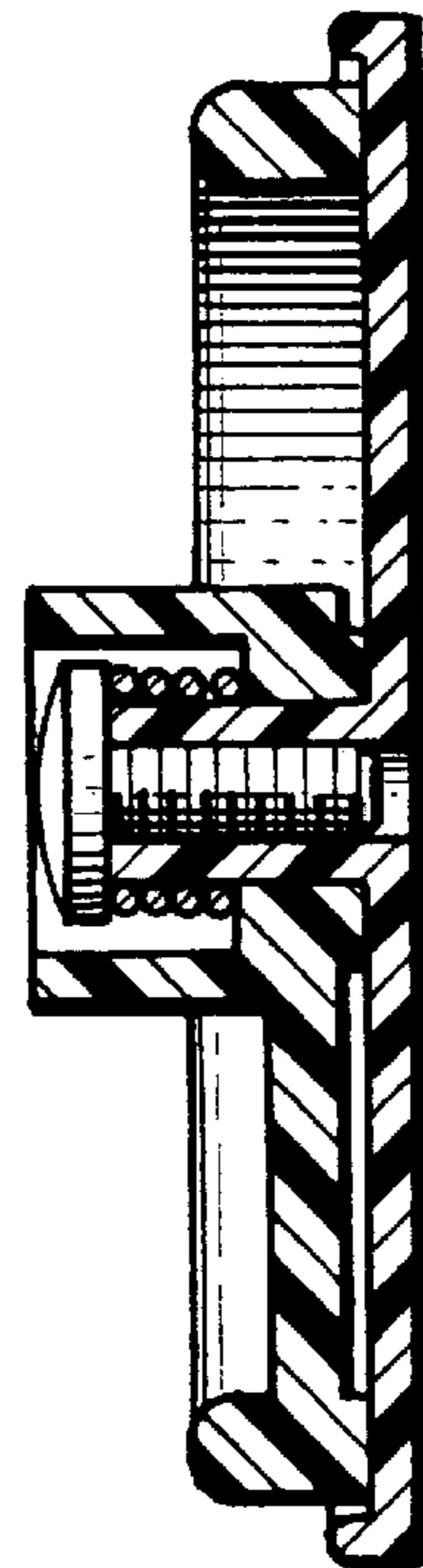


FIG. 5

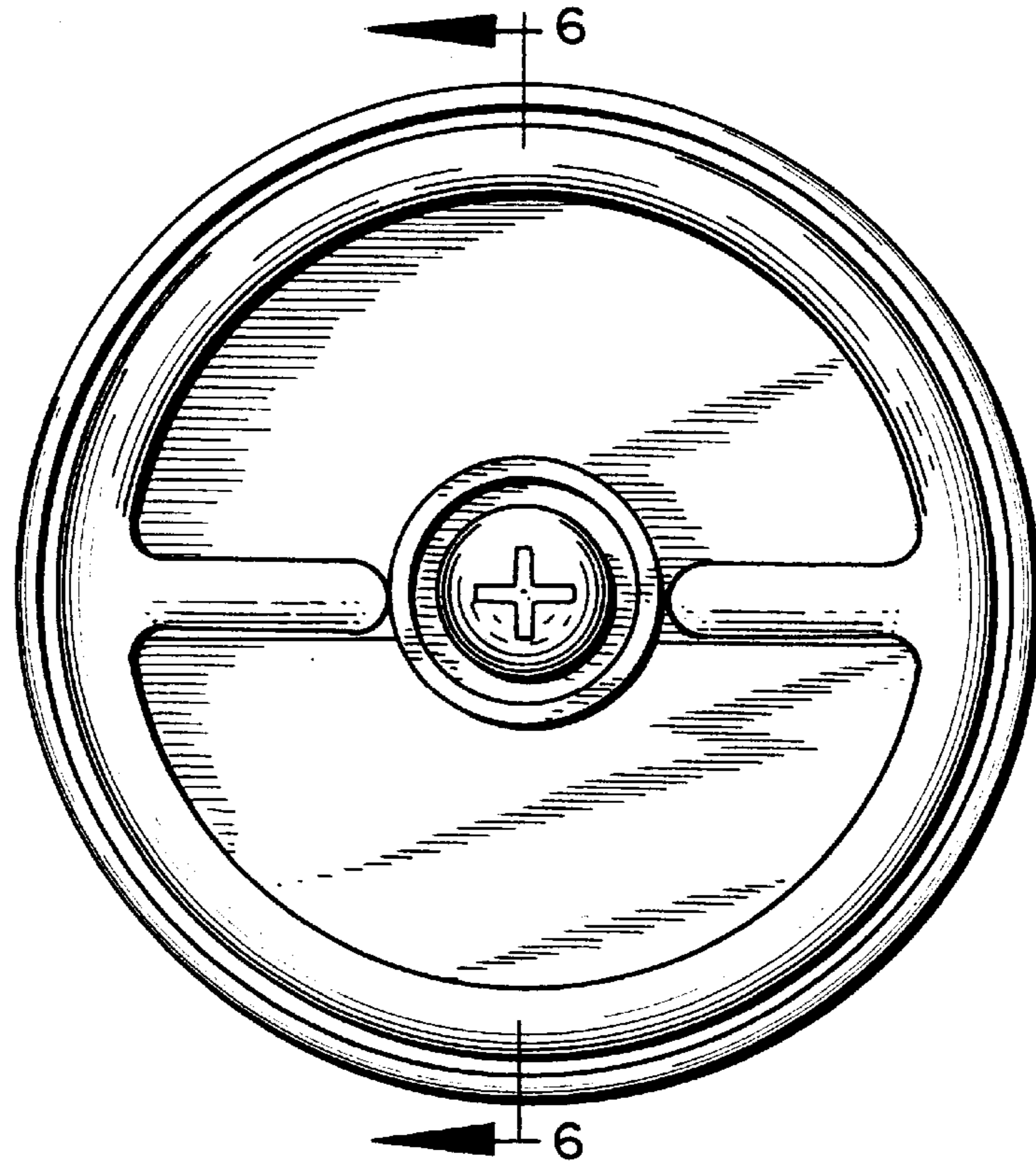


FIG. 6

