



US00D404234S

United States Patent [19]

Lamb et al.

[11] **Patent Number: Des. 404,234**

[45] **Date of Patent: **Jan. 19, 1999**

[54] **SKI-RACK**

[75] Inventors: **Philip Eugene Lamb**, 11116 Vista Canyon Dr., Charlotte, N.C. 28226;
Thomas J. Schuman, Charlotte, N.C.

[73] Assignee: **Philip Eugene Lamb**, Charlotte, N.C.

[**] Term: **14 Years**

[21] Appl. No.: **57,591**

[22] Filed: **Jul. 29, 1996**

[51] **LOC (6) Cl. 08-08**

[52] **U.S. Cl. D6/552**

[58] **Field of Search D6/552, 553, 567, D6/572; 211/70.5; 248/309.1**

[56] **References Cited**

U.S. PATENT DOCUMENTS

D. 241,392 9/1976 Taylor D6/552

D. 272,786 2/1984 McCuiston D6/552
D. 313,915 1/1991 Adams et al. D6/552
D. 370,815 6/1996 Guida D6/552
3,095,481 6/1963 Laterra 211/70.5
4,049,126 9/1977 Halverson 211/70.5

Primary Examiner—Brian N. Vinson

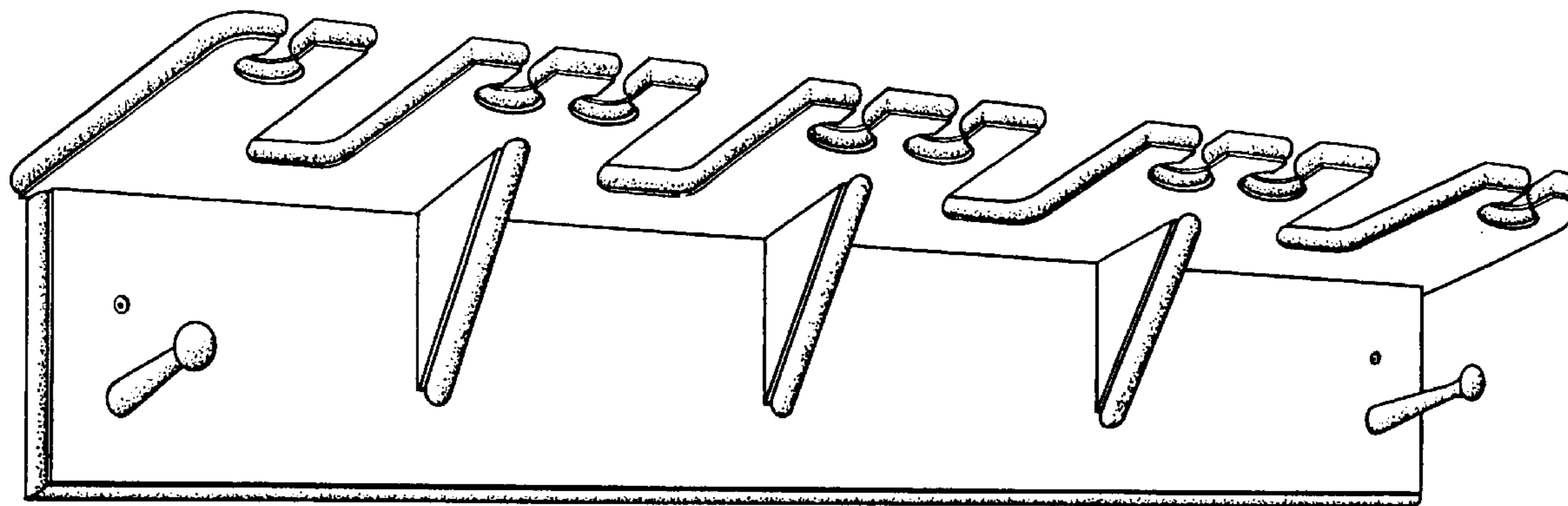
[57] **CLAIM**

The ornamental design for a ski-rack, as shown and described.

DESCRIPTION

FIG. 1 is a bottom, front, and left side perspective view of a ski-rack showing my new design; and, FIG. 2 is an enlarged left side elevational view thereof, the right side being a mirror image, and the top and rear surfaces being plain and unornamented.

1 Claim, 2 Drawing Sheets



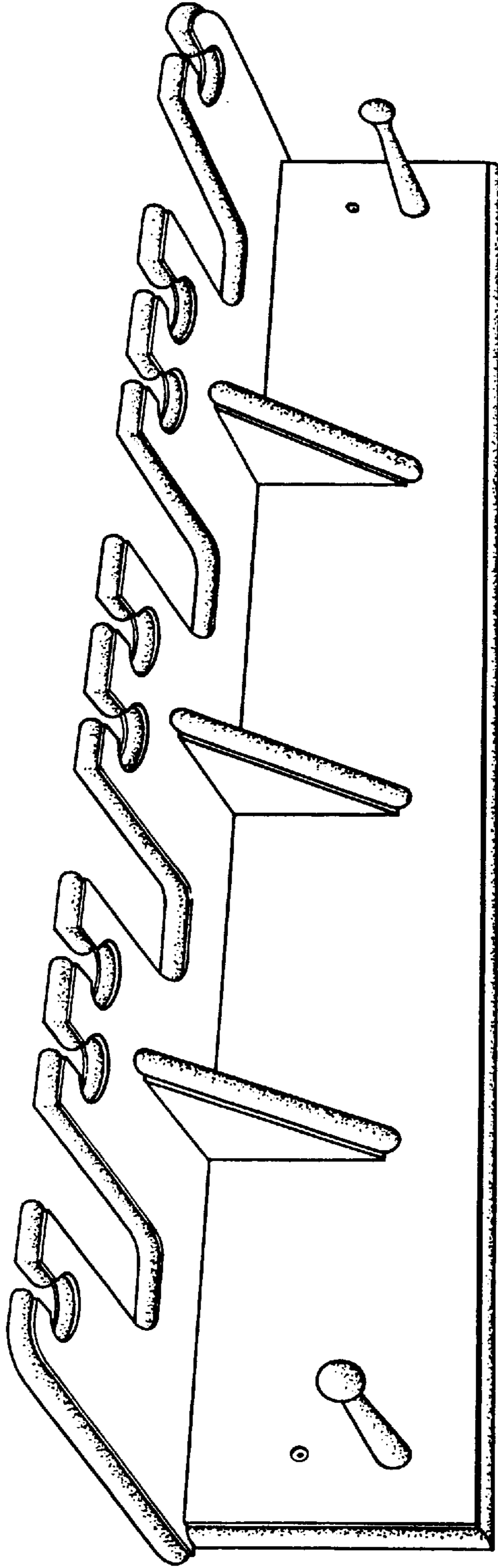


FIG. 1

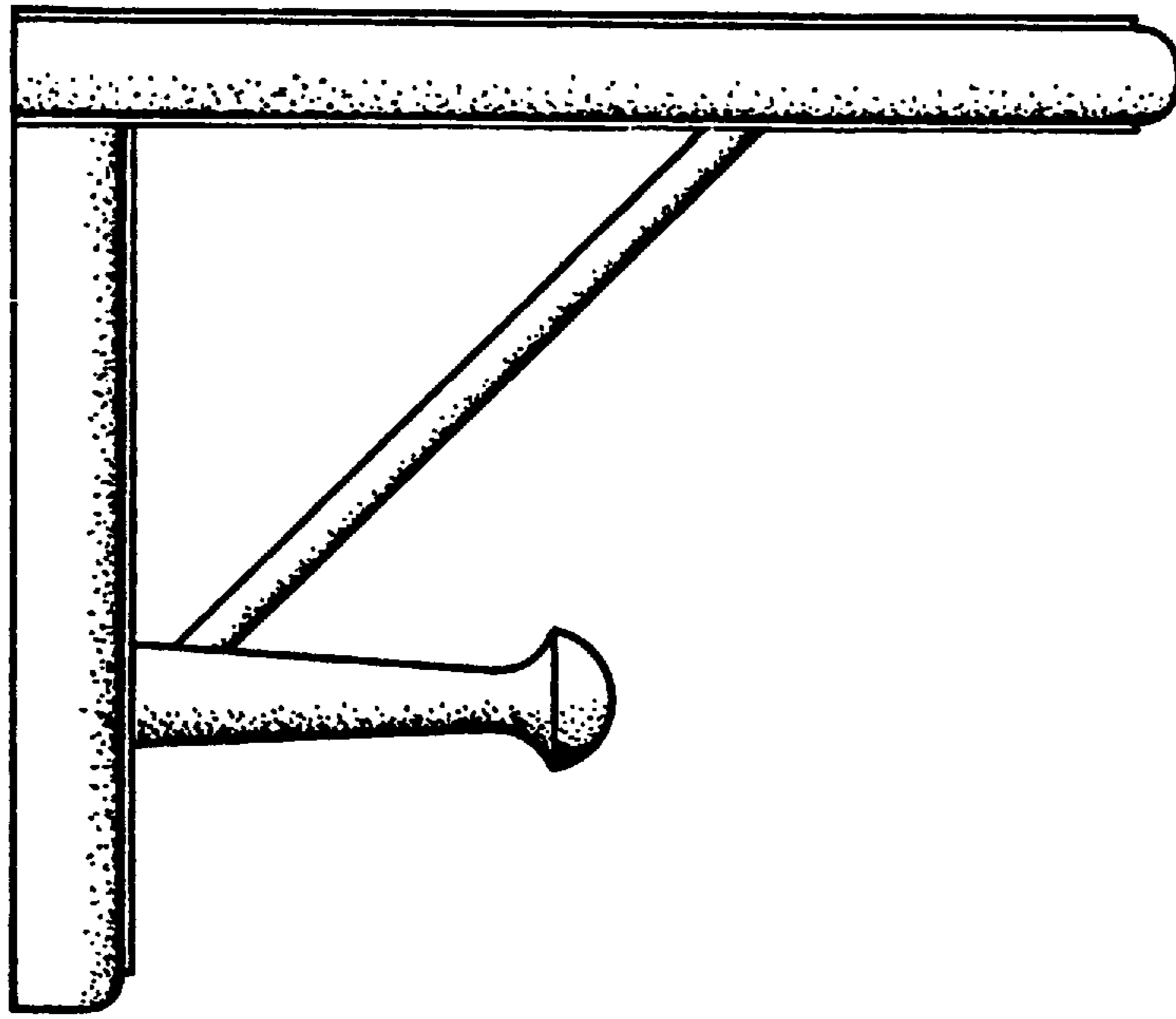


FIG. 2