



US00D404233S

United States Patent [19] Harless

[11] Patent Number: **Des. 404,233**

[45] Date of Patent: ****Jan. 19, 1999**

[54] ELECTRICAL TOOTHPASTE DISPENSER

5,566,842 10/1996 Dennis 211/87

[76] Inventor: **Joseph Harless**, 1451 E. 7335 South,
Salt Lake City, Utah 84121

Primary Examiner—Brian N. Vinson

[**] Term: **14 Years**

[57] **CLAIM**

The ornamental design for a electrical toothpaste dispenser,
as shown.

[21] Appl. No.: **74,424**

[22] Filed: **Aug. 7, 1997**

DESCRIPTION

[51] LOC (6) Cl. **07-07**

[52] U.S. Cl. **D6/542**

[58] Field of Search D6/542-545, 522-523;
222/92, 93, 173, 630; 211/87

FIG. 1 is a front plan view of the electrical toothpaste
dispenser of the present invention;

FIG. 2 is a back plan view of the electrical toothpaste
dispenser of FIG. 1;

FIG. 3 is a left side plan view of the electrical toothpaste
dispenser of FIG. 1;

FIG. 4 is a right side plan view of the electrical toothpaste
dispenser of FIG. 1;

FIG. 5 is a top plan view of the electrical toothpaste
dispenser of FIG. 1; and,

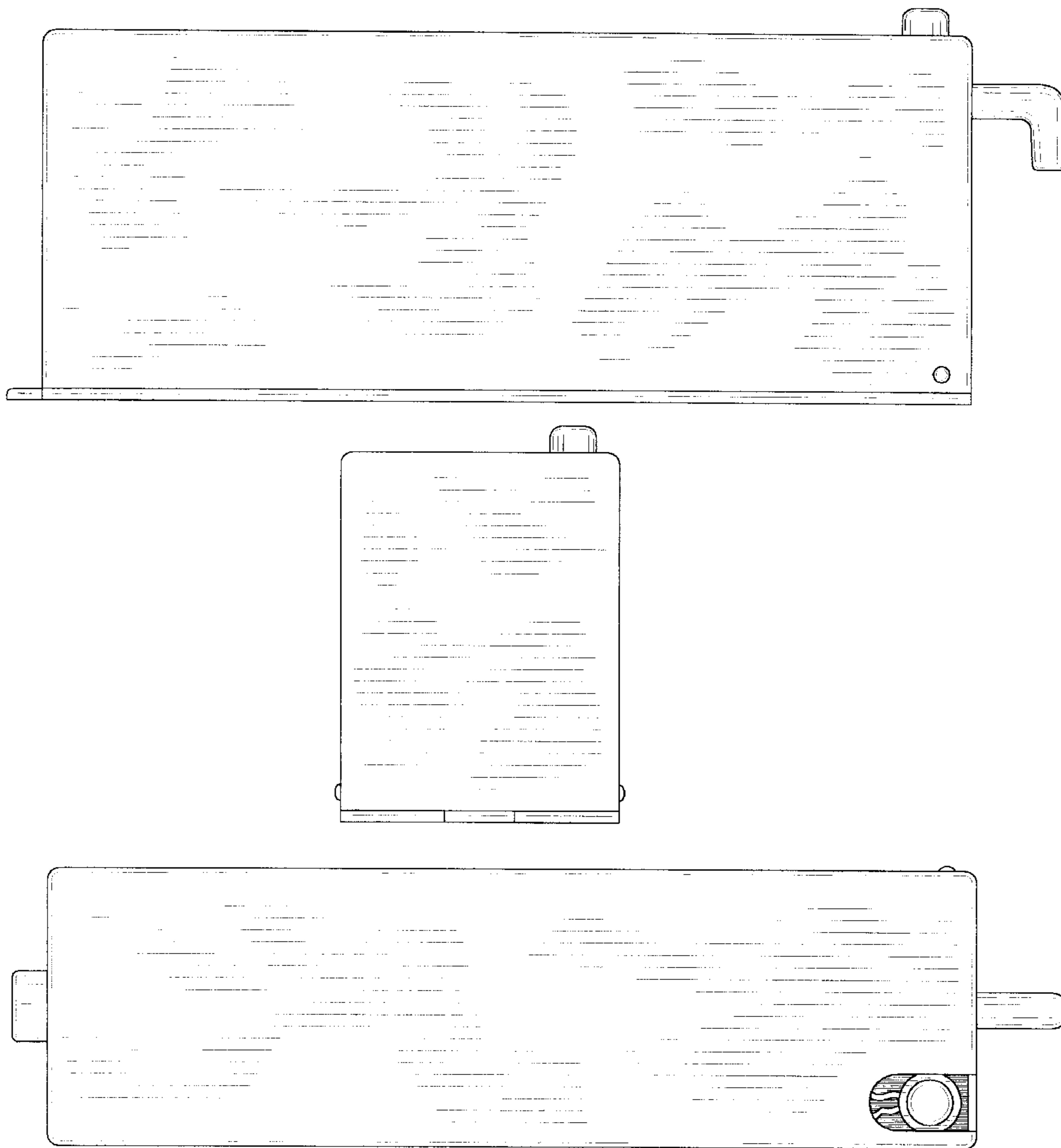
FIG. 6 is a bottom plan view of the electrical toothpaste
dispenser of FIG. 1.

[56] References Cited

U.S. PATENT DOCUMENTS

D. 196,033	8/1963	Louchheim	D6/545
D. 245,889	9/1977	Cassia	D6/545
D. 339,493	9/1993	Fender	D6/545
D. 361,685	8/1995	Choi	D6/545 X
D. 389,684	1/1998	Dixon, Jr.	D6/522

1 Claim, 3 Drawing Sheets






Fig. 1




Fig. 2




Fig. 3

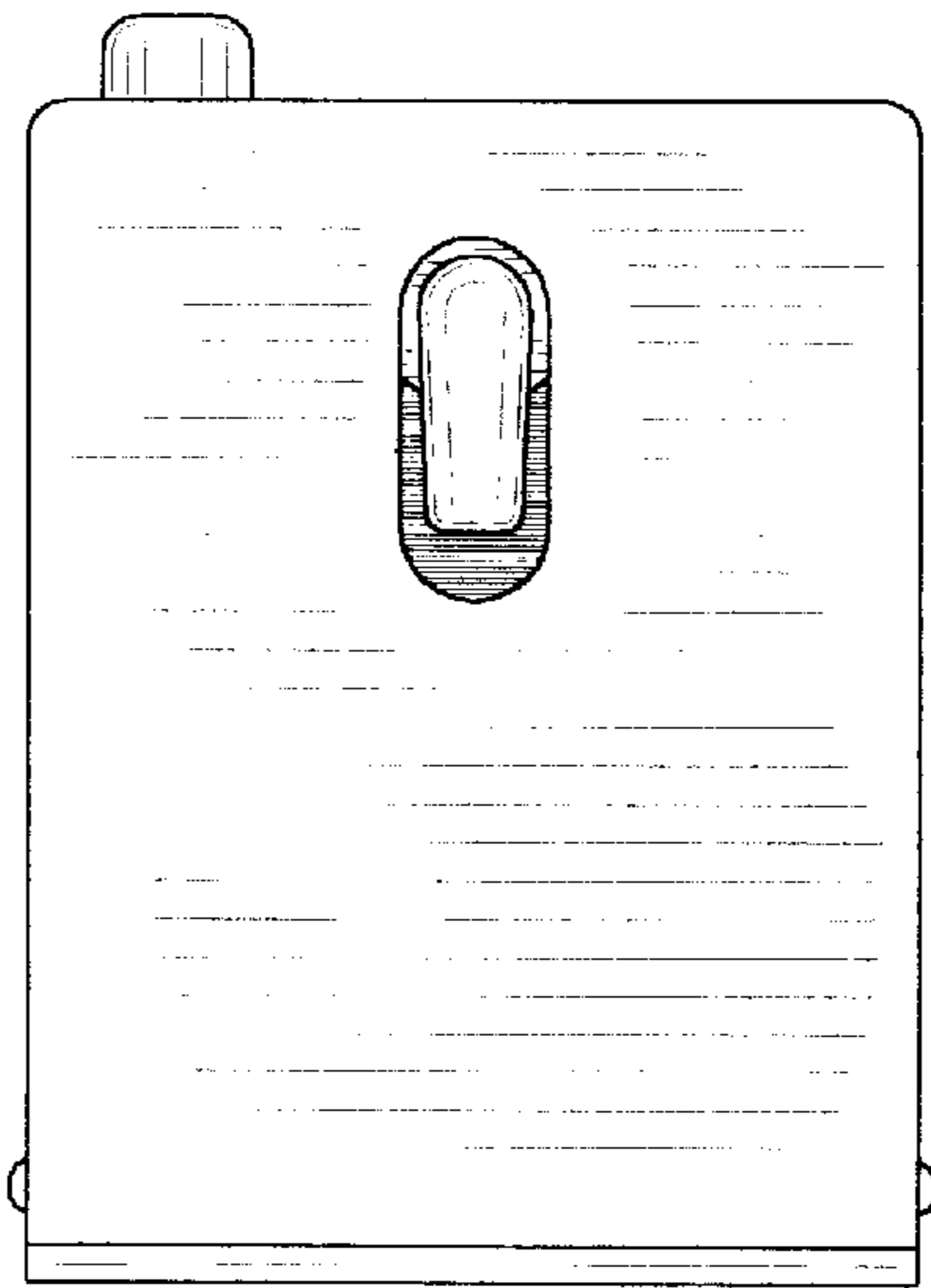


Fig. 4




Fig. 5




Fig. 6