



US00D404221S

**United States Patent** [19]  
**Beaumont**

[11] **Patent Number: Des. 404,221**  
[45] **Date of Patent: \*\*Jan. 19, 1999**

[54] **DRESSER**

[75] Inventor: **Judson Beaumont**, Burnaby, Canada

[73] Assignee: **Straight Line Designs, Inc.**, Vancouver, Canada

[\*\*] Term: **14 Years**

[21] Appl. No.: **80,734**

[22] Filed: **Dec. 15, 1997**

[30] **Foreign Application Priority Data**

Nov. 5, 1997 [CA] Canada ..... 1997-2853

[51] **LOC (6) Cl.** ..... **06-04**

[52] **U.S. Cl.** ..... **D6/435; D6/437**

[58] **Field of Search** ..... D6/432-448, 450-453;  
312/204; 446/73, 320, 390; 434/403, 428,  
432

[56] **References Cited**

**U.S. PATENT DOCUMENTS**

D. 54,634 3/1920 Kramer ..... D6/434

D. 146,610 4/1947 Mellick ..... D6/435  
D. 146,611 4/1947 Mellick ..... D6/452 X  
D. 218,326 8/1970 Hyman ..... D6/435  
D. 322,184 12/1991 Prevedello et al. .... D6/436  
4,784,382 11/1988 Myers ..... D6/434 X

*Primary Examiner*—Carmen H. Vales-Lado  
*Attorney, Agent, or Firm*—Fulwider Patton Lee & Utecht, LLP


[57] **CLAIM**

The ornamental design for a dresser, as shown and described.

**DESCRIPTION**

FIG. 1 is a front perspective view of a dresser showing my new design;  
FIG. 2 is a top plan view thereof;  
FIG. 3 is a front elevational view thereof;  
FIG. 4 is a right side elevational view thereof;  
FIG. 5 is a bottom plan view thereof;  
FIG. 6 is a rear elevational view thereof; and,  
FIG. 7 is a left side elevational view thereof.

**1 Claim, 3 Drawing Sheets**






FIG. 1

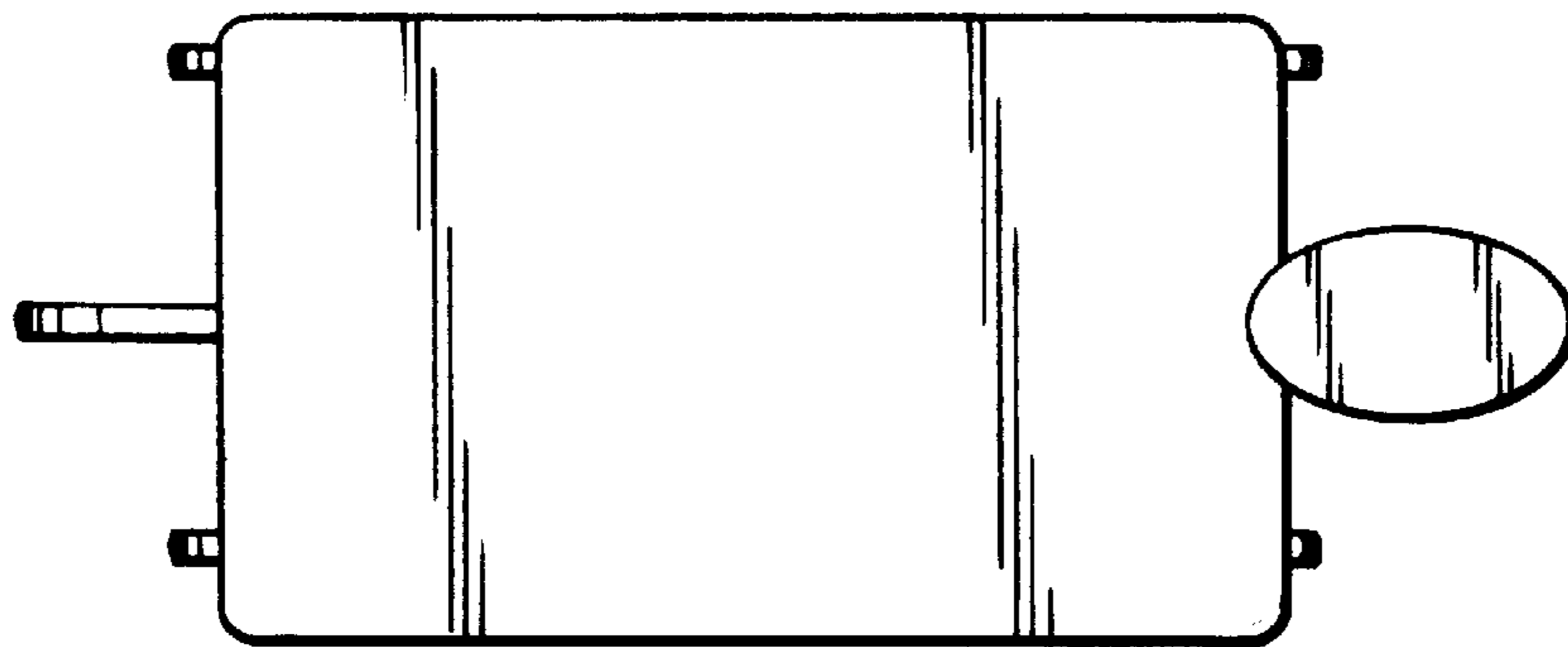


FIG. 2




FIG. 3

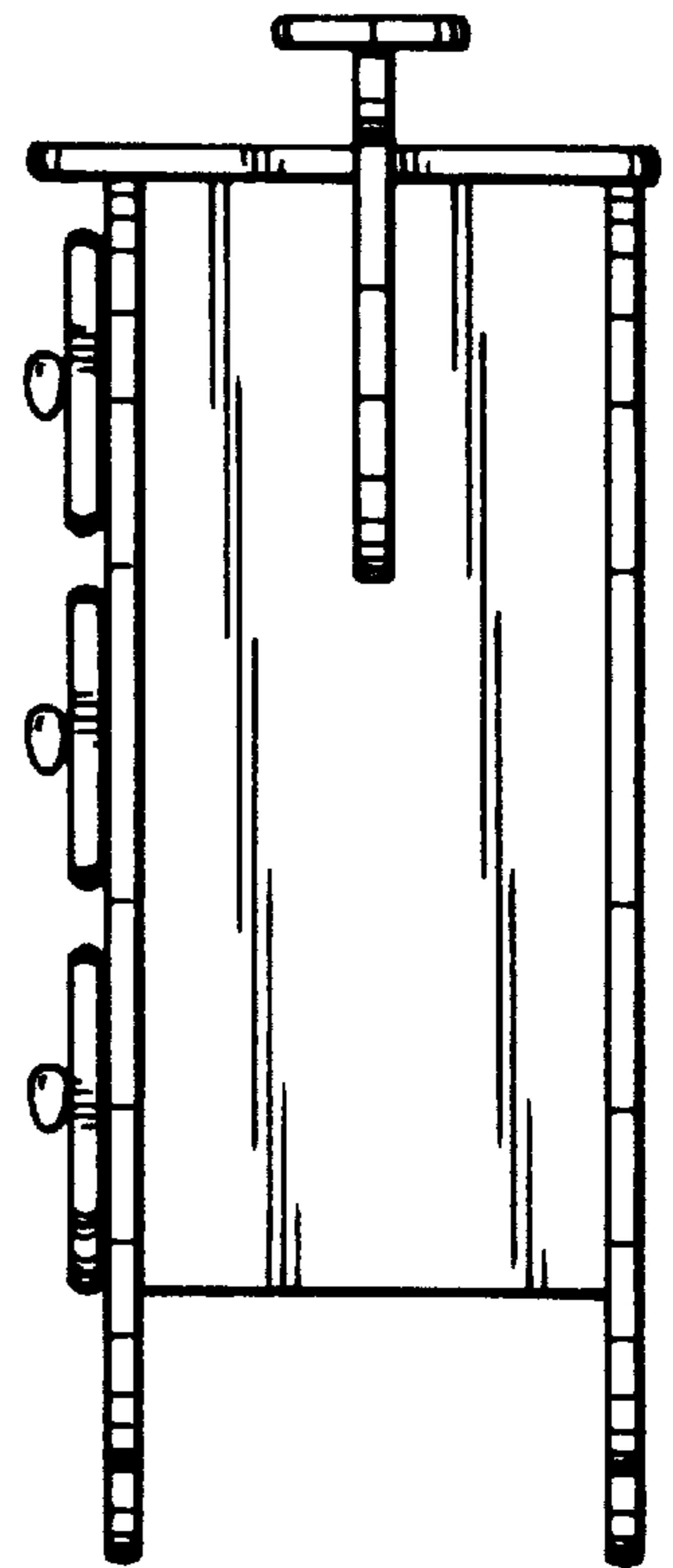


FIG. 4

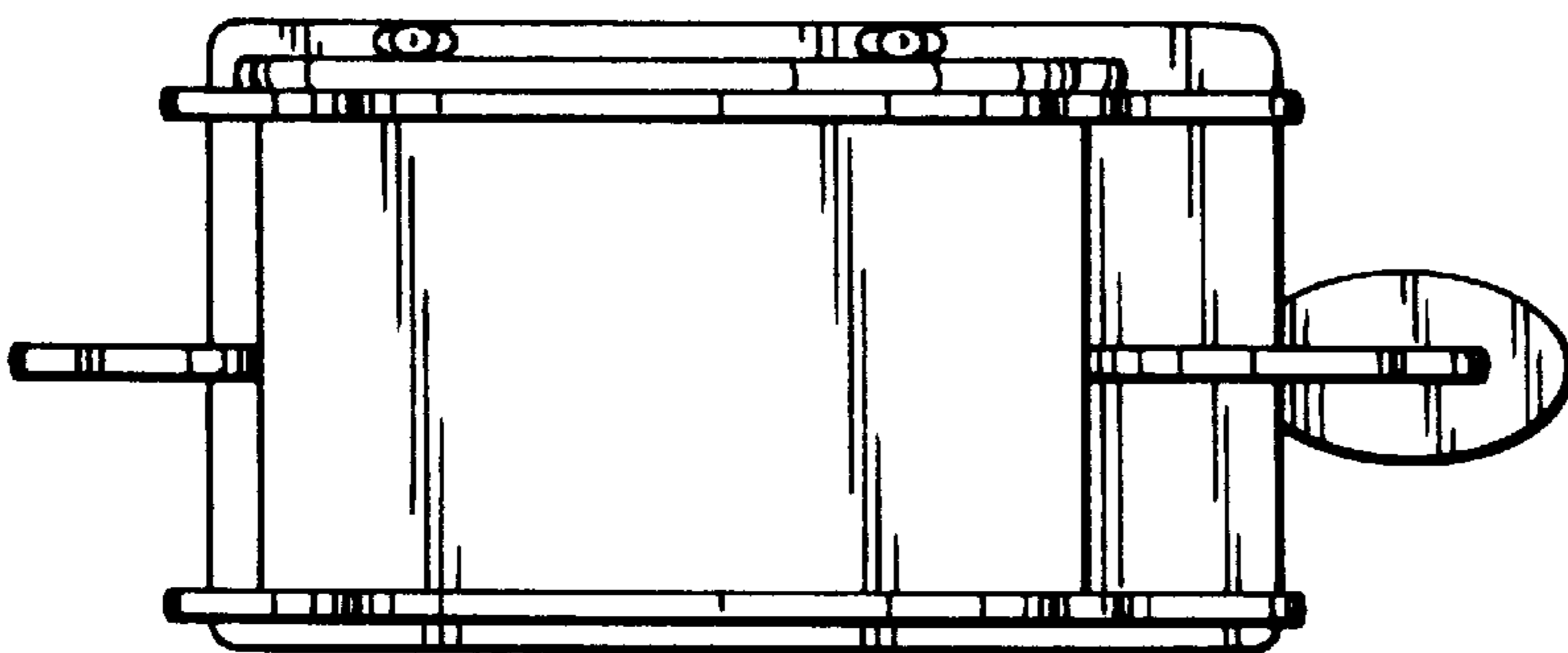


FIG. 5




FIG. 6

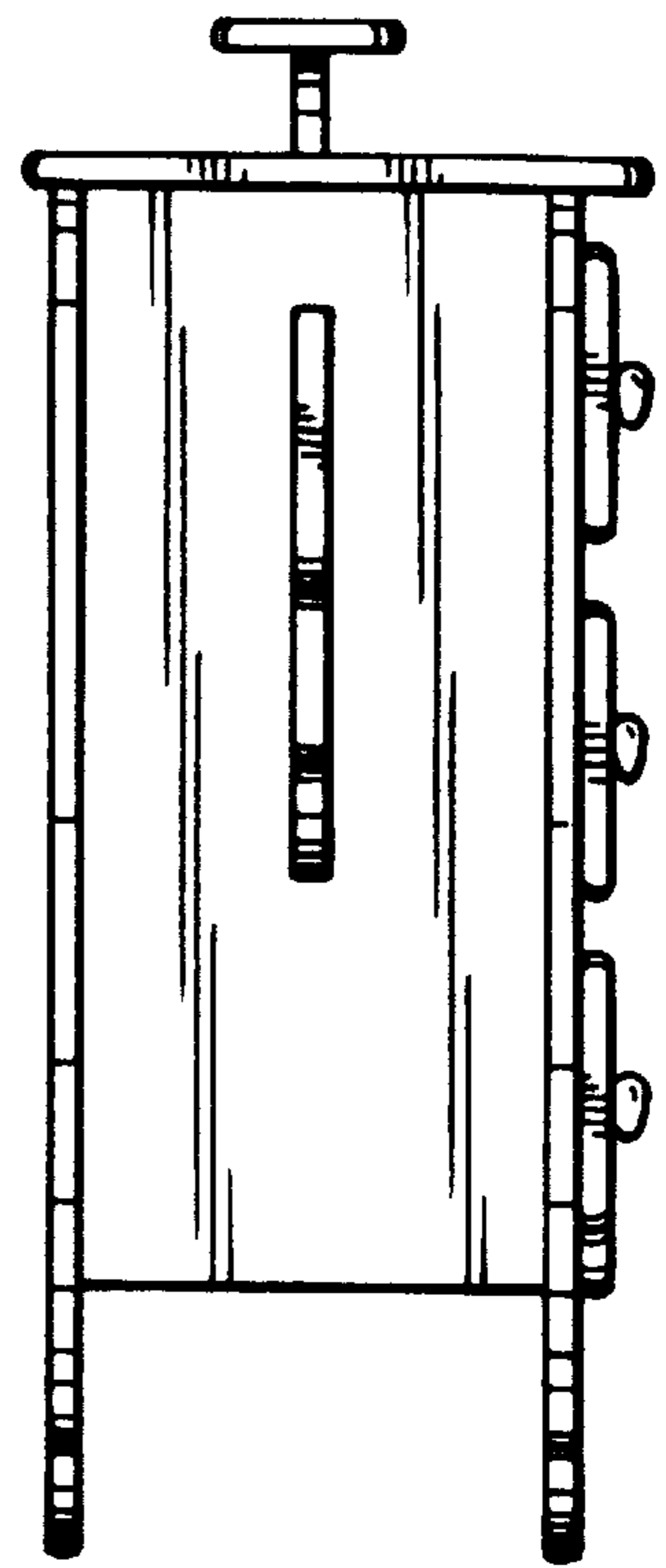


FIG. 7