



US00D404205S

**United States Patent** [19]  
**Hohlbein**

[11] **Patent Number: Des. 404,205**  
[45] **Date of Patent: \*\*Jan. 19, 1999**

[54] **TOOTHBRUSH**

**DESCRIPTION**

[75] Inventor: **Douglas J. Hohlbein**, West Trenton, N.J.  
[73] Assignee: **Colgate-Palmolive Company**, New York, N.Y.  
[\*\*] Term: **14 Years**  
[21] Appl. No.: **86,696**  
[22] Filed: **Apr. 17, 1998**  
[51] **LOC (6) Cl. .... 04-02**  
[52] **U.S. Cl. .... D4/104**  
[58] **Field of Search** ..... D4/104-112, 132-134, D4/138; 15/143.1, 159.1, 167.1, 167.2, 186, 187, DIG. 5; 132/308; 601/139, 141

FIG. 1 is a top plan view of a toothbrush showing my new design;  
FIG. 2 is a left side elevational view thereof;  
FIG. 3 is a bottom plan view thereof;  
FIG. 4 is a right side elevation view thereof;  
FIG. 5 is an elevational view as seen from the head end thereof;  
FIG. 6 is an elevational view as seen from the handle end thereof;  
FIG. 7 is a perspective view thereof from the top of the brush;  
FIG. 8 is a perspective view thereof from the bottom of the brush;  
FIG. 9 is a top plan view of a second embodiment of the design shown in FIGS. 1-8;  
FIG. 10 is a left side elevational view thereof;  
FIG. 11 is a bottom plan view thereof;  
FIG. 12 is a right side elevation view thereof;  
FIG. 13 is an elevational view as seen from the head end thereof;  
FIG. 14 is an elevational view as seen from the handle end thereof;  
FIG. 15 is a perspective view thereof from the top of the brush;  
FIG. 16 is a perspective view thereof from the bottom of the brush;  
FIG. 17 is a top plan view of a third embodiment showing the toothbrush handle of FIGS. 1-16;  
FIG. 18 is a left side elevational view thereof;  
FIG. 19 is a bottom plan view thereof;  
FIG. 20 is a right side elevation view thereof;  
FIG. 21 is an elevational view as seen from the head end thereof;  
FIG. 22 is an elevational view as seen from the handle end thereof;  
FIG. 23 is a perspective view thereof from the top of the handle; and,  
FIG. 24 is a perspective view thereof from the bottom of the handle.  
The broken line showing of bristles in FIGS. 17-24 is for illustrative purposes only and forms no part of the third embodiment.

[56] **References Cited**

**U.S. PATENT DOCUMENTS**

D. 231,419	4/1974	Caldwell	.....	D4/135
D. 306,522	3/1990	Stiller	.....	D4/104
D. 328,977	9/1992	Halm	.....	D4/104
D. 336,781	6/1993	Halm	.....	D4/104
D. 357,123	4/1995	Brown et al.	.....	D4/104
D. 358,711	5/1995	Sherman et al.	.....	D4/104
D. 360,760	8/1995	Halm	.....	D4/104
D. 360,983	8/1995	Sherman et al.	.....	D4/104
D. 371,001	6/1996	Meeks	.....	D4/107
D. 375,206	11/1996	Halm	.....	D4/104
D. 386,313	11/1997	Moskovich	.....	D4/104
D. 386,618	11/1997	Braden	.....	D4/104
D. 387,203	12/1997	Matharu	.....	D4/104
D. 387,562	12/1997	Brady et al.	.....	D4/104

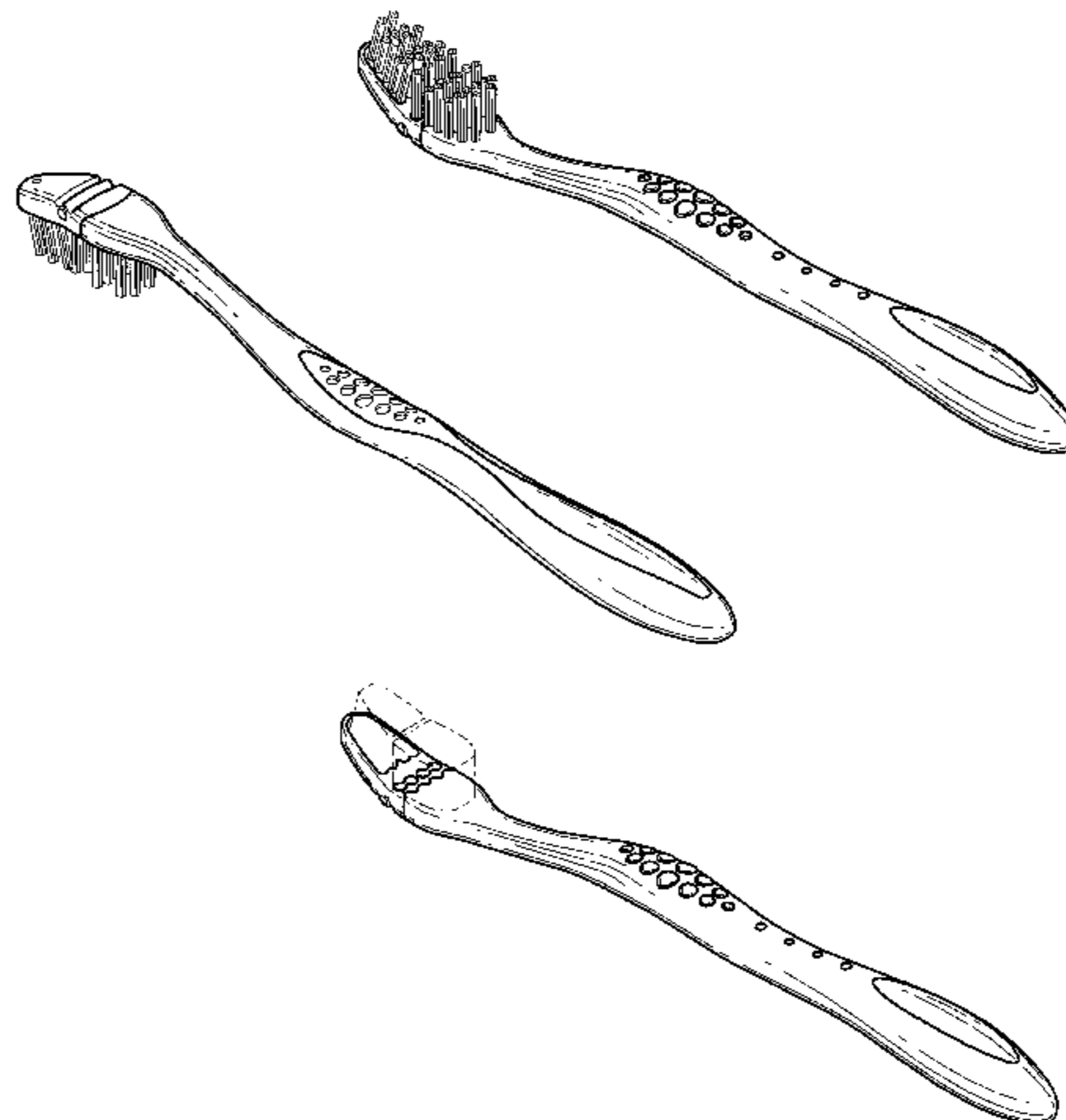
(List continued on next page.)

*Primary Examiner*—Alan P. Douglas  
*Assistant Examiner*—Lavone D. Tabor  
*Attorney, Agent, or Firm*—Richard J. Ancel; Henry S. Goldfine

[57] **CLAIM**

The ornamental design for a toothbrush, as shown and described.

**1 Claim, 9 Drawing Sheets**



# Des. 404,205

Page 2

---

## U.S. PATENT DOCUMENTS

D. 388,253	12/1997	Ra .....	D4/104	D. 391,768	3/1998	Moskovich .....	D4/104
D. 388,959	1/1998	Halm .....	D4/104	5,138,733	8/1992	Bock .....	15/22.1
D. 390,706	2/1998	Hohlbein et al. ....	D4/104	5,373,602	12/1994	Bang .....	15/167.1
D. 391,765	3/1998	Moskovich .....	D4/104	5,517,711	5/1996	Yoo et al. ....	15/167.1
				5,758,383	6/1998	Hohlbein .....	15/167.1


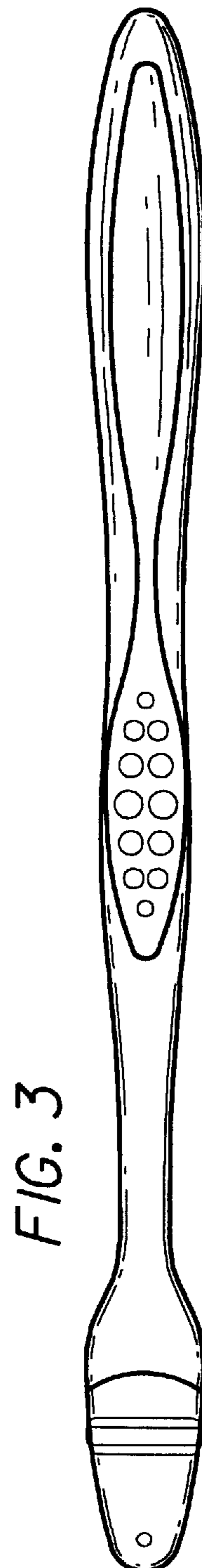

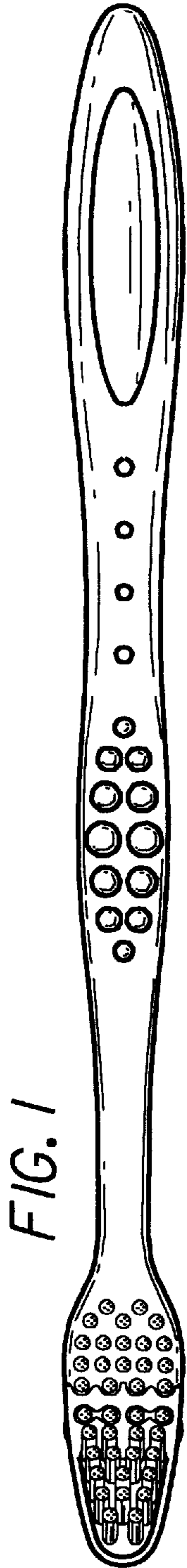


FIG. 6

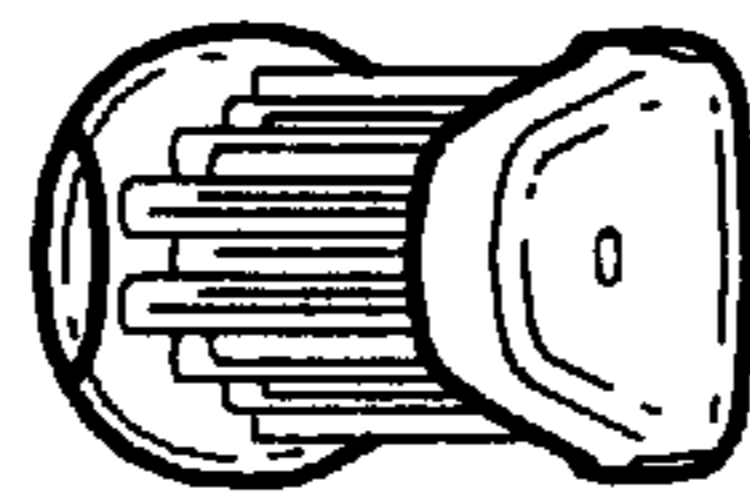



FIG. 5

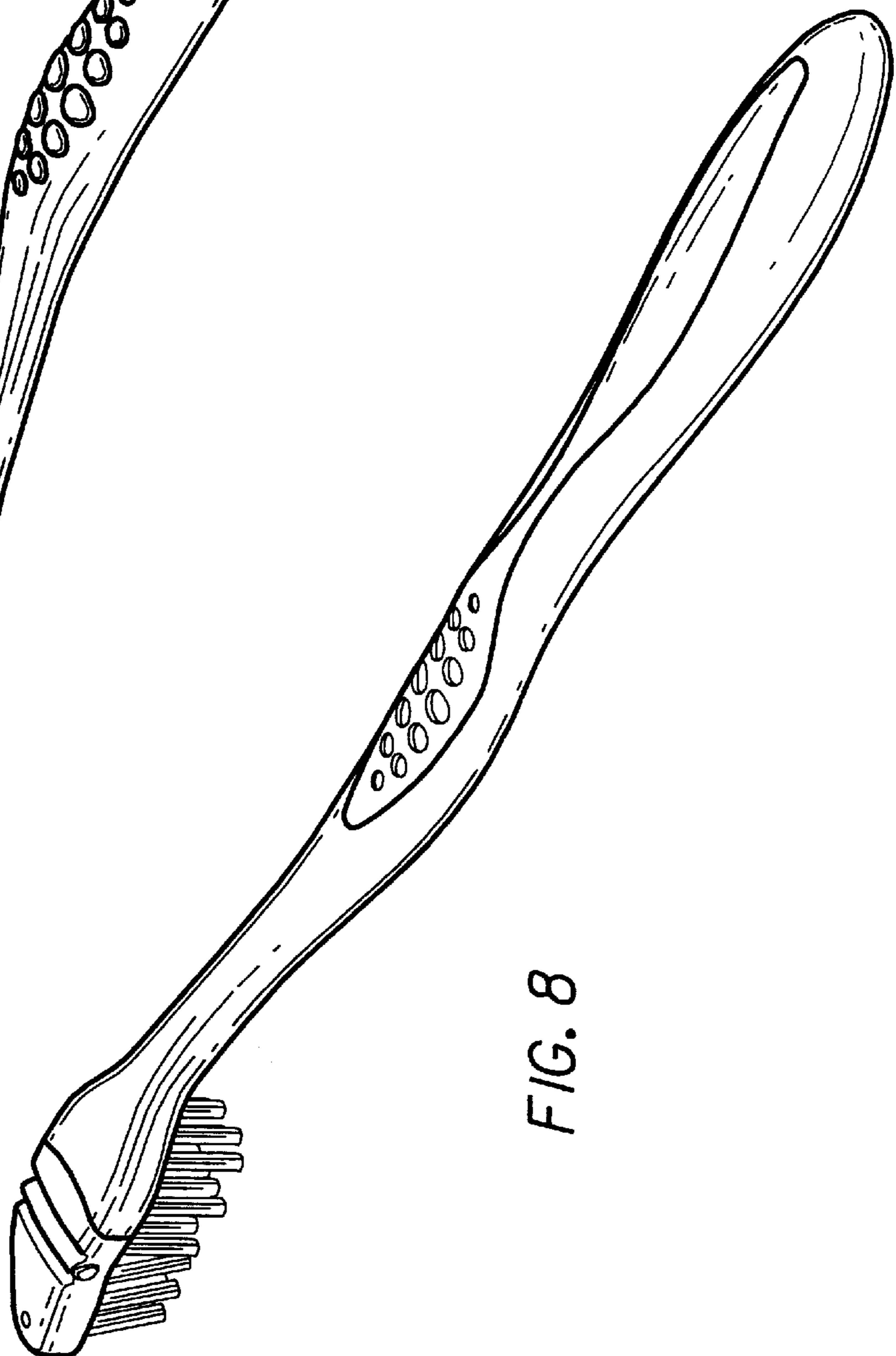
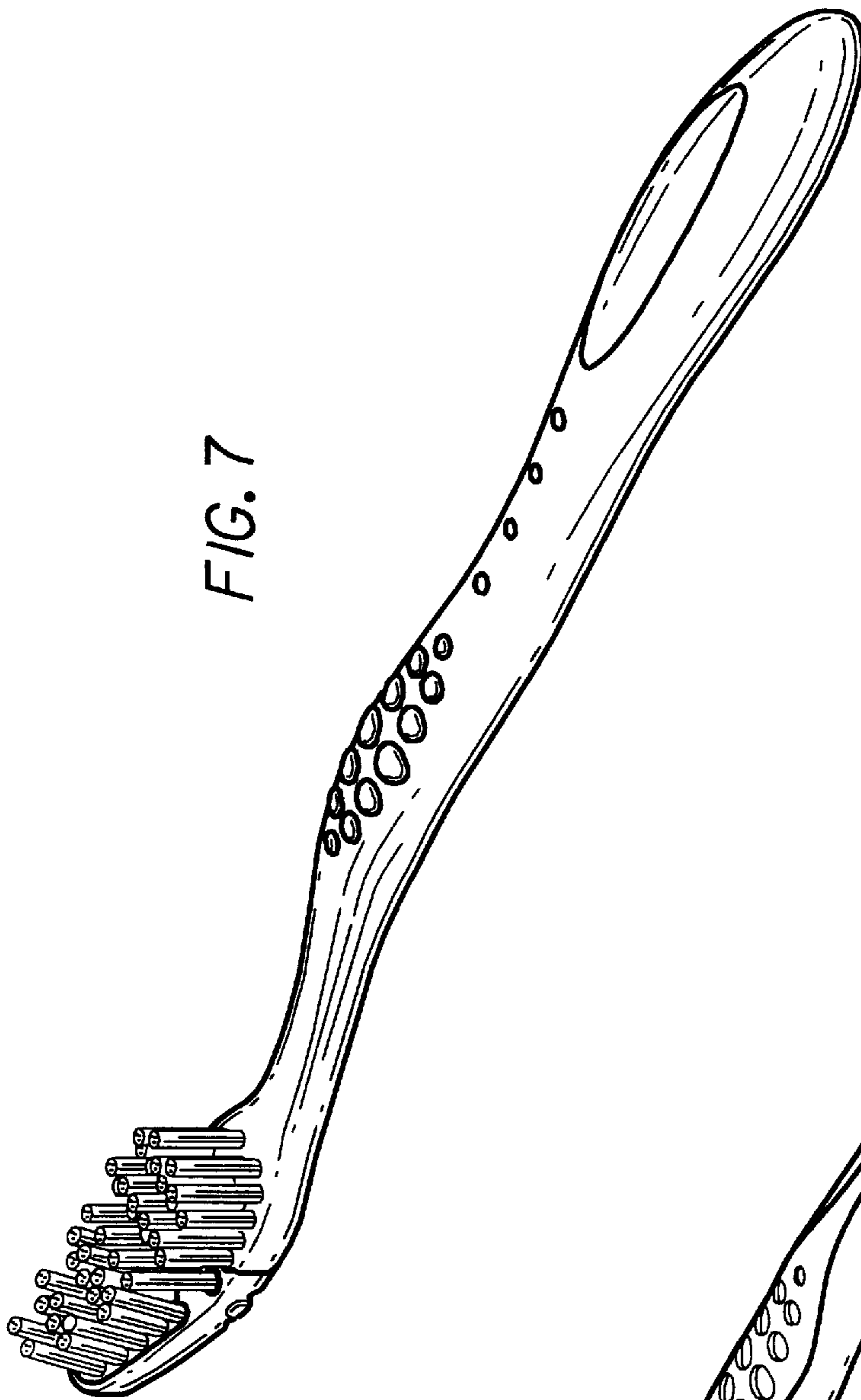


FIG. 9

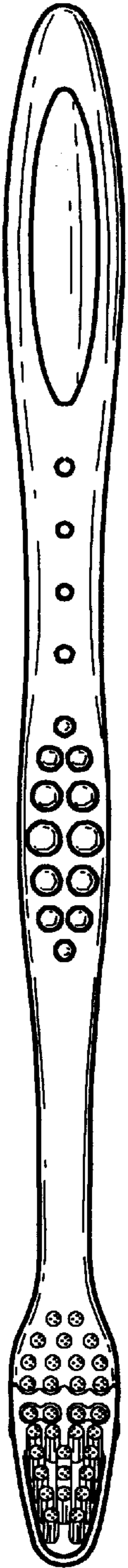


FIG. 10

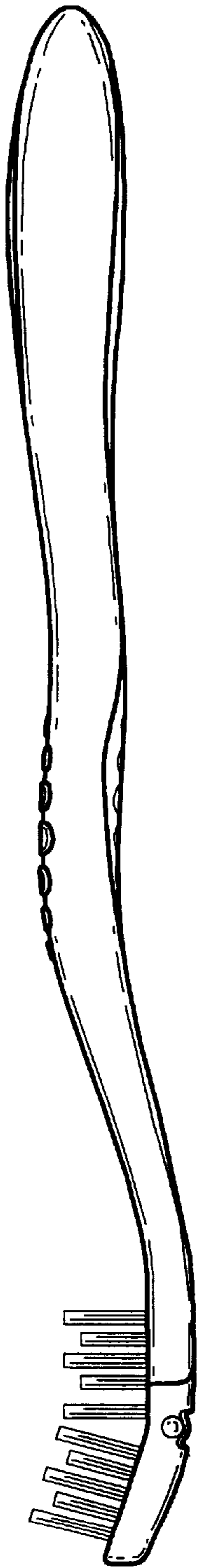


FIG. 11

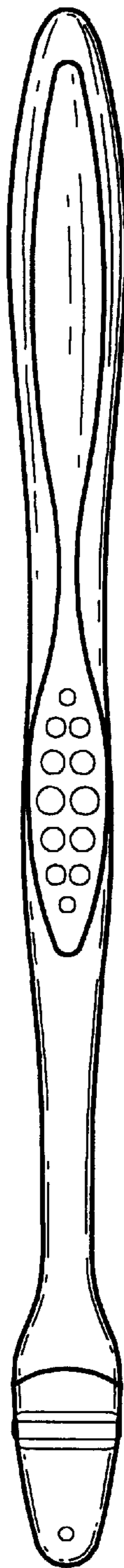


FIG. 12




FIG. 14

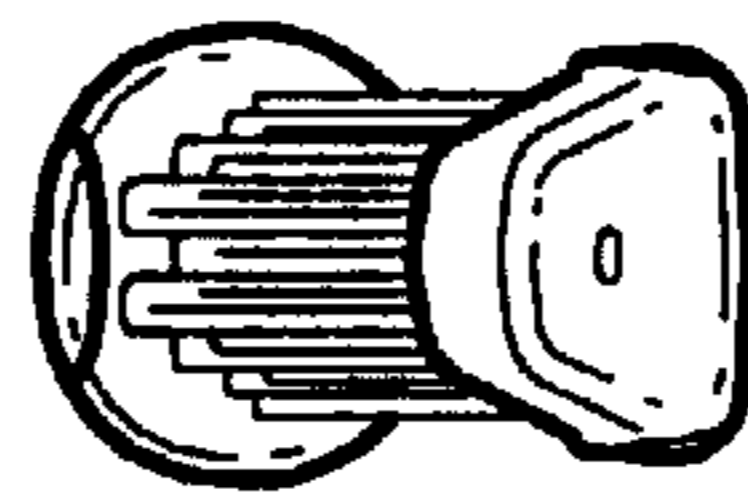
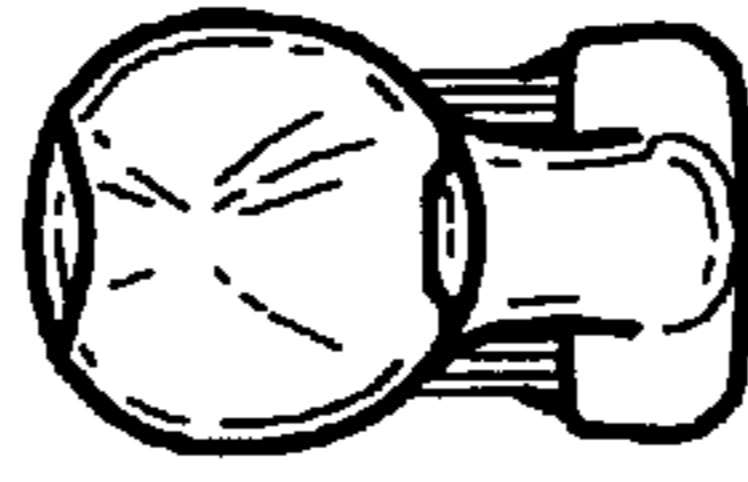


FIG. 13

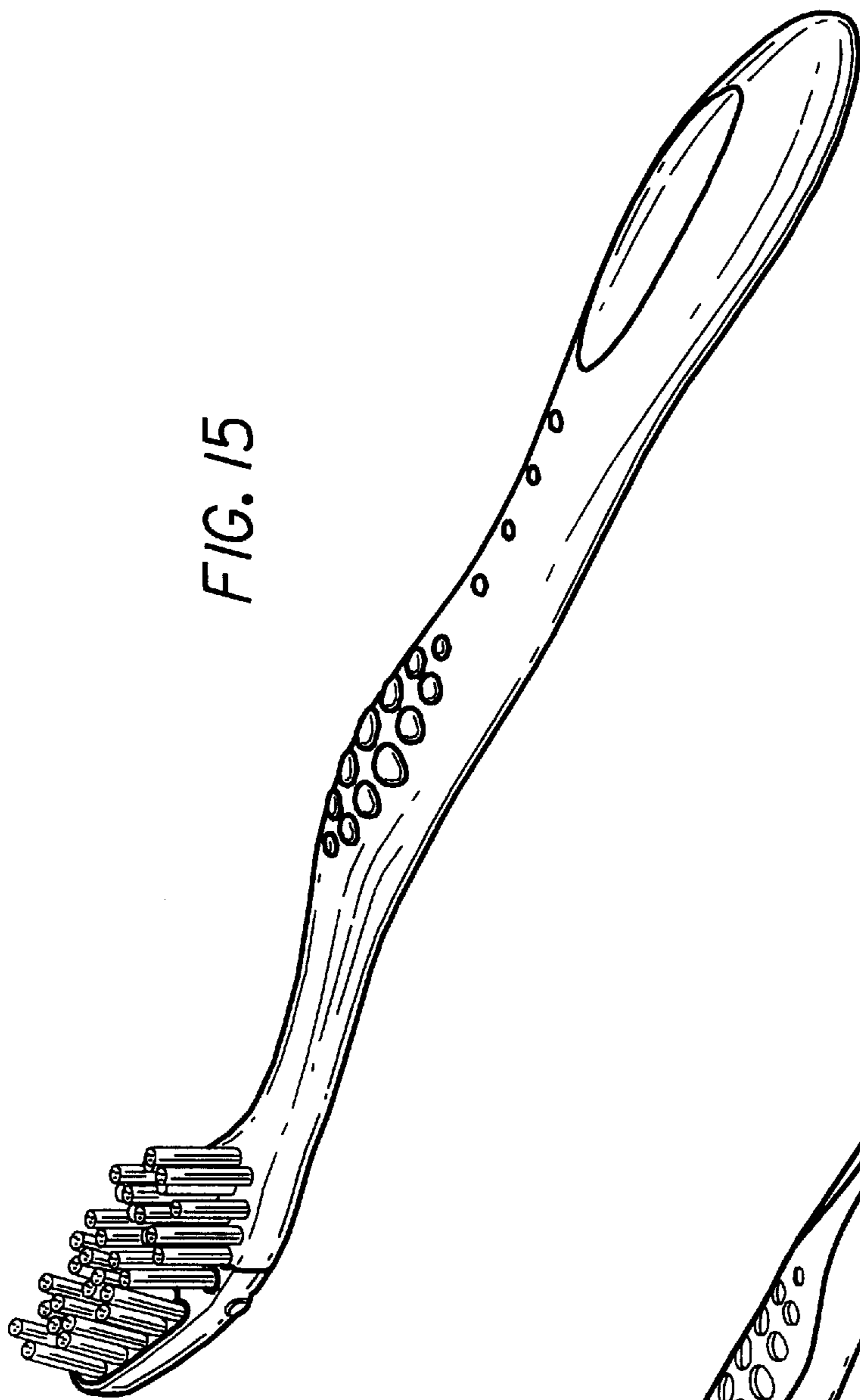


FIG. 15

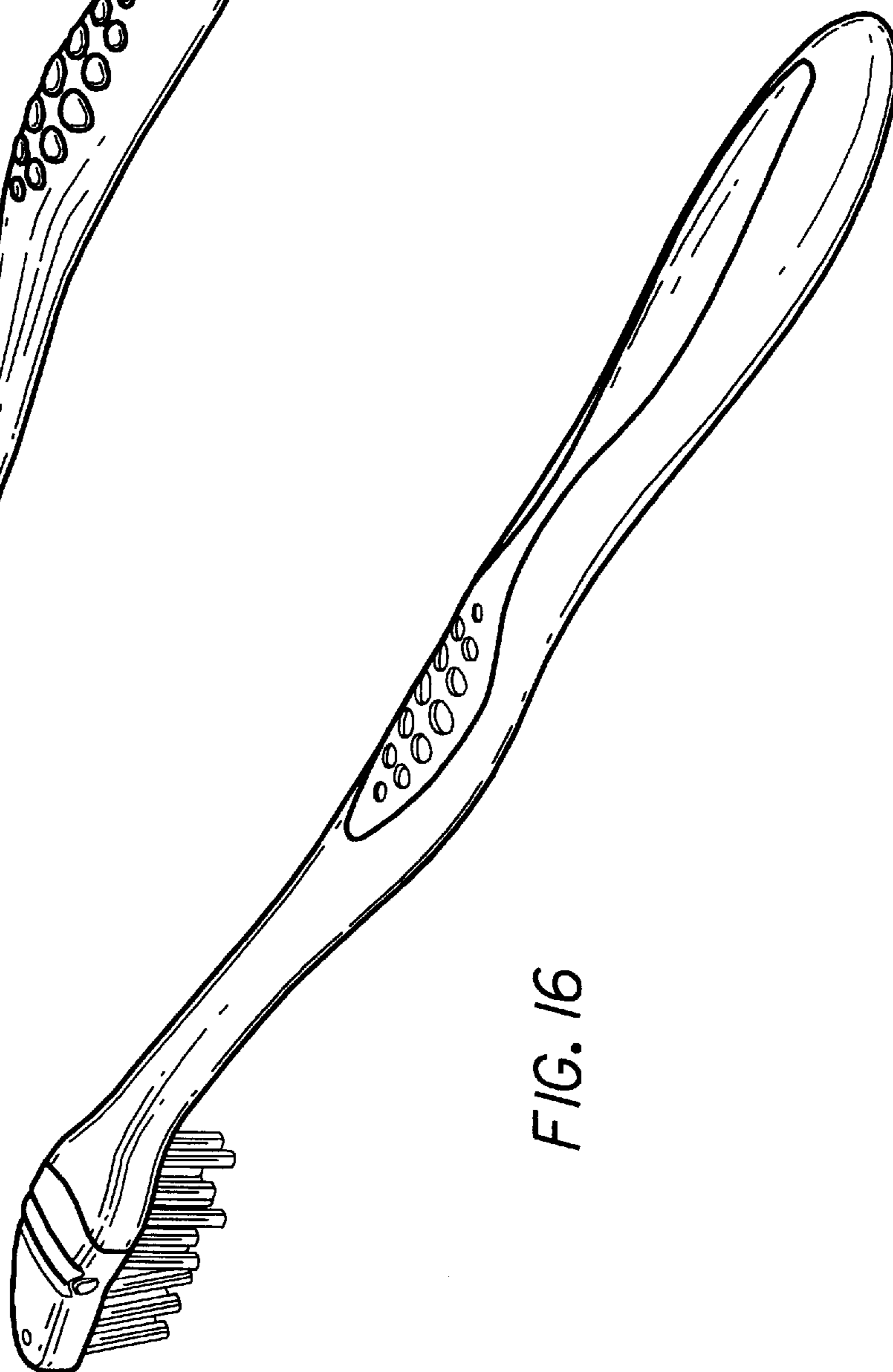


FIG. 16




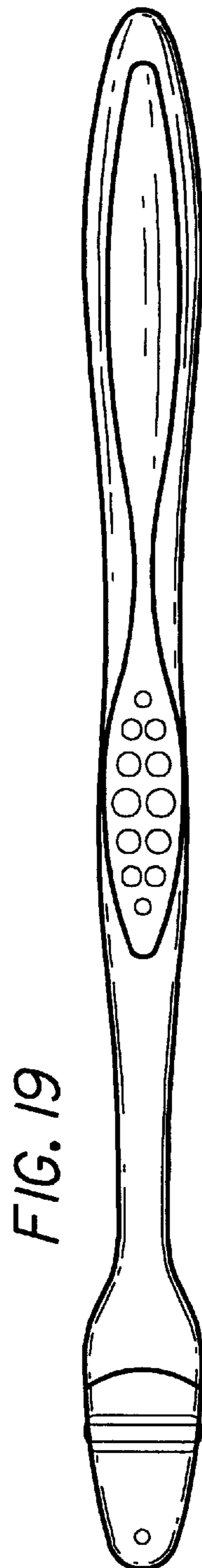

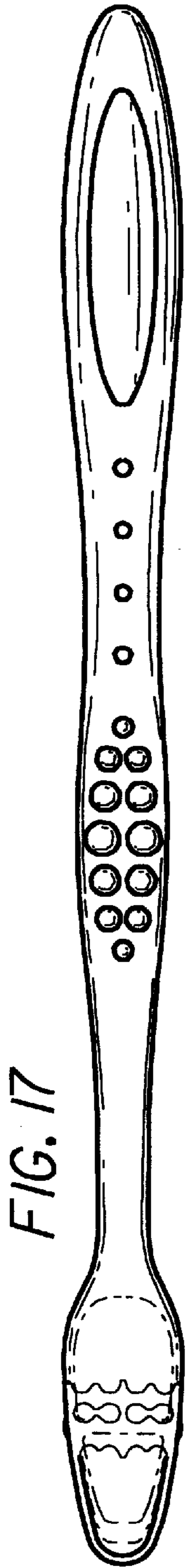


FIG. 22

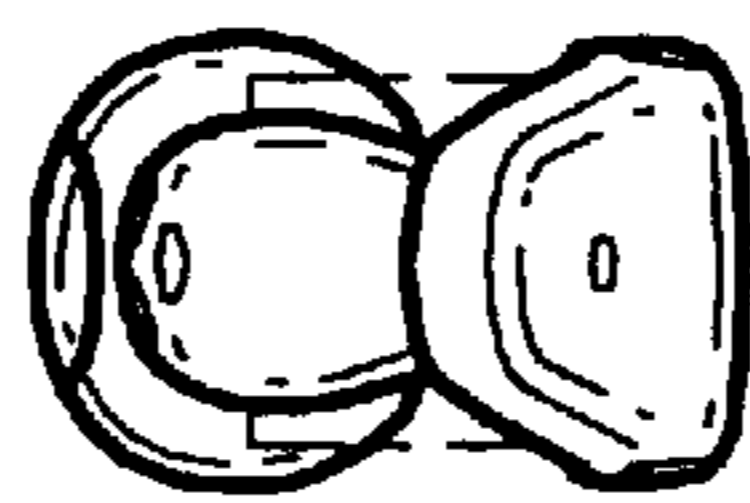



FIG. 21

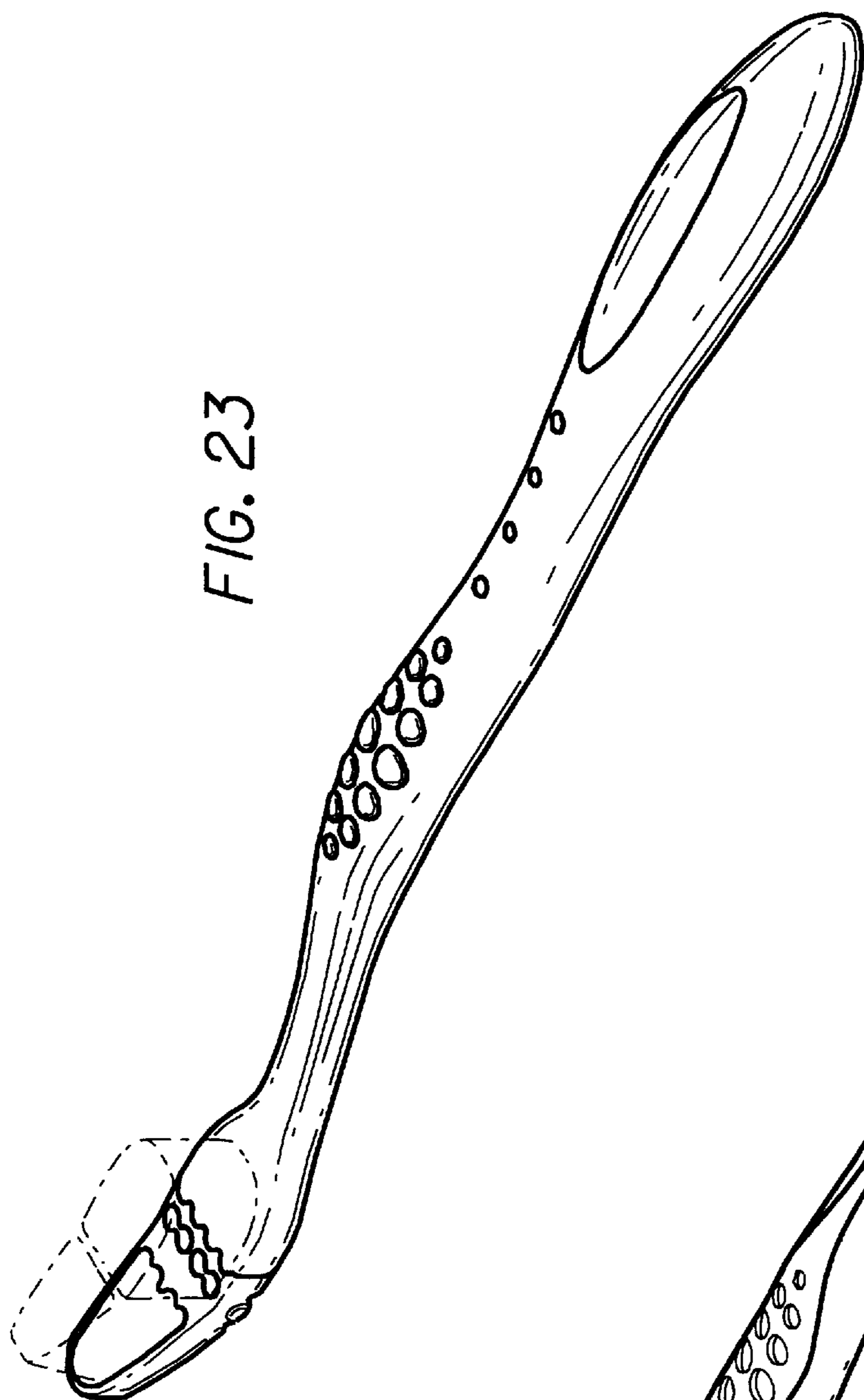


FIG. 23

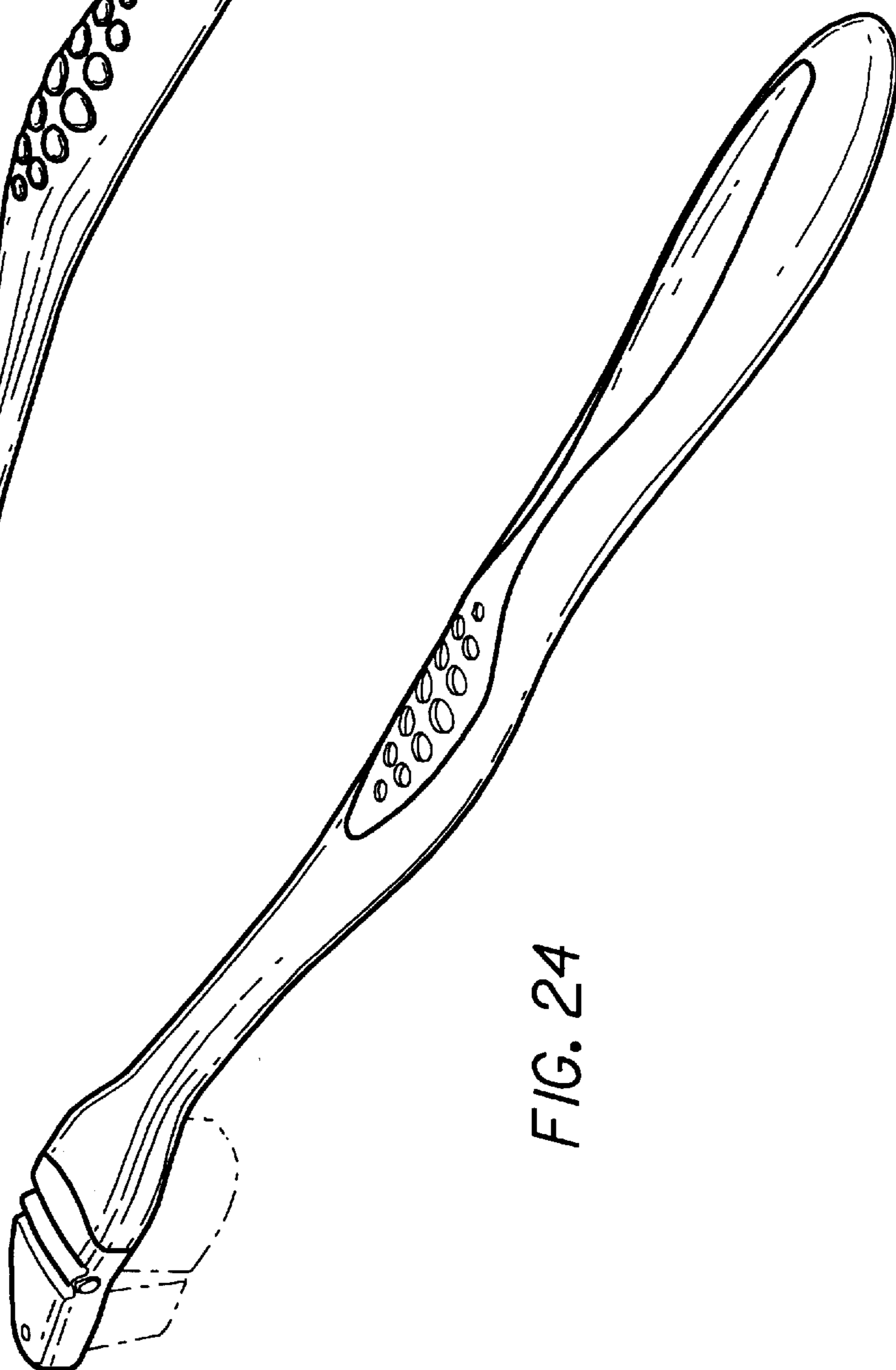


FIG. 24