

US00D404195S

United States Patent [19]

[11] **Patent Number: Des. 404,195**

Beals

[45] **Date of Patent: **Jan. 19, 1999**

[54] **IMITATION GOLF BALL SHAPED CONTAINER WITH ATTACHMENT FOR KEY CHAIN**

D. 339,916 10/1993 Behbahani D3/283

Primary Examiner—Ralf Seifert
Attorney, Agent, or Firm—Gene W. Arant

[76] Inventor: **Charley David Beals**, 736 Arbol Verde St., Carpinteria, Calif. 93013

[57] **CLAIM**

[**] Term: **14 Years**

The ornamental design for an imitation golf ball shaped container with attachment for key chain, as shown and described.

[21] Appl. No.: **88,398**

DESCRIPTION

[22] Filed: **May 22, 1998**

FIG. 1 is an isometric view of an imitation golf ball shaped container with attachment for key chain incorporating my new design;

[51] **LOC (6) Cl.** **03-01**

[52] **U.S. Cl.** **D3/208; D9/307**

[58] **Field of Search** D3/207–211; D21/204, D21/205; 24/3.6; 70/456 R, 456 B; D9/307; 210/244, 416.3; 222/562; 224/148

FIG. 2 is a front view thereof;

FIG. 3 is a right side view thereof; the left side view being a mirror image thereof;

FIG. 4 is a rear view thereof;

FIG. 5 is a top view thereof; and,

FIG. 6 is a bottom view thereof.


[56] **References Cited**

U.S. PATENT DOCUMENTS

- D. 288,984 3/1987 Scheurer et al. D3/211
- D. 308,020 5/1990 Laverde D9/307
- D. 327,775 7/1992 Turner D3/307
- D. 329,539 9/1992 Klien et al. D9/307
- D. 330,284 10/1992 Klien et al. D9/307

The broken line showing of a chain, in FIG. 1, is for illustrative purposes only and forms no part of the claimed design.

1 Claim, 1 Drawing Sheet






Fig. 1.

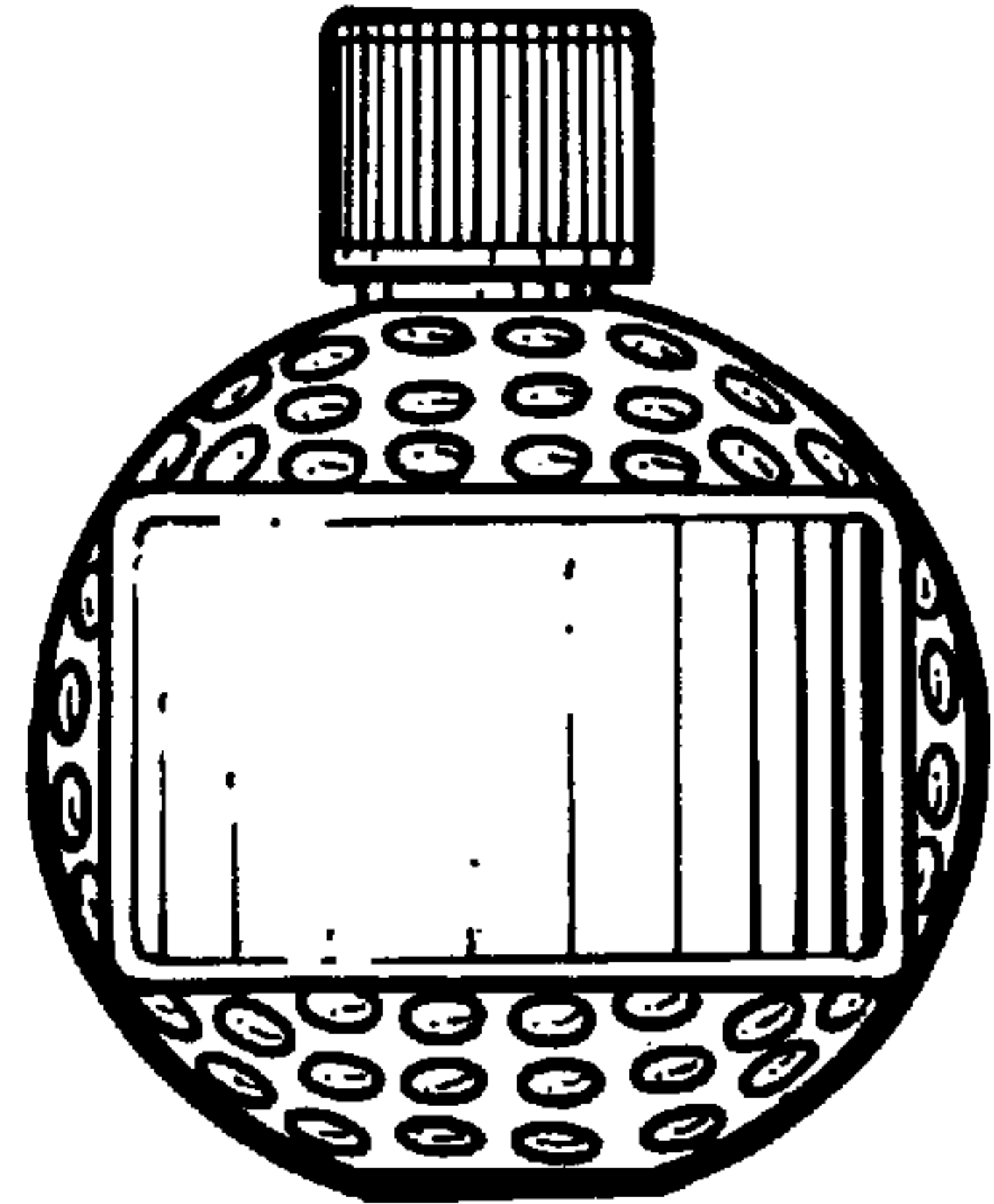


Fig. 2.

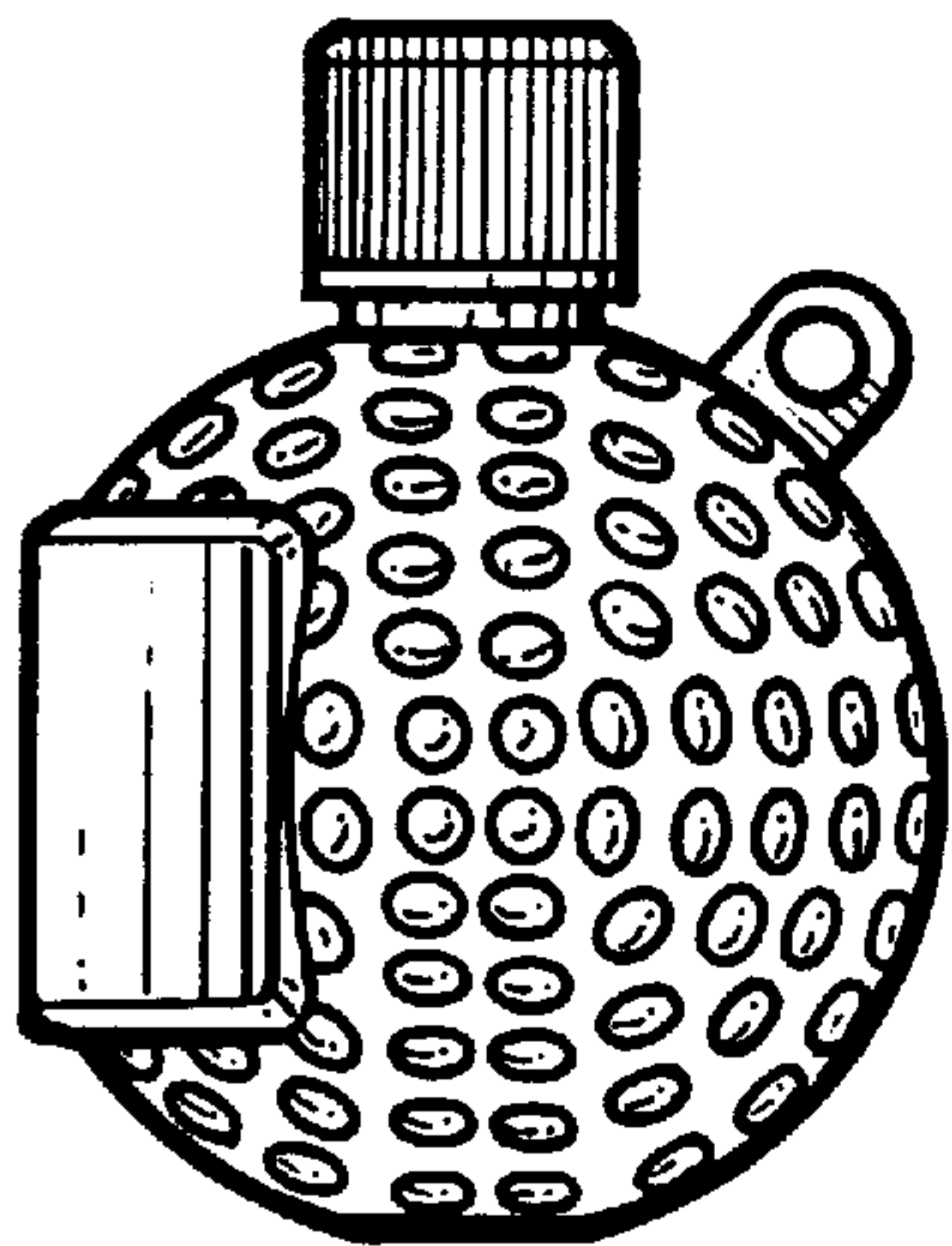


Fig. 3.

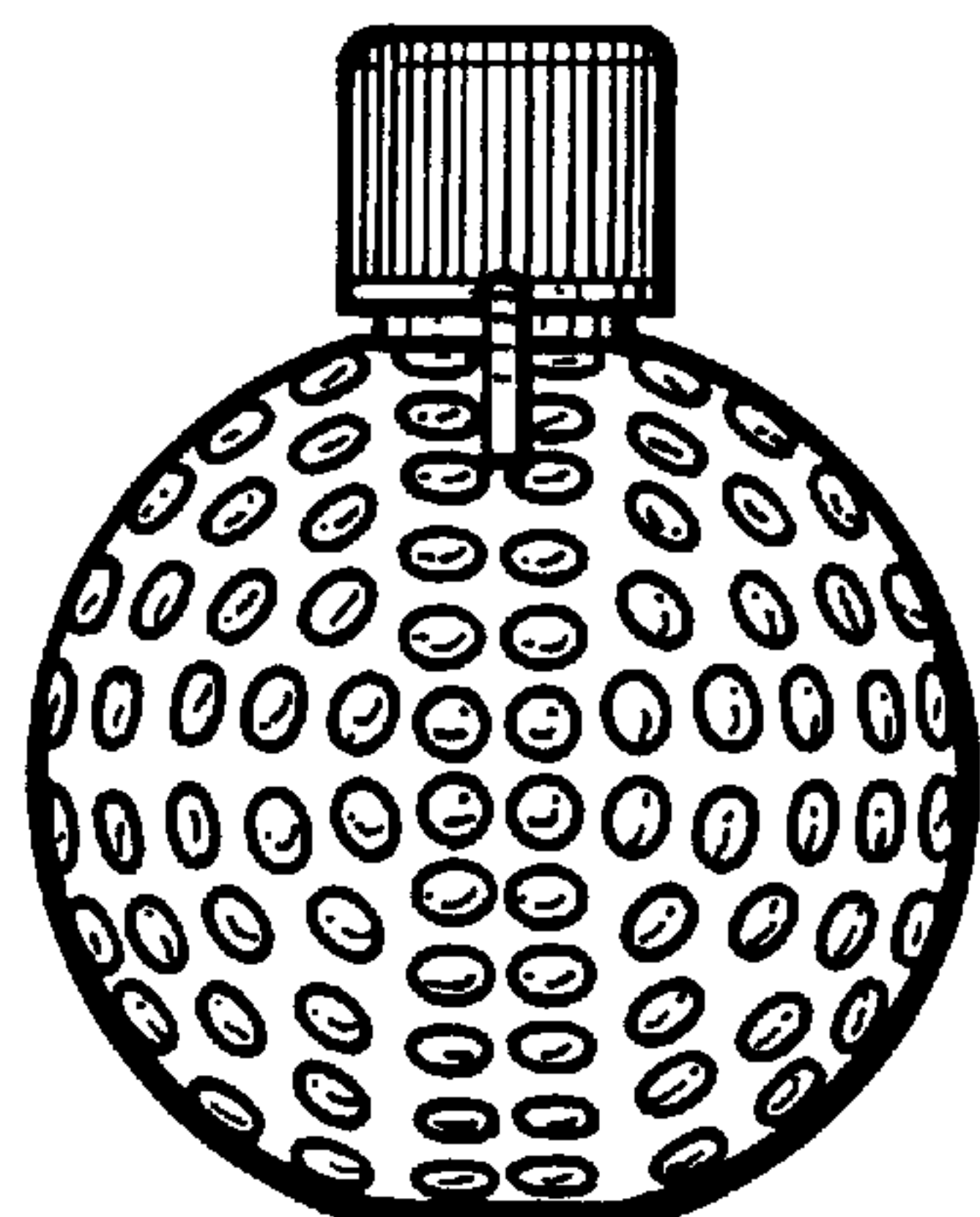


Fig. 4.




Fig. 5.

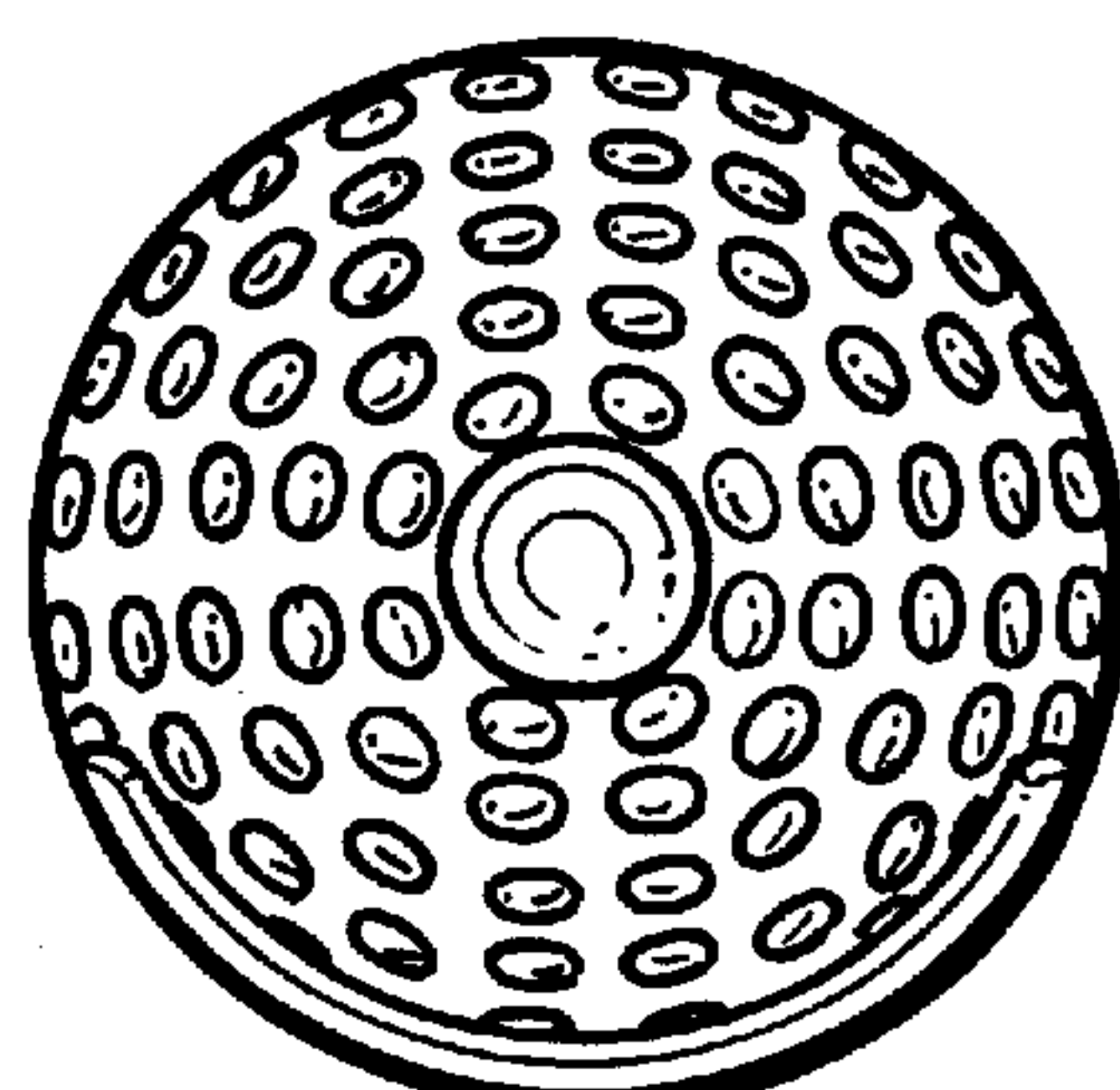


Fig. 6.