



US00D404194S

United States Patent [19] Smith

[11] **Patent Number: Des. 404,194**

[45] **Date of Patent: **Jan. 19, 1999**

[54] **ELEMENT OF A SHOE UPPER**

[75] Inventor: **Wilson W. Smith**, Beaverton, Oreg.

[73] Assignee: **Nike, Inc.**, Beaverton, Oreg.

[**] Term: **14 Years**

[21] Appl. No.: **59,372**

[22] Filed: **Sep. 9, 1996**

Related U.S. Application Data

[63] Continuation of Ser. No. 47,563, Dec. 7, 1995, abandoned.

[51] **LOC (6) Cl.** **02-99**

[52] **U.S. Cl.** **D2/972**

[58] **Field of Search** D2/896, 906, 907,
D2/946, 972-974; 36/114, 126-130, 45,
52, 53

[56] References Cited

U.S. PATENT DOCUMENTS

- D. 98,509 2/1936 Goldberg .
- D. 301,657 6/1989 Brown D2/972
- D. 307,210 4/1990 Hatfield .
- D. 310,293 9/1990 Serna et al. .
- D. 310,442 9/1990 Hatfield .
- D. 312,919 12/1990 Aveni .
- D. 315,979 4/1991 Legacki et al. .
- D. 318,945 8/1991 Hatfield .
- D. 325,813 5/1992 Kittle .
- D. 328,966 9/1992 Aveni .
- D. 329,531 9/1992 Smith .
- D. 332,694 1/1993 Marziali et al. .
- D. 339,450 9/1993 Smith .

- D. 344,396 2/1994 Hoeft et al. .
- D. 347,938 6/1994 Smith .
- D. 355,296 2/1995 Greene .
- D. 360,521 7/1995 Ho .
- D. 397,855 9/1998 Clarke D2/972
- 4,222,183 9/1980 Haddox .
- 5,430,959 7/1995 Mitsui 36/45 X

OTHER PUBLICATIONS

NIKE Footwear Catalog, Fall 1994, pp. 30 & 34, published Nov. 1993.

NIKE Footwear Catalog, Spring 1991, p. 32, published Jun. 1990.

Nike Catalog Fall 1993; p. 90; Air Digs Pro II Low (right center).

Primary Examiner—Dominic Simone
Attorney, Agent, or Firm—Banner & Witcoff, Ltd.

[57] CLAIM

The ornamental design for an element of a shoe upper, as shown and described.

DESCRIPTION

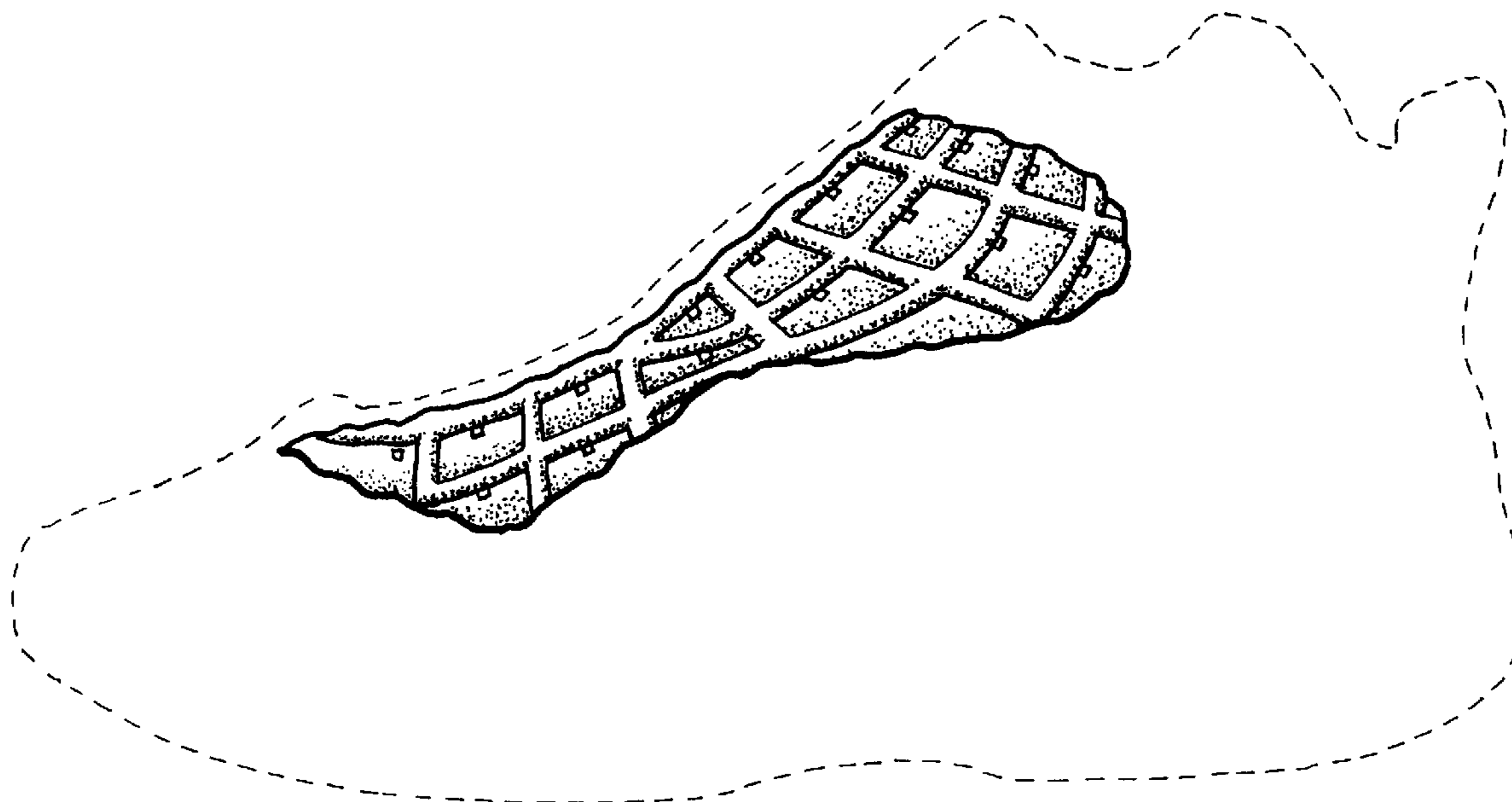
FIG. 1 is a side elevational view of an element of a shoe upper having an element showing my new design;

FIG. 2 is a top plan view of the element of a shoe upper having the element shown in FIG. 1; and,

FIG. 3 is a front elevational view of the element of a shoe upper having the element shown in FIG. 1.

The broken line showing of the remainder of the shoe is for illustrative purposes and forms no part of the claimed design.

1 Claim, 2 Drawing Sheets



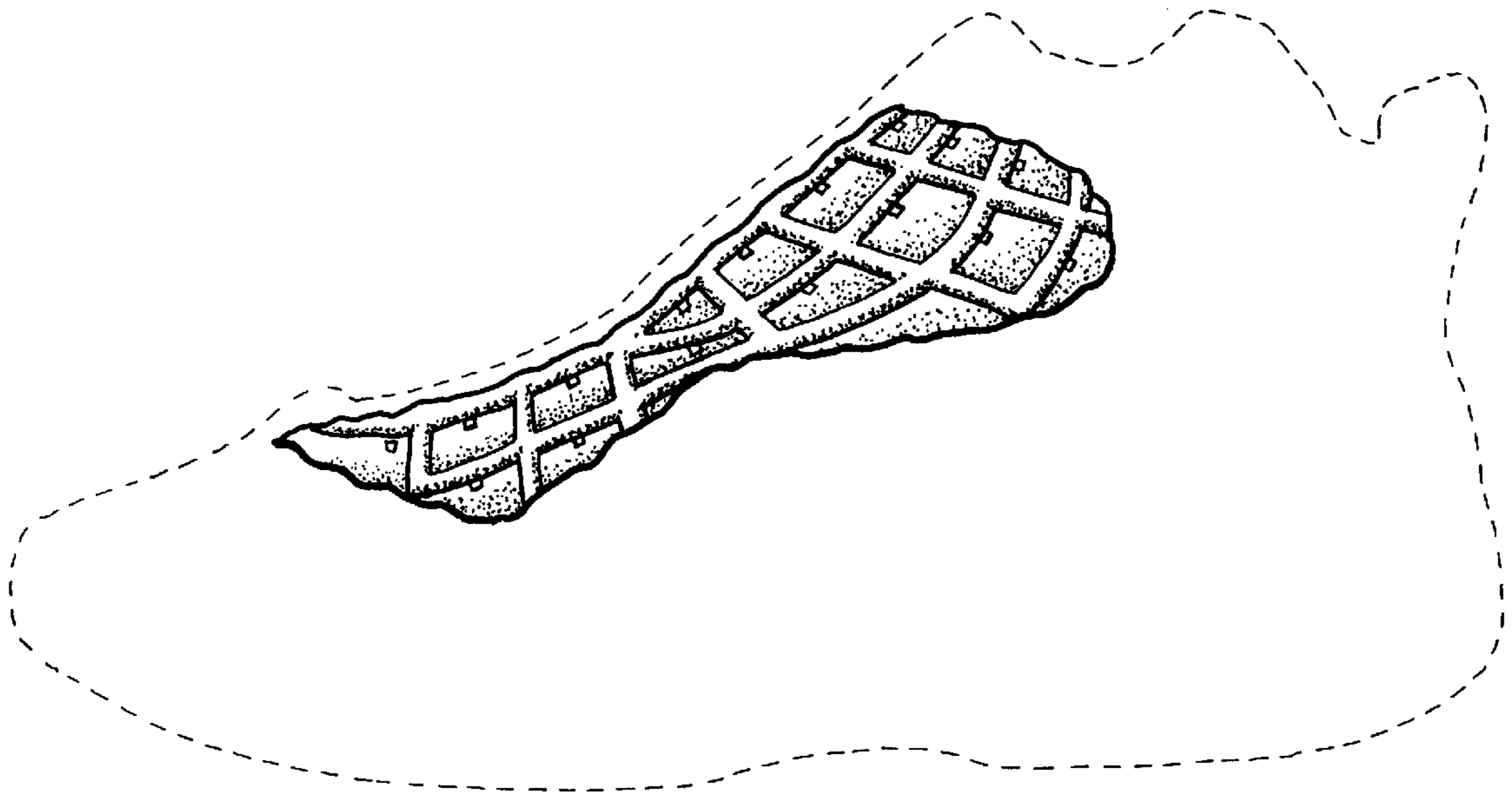


FIG. 1

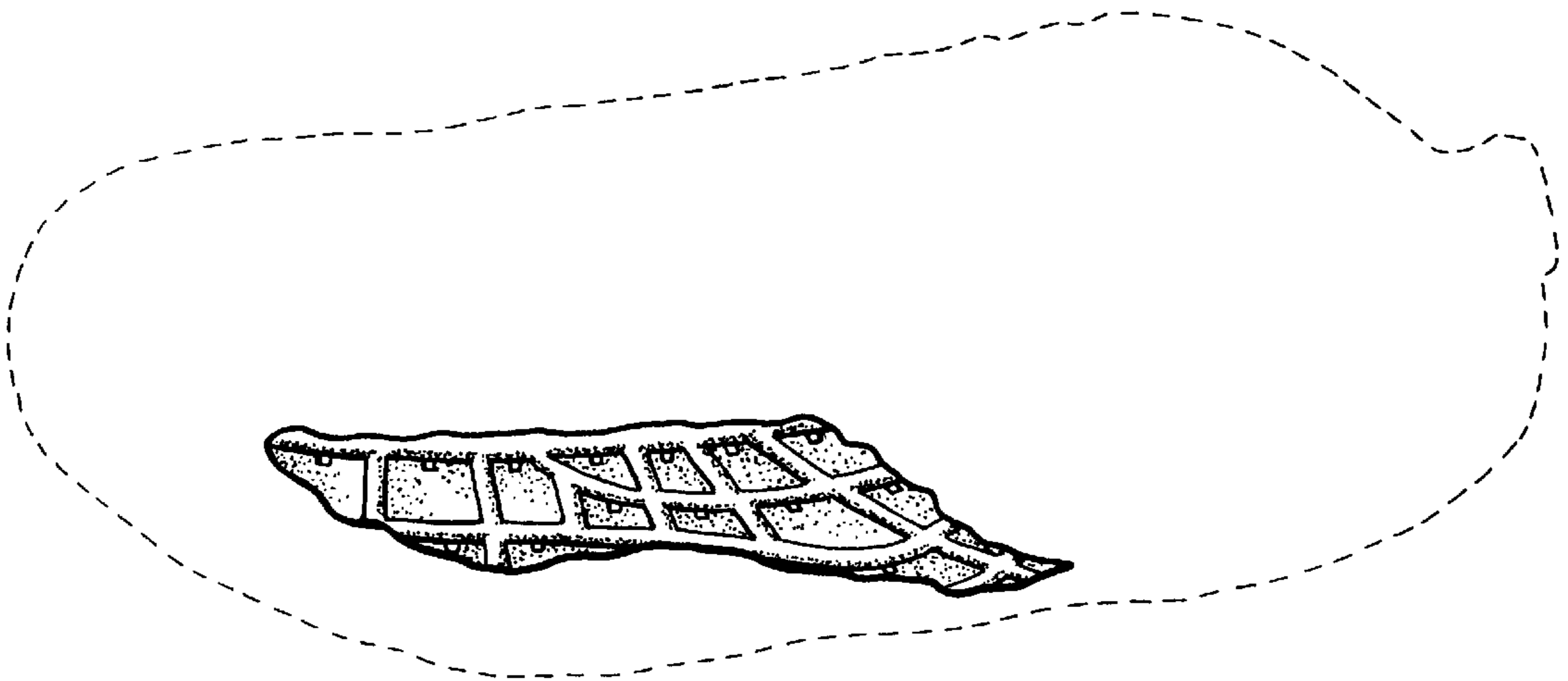


FIG. 2

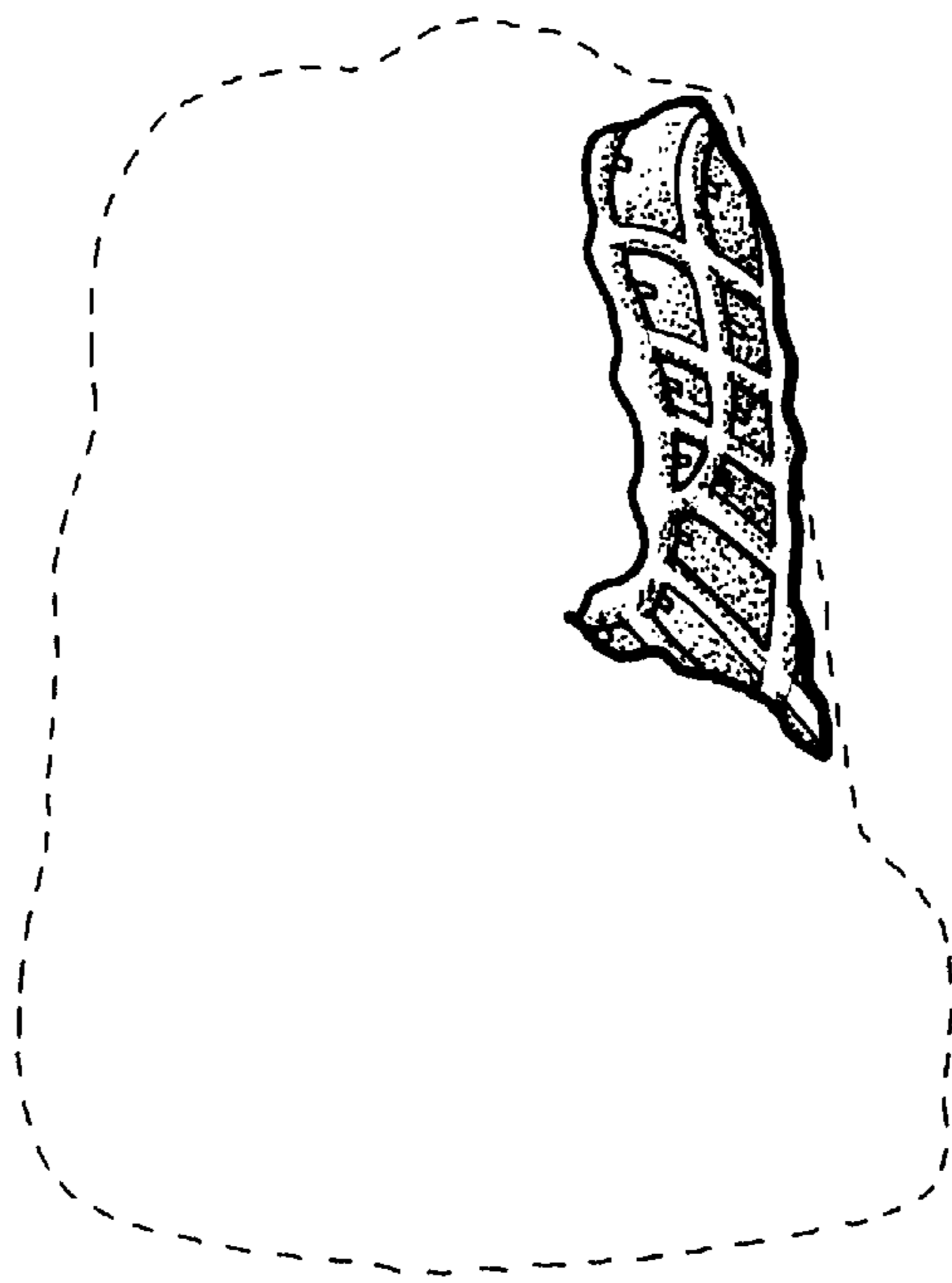


FIG. 3