



US00D404139S

# United States Patent [19] Young

[11] **Patent Number: Des. 404,139**

[45] **Date of Patent: \*\*Jan. 12, 1999**

[54] **STIMULATING MASSAGER**

[76] Inventor: **Joseph Young**, 423 N. El Molino Ave.,  
Suite #5, Pasadena, Calif. 91101

[\*\*] Term: **14 Years**

[21] Appl. No.: **63,349**

[22] Filed: **Dec. 12, 1994**

D. 340,528	10/1993	Broney .....	D24/200
2,543,493	2/1951	Gaudette et al. ....	601/99
3,415,514	12/1968	Weihs .....	601/115 X
3,881,469	5/1975	Kanemitsu .....	601/115 X
4,192,296	3/1980	St. Mary .....	601/99

*Primary Examiner*—Stella Reid

### Related U.S. Application Data

[63] Continuation-in-part of Ser. No. 424, Oct. 14, 1992, abandoned.

[51] **LOC (6) Cl.** ..... **24-04**

[52] **U.S. Cl.** ..... **D24/212; D24/200**

[58] **Field of Search** ..... D24/211, 212,  
D24/213, 200; 601/115, 103, 99, 98

### [57] CLAIM

I claim the ornamental design for a stimulating massager, as shown and described.

### DESCRIPTION

FIG. 1 is a top plan view of a stimulating massager, showing my new design;

FIG. 2 is a front elevational view thereof, the rear elevational view being identical thereto;

FIG. 3 is a right side elevational view thereof, the left side elevational view being identical thereto; and,

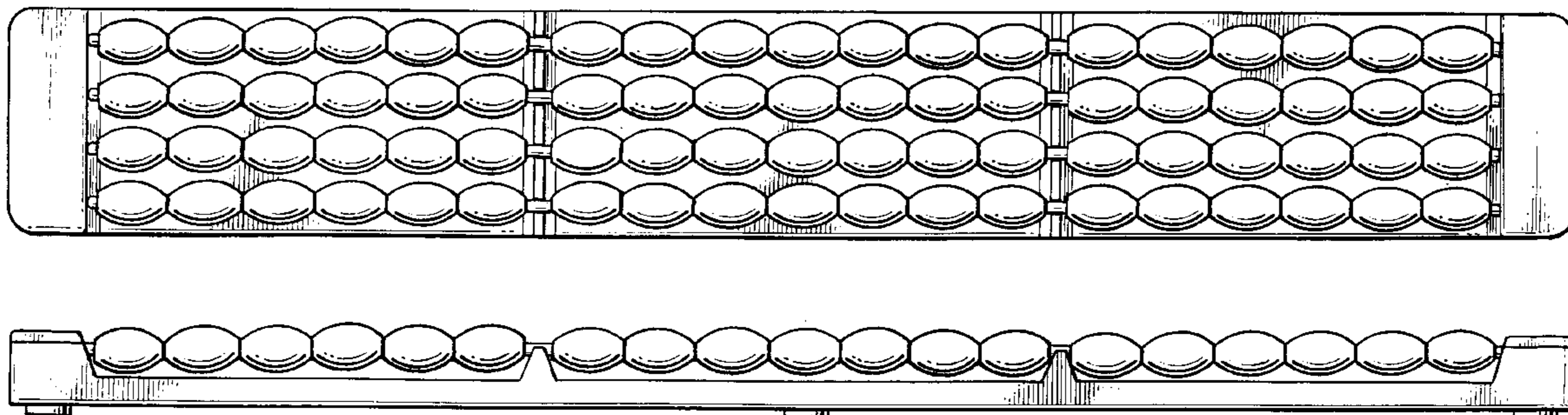
FIG. 4 is a bottom plan view thereof.

### References Cited

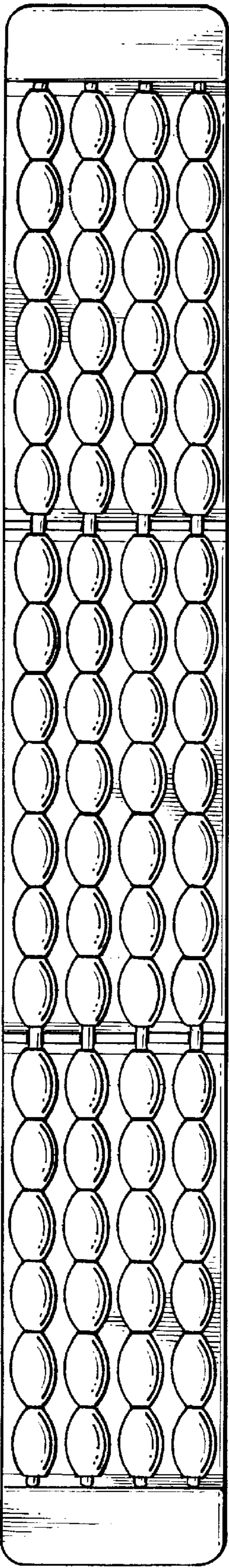
#### U.S. PATENT DOCUMENTS

D. 254,507 3/1980 Redding ..... D24/211

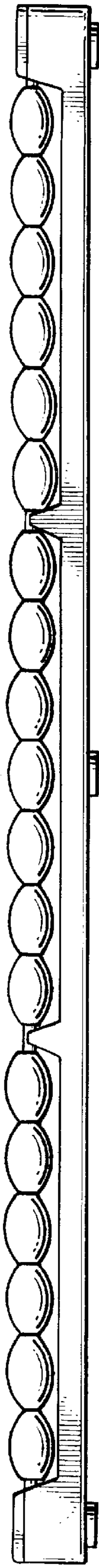
**1 Claim, 1 Drawing Sheet**



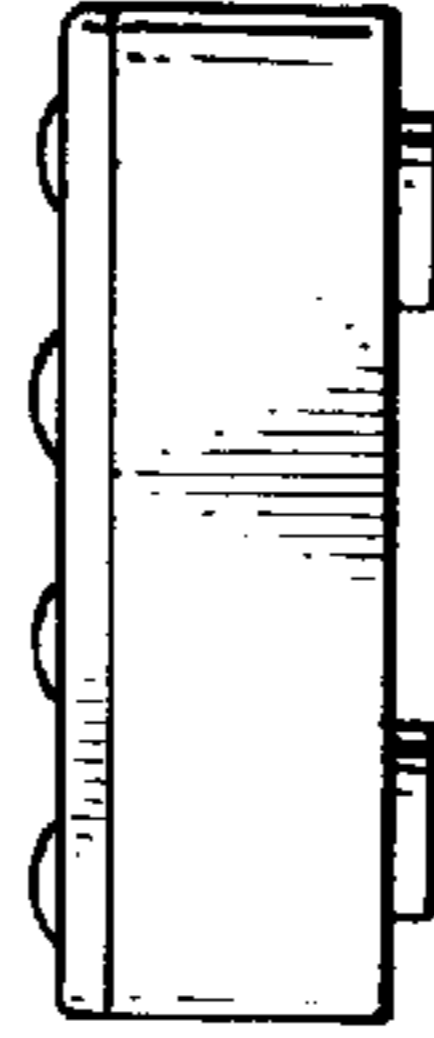
*Fig. 1.*



*Fig. 2.*



*Fig. 3.*



*Fig. 4.*

