



US00D404126S

United States Patent [19]
Asfora

[11] **Patent Number: Des. 404,126**

[45] **Date of Patent: **Jan. 12, 1999**

[54] **SURGICAL DRILL GUIDE**

[76] Inventor: **Wilson T. Asfora**, 1500 W. 22 st., Suite 101, Sioux Falls, S. Dak. 57105

[**] Term: **14 Years**

[21] Appl. No.: **80,849**

[22] Filed: **Dec. 1, 1997**

[51] **LOC (6) Cl.** **24-02**

[52] **U.S. Cl.** **D24/140**

[58] **Field of Search** D24/140, 146; 606/96, 98, 102, 53, 87, 89, 88; D10/64

[56] **References Cited**

U.S. PATENT DOCUMENTS

D. 354,810	1/1995	Nazre	D24/140
D. 357,534	4/1995	Hayes	D24/140
5,451,230	9/1995	Steinert	606/107
5,601,550	2/1997	Esser	606/964

Primary Examiner—Pamela Burgess
Attorney, Agent, or Firm—McHale & Slavin PA

[57] **CLAIM**

The ornamental design for a surgical drill guide, as shown and described.

DESCRIPTION

FIG. 1 is a front view of the surgical drill guide of the instant invention;
FIG. 2 is a right side view of the surgical drill guide of the present invention;
FIG. 3 is a left side view of the surgical drill guide of the present invention;
FIG. 4 is a top view of the surgical drill guide of the present invention;
FIG. 5 is a bottom view of the surgical drill guide of the present invention; and,
FIG. 6 is an enlarged fragmentary perspective view of the guide end thereof, for clarity of disclosure.

1 Claim, 2 Drawing Sheets

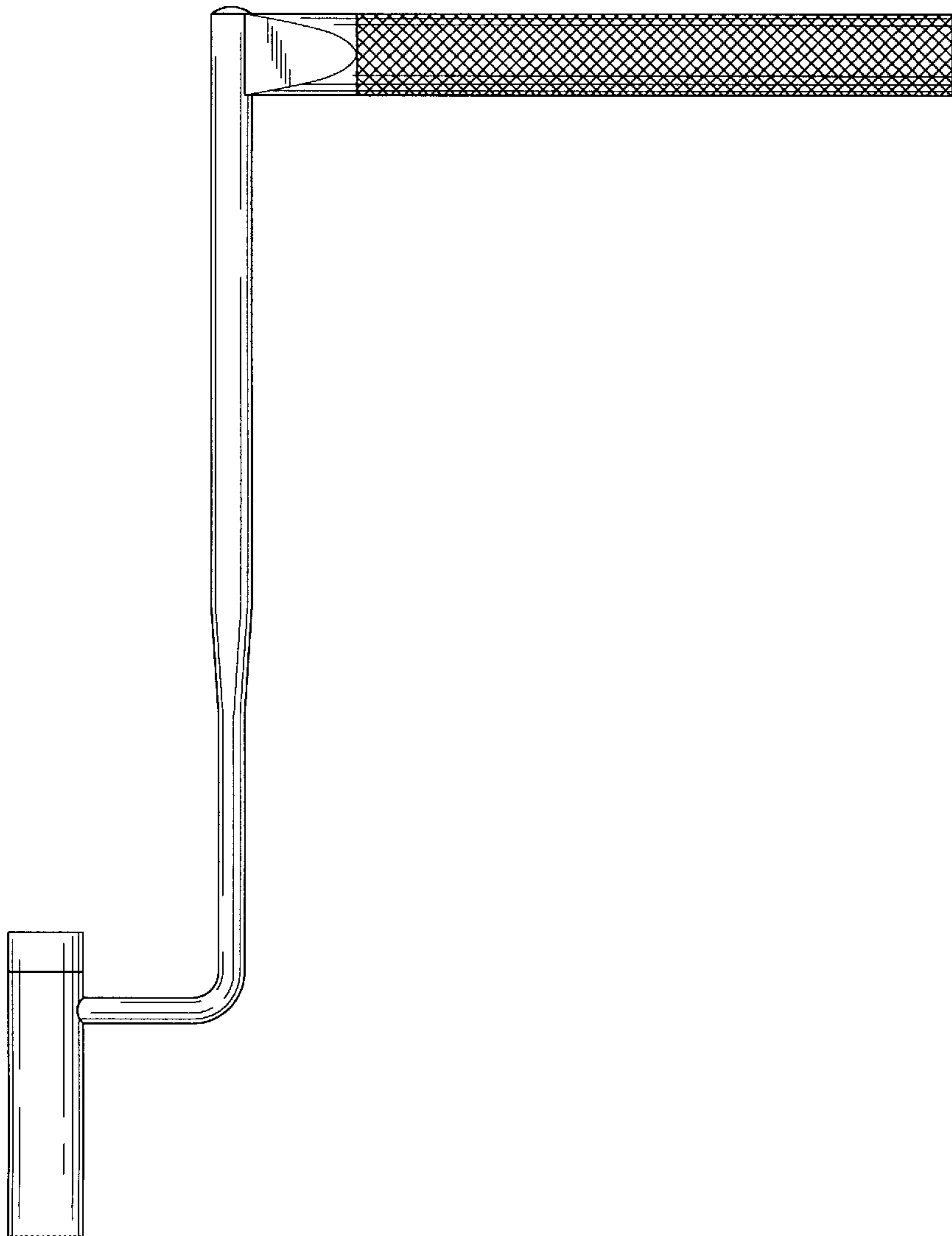


FIG. 4




FIG. 1

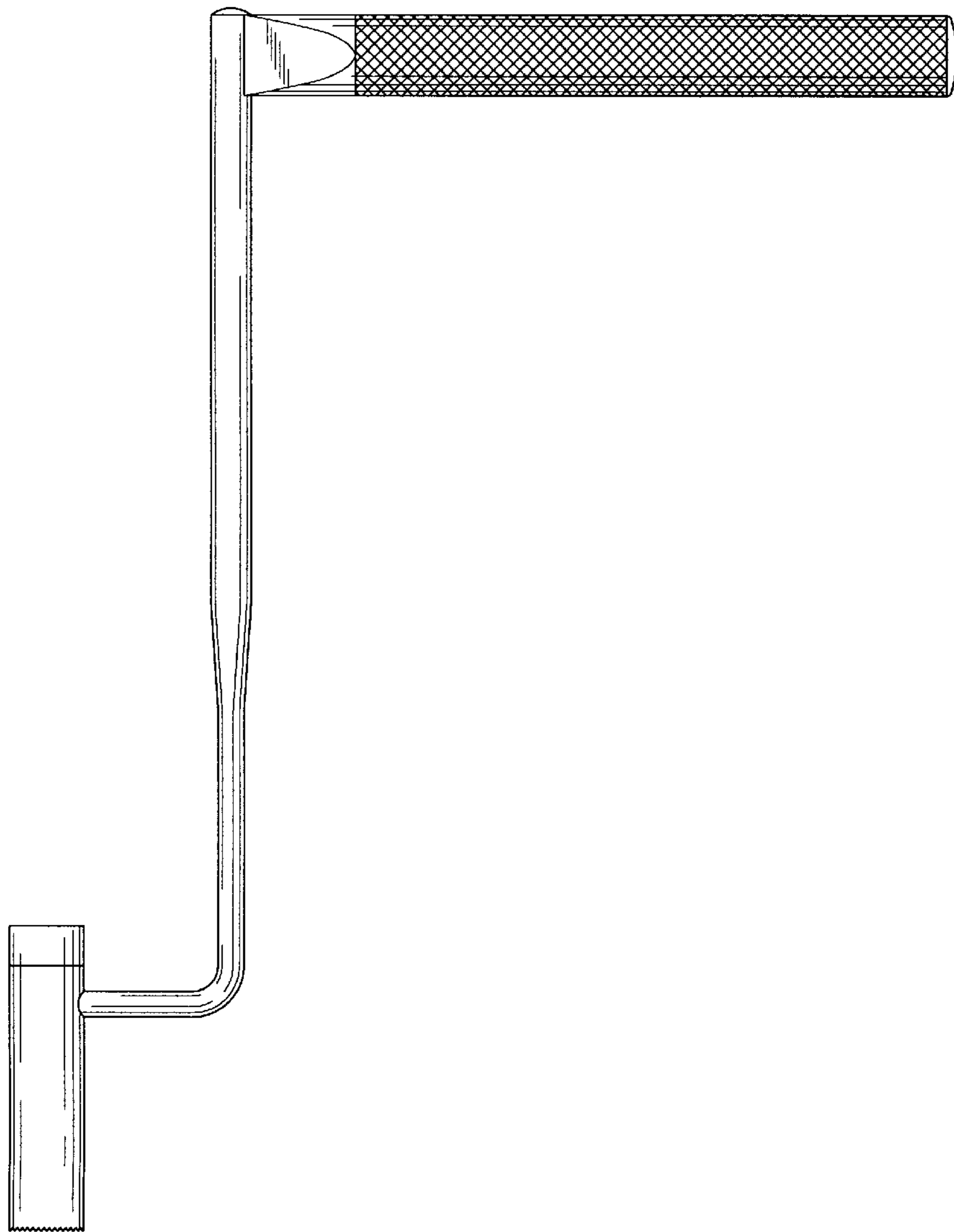


FIG. 5

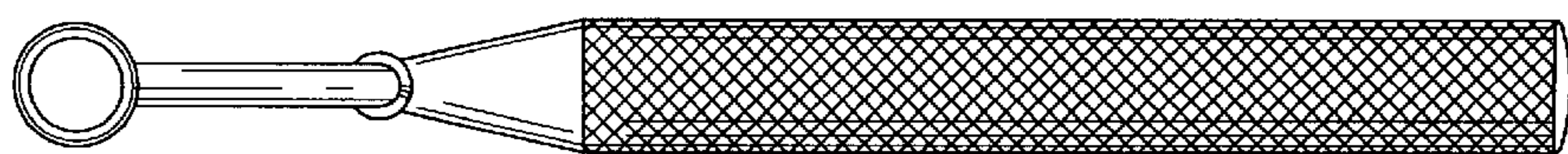


FIG. 2

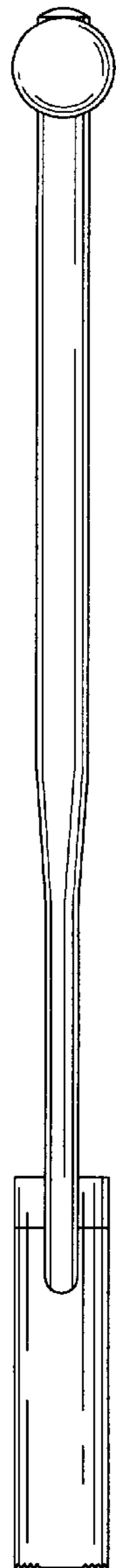


FIG. 3

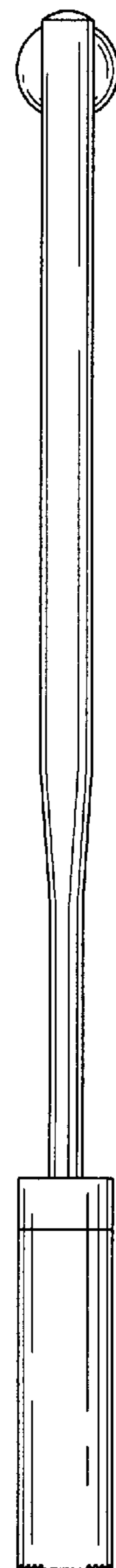


FIG. 6

