



US00D404106S

**United States Patent** [19]  
**Marshall**

[11] **Patent Number: Des. 404,106**

[45] **Date of Patent: \*\*Jan. 12, 1999**

[54] **LAMINATED STRIP FOR TRAPS**

[76] Inventor: **Darwin O. Marshall**, 11055 S. 76th Ave. West, Prairie City, Iowa 50228

[\*\*] Term: **14 Years**

[21] Appl. No.: **73,922**

[22] Filed: **Jul. 24, 1997**

[51] **LOC (6) Cl.** ..... **22-06**

[52] **U.S. Cl.** ..... **D22/119**

[58] **Field of Search** ..... D22/119, 122;  
43/85

[56] **References Cited**

**U.S. PATENT DOCUMENTS**

1,535,001	4/1925	Weisenburger et al.	43/85
3,161,984	12/1964	Martin	D22/119
3,167,880	2/1965	Counts	D22/119

**FOREIGN PATENT DOCUMENTS**

22784	3/1908	United Kingdom	43/85
321493	11/1929	United Kingdom	43/85

**OTHER PUBLICATIONS**

Blake & Lamb Spring Traps Cat., p. 3. Photographs (five (5)), Source and date of the Trap is unknown.

*Primary Examiner*—Doris V. Coles  
*Attorney, Agent, or Firm*—Henderson & Sturm

[57] **CLAIM**

The ornamental design for a laminated strip for traps, as shown and described.

**DESCRIPTION**

FIG. 1 is a perspective view of a laminated strip for traps, showing my new design;

FIG. 2 is a left side view thereof;

FIG. 3 is a right side view thereof;

FIG. 4 is a top plan view thereof;

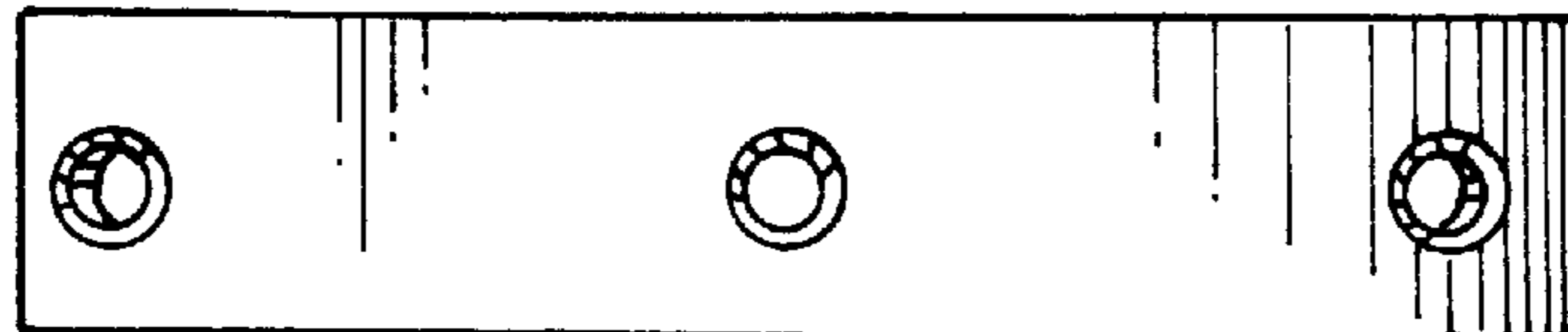
FIG. 5 is a bottom view thereof;

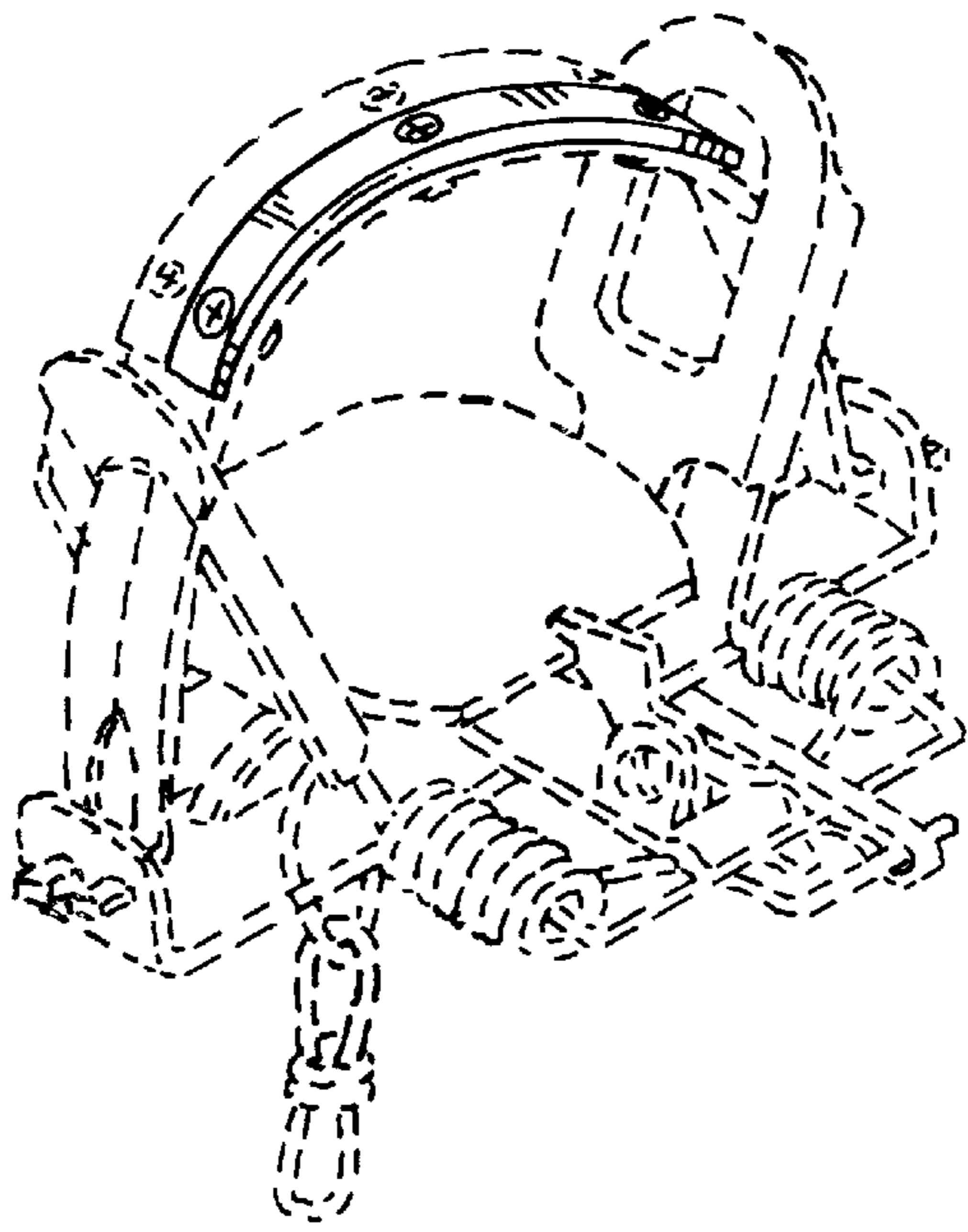
FIG. 6 is an end view thereof; and,

FIG. 7 is a view of the other end thereof.

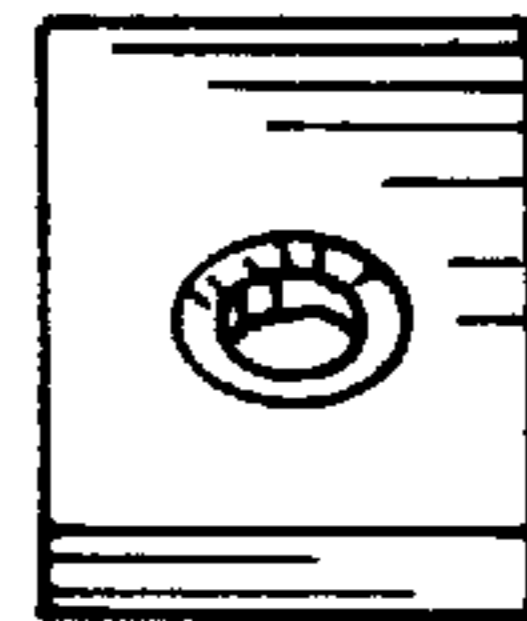
The broken line showing of environment in FIGS. 1 and 2 is for illustrative purposes only and forms no part of claimed design.

**1 Claim, 1 Drawing Sheet**

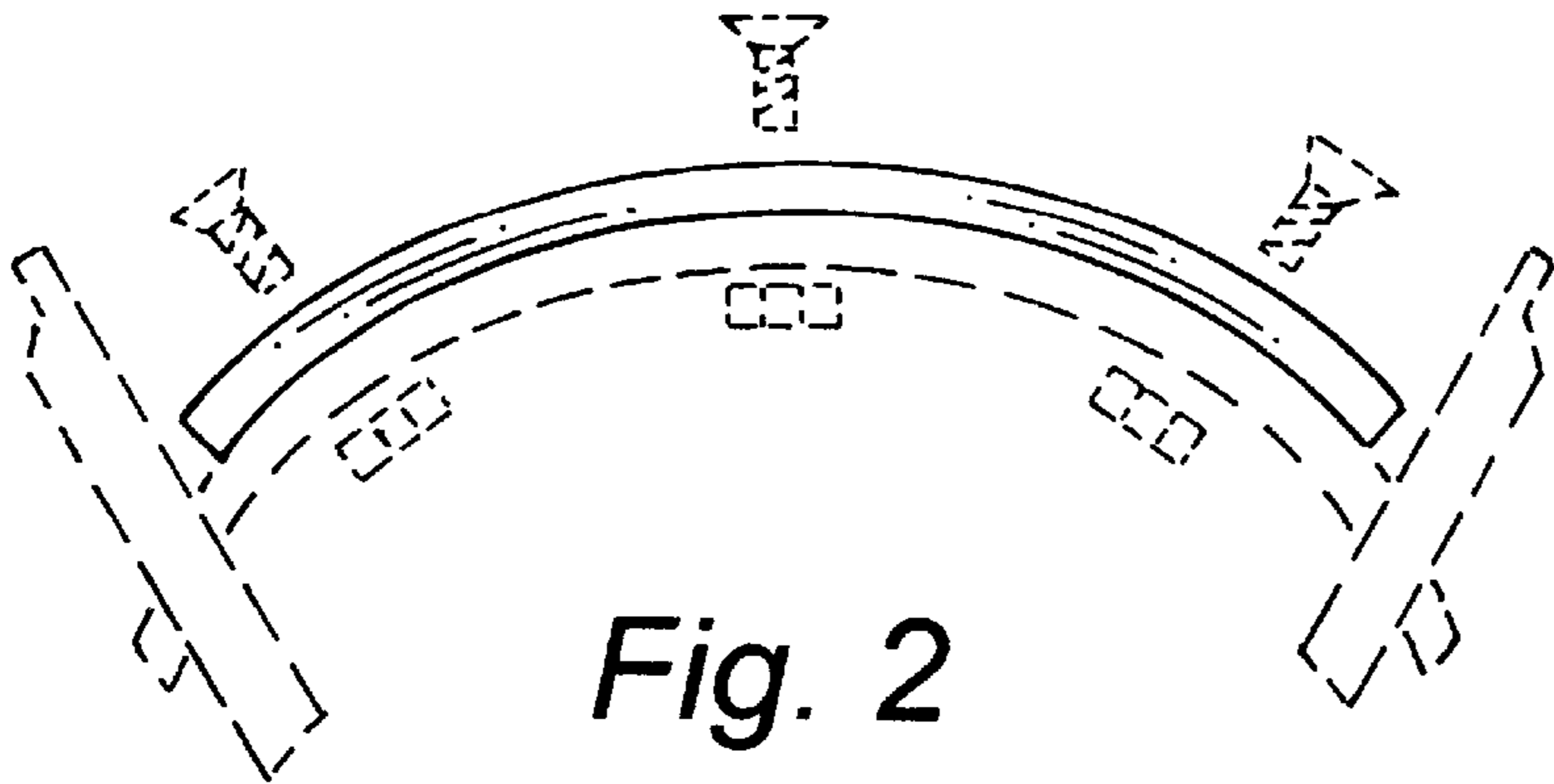




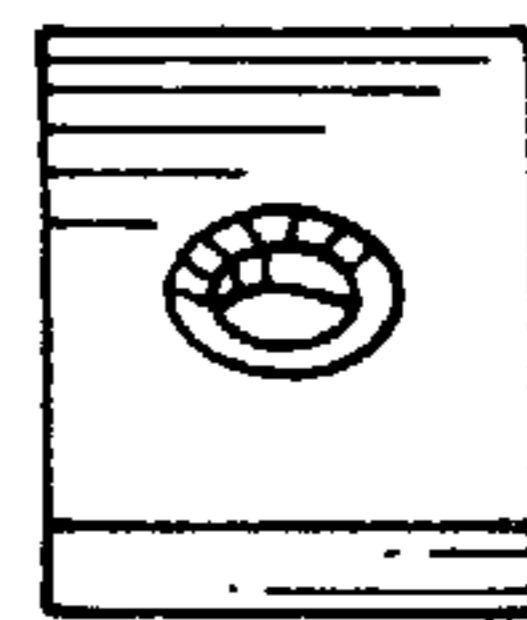
*Fig. 1*




*Fig. 6*



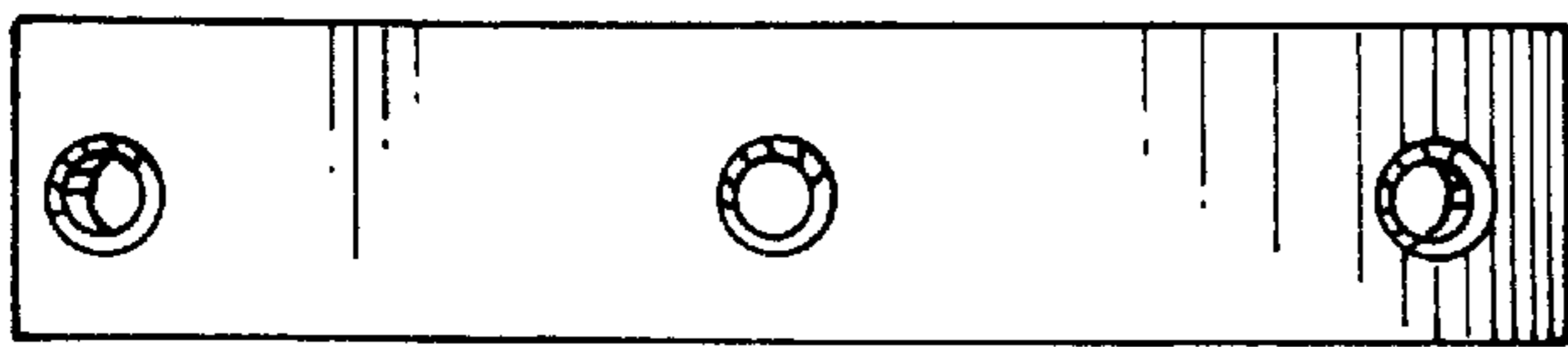
*Fig. 2*



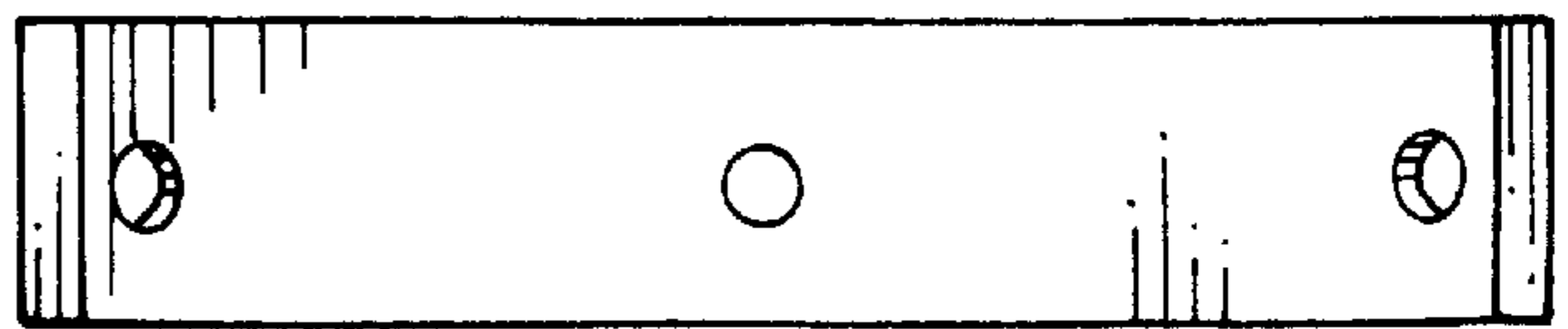
*Fig. 7*



*Fig. 3*



*Fig. 4*



*Fig. 5*