



US00D404098S

United States Patent [19]

Ishikawa et al.

[11] **Patent Number: Des. 404,098**

[45] **Date of Patent: **Jan. 12, 1999**

[54] **GOLF CLUB HEAD**

[75] Inventors: **Hiroshi Ishikawa**, Tokyo; **Tokuo Sato**, Hiroshima, both of Japan

[73] Assignee: **Ryobi Ltd.**, Hiroshima-ken, Japan

[**] Term: **14 Years**

[21] Appl. No.: **79,386**

[22] Filed: **Nov. 13, 1997**

[30] **Foreign Application Priority Data**

May 15, 1997 [JP] Japan 9-54099

[51] **LOC (6) Cl.** **21-02**

[52] **U.S. Cl.** **D21/733**

[58] **Field of Search** D21/733; 473/324, 473/327, 328, 345, 346

[56] **References Cited**

U.S. PATENT DOCUMENTS

D. 388,142 12/1997 Miller D21/733
4,139,196 2/1979 Riley 473/345

OTHER PUBLICATIONS

Catalog "Honma Club Catalog", pp. 9 & 10, Honma, (Apr. 1993).

Catalog "INT EST", INTS Corporation, (Mar. 1993).

Catalog "Golf Equipment Guide 1996", pp. 44, 45 & 69, Mizuo Corporation, (Jan. 1996).

Catalog "Golf Gear", p. 38, Bridgestone Sport Corporation, (Jan. 1997).

Golf Digest Magazine Article "Neutral Club", Golf Digest Corporation, (Aug. 21, 1997).

Primary Examiner—Ted Shooman

Assistant Examiner—Mitchell I. Siegel

Attorney, Agent, or Firm—Foley & Lardner

[57] **CLAIM**

The ornamental design for a golf club head, as shown and described.

DESCRIPTION

FIG. 1 is a top, left perspective view of a first embodiment of a golf club head showing my new design;

FIG. 2 is a bottom, right perspective view thereof;

FIG. 3 is a top plan view thereof;

FIG. 4 is a bottom plan view thereof;

FIG. 5 is a front elevational view thereof;

FIG. 6 is a rear elevational view thereof;

FIG. 7 is a left side elevational view thereof; and,

FIG. 8 is a right side elevational view thereof.

1 Claim, 4 Drawing Sheets



FIG. 1



FIG. 2




FIG. 3




FIG. 4




FIG. 5




FIG. 6

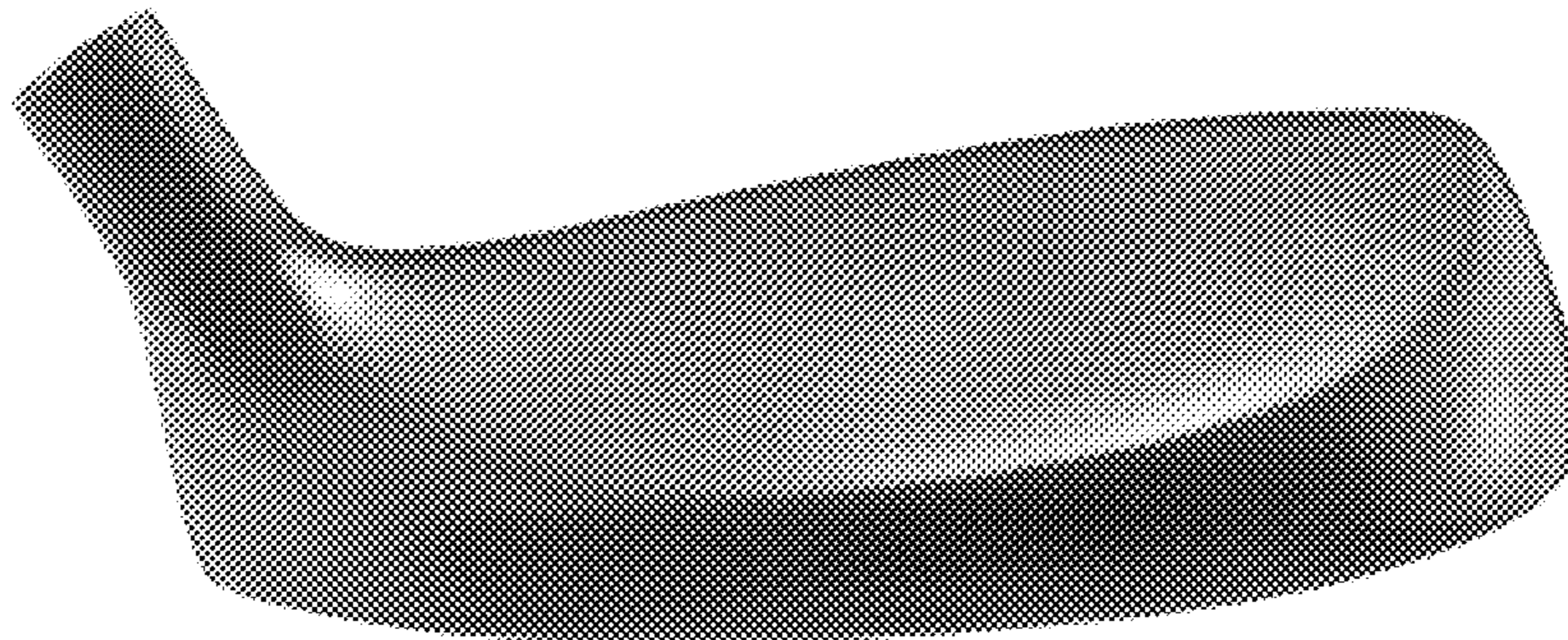


FIG. 7



FIG. 8

