



US00D404087S

United States Patent [19]

Larson

[11] **Patent Number: Des. 404,087**

[45] **Date of Patent: **Jan. 12, 1999**

[54] **TOY AUTOMOBILE**

[75] Inventor: **Grant Larson**, Ludwigsburg, Germany

[73] Assignee: **Dr. Ing. h.c.F. Porsche AG**, Weissach, Germany

[**] Term: **14 Years**

[21] Appl. No.: **64,954**

[22] Filed: **Jan. 15, 1997**

[30] Foreign Application Priority Data

Jul. 15, 1996 [XH] Hague Agreement DM/036978

[51] **LOC (6) Cl.** **21-01**

[52] **U.S. Cl.** **D21/433**

[58] **Field of Search** D21/71, 74-81, D21/128-130, 132, 134, 135, 136, 137, 424-435, 548-551; 446/160, 428, 447, 456, 465, 470; 280/1.13, 828, 87.021, 87.01, 47.11

[56] References Cited

U.S. PATENT DOCUMENTS

- D. 253,710 12/1979 Nakao et al. D21/78
- D. 264,234 5/1982 Nakao et al. D21/78
- D. 345,770 4/1994 Liu D21/76
- D. 352,741 11/1994 Nakai D21/76
- D. 374,256 10/1996 Golling D21/78
- 4,361,338 11/1982 Kuchenbecker et al. 280/828
- 4,714,261 12/1987 Kassai 280/87.021

FOREIGN PATENT DOCUMENTS

95 05 871.0 7/1995 Germany .

OTHER PUBLICATIONS

Road & Track, Sep. 1995, p. 81, the Aston Martin DB7 Volante.

Road & Track, Sep. 1995, p. 75, the Porsche Boxster.

Primary Examiner—Rapheal Barkai
Attorney, Agent, or Firm—Evenson, McKeown, Edwards & Lenahan, P.L.L.C.

[57] CLAIM

The ornamental design for a toy automobile, as shown and described.

DESCRIPTION

FIG. 1 is a right side view of a toy automobile according to my novel design;

FIG. 2 is a left side view of a toy automobile according to my novel design;

FIG. 3 is a rear view of a toy automobile according to my novel design;

FIG. 4 is a front view of a toy automobile according to my novel design;

FIG. 5 is a top view of a toy automobile according to my novel design;

FIG. 6 is a front-left perspective view of a toy automobile according to my novel design;

FIG. 7 is a front-right perspective view of a toy automobile according to my novel design;


FIG. 8 is a rear-left perspective view of a toy automobile according to my novel design;

FIG. 9 is a rear-right perspective view of a toy automobile according to my novel design;

FIG. 10 is a close up front perspective view of the console of a toy automobile according to my novel design; and,

FIG. 11 is a close up rear perspective view of the console of a toy automobile according to my novel design; wherein the bottom view is plain and unornamented.

1 Claim, 6 Drawing Sheets






FIGURE 1



FIGURE 2




FIGURE 3




FIGURE 4

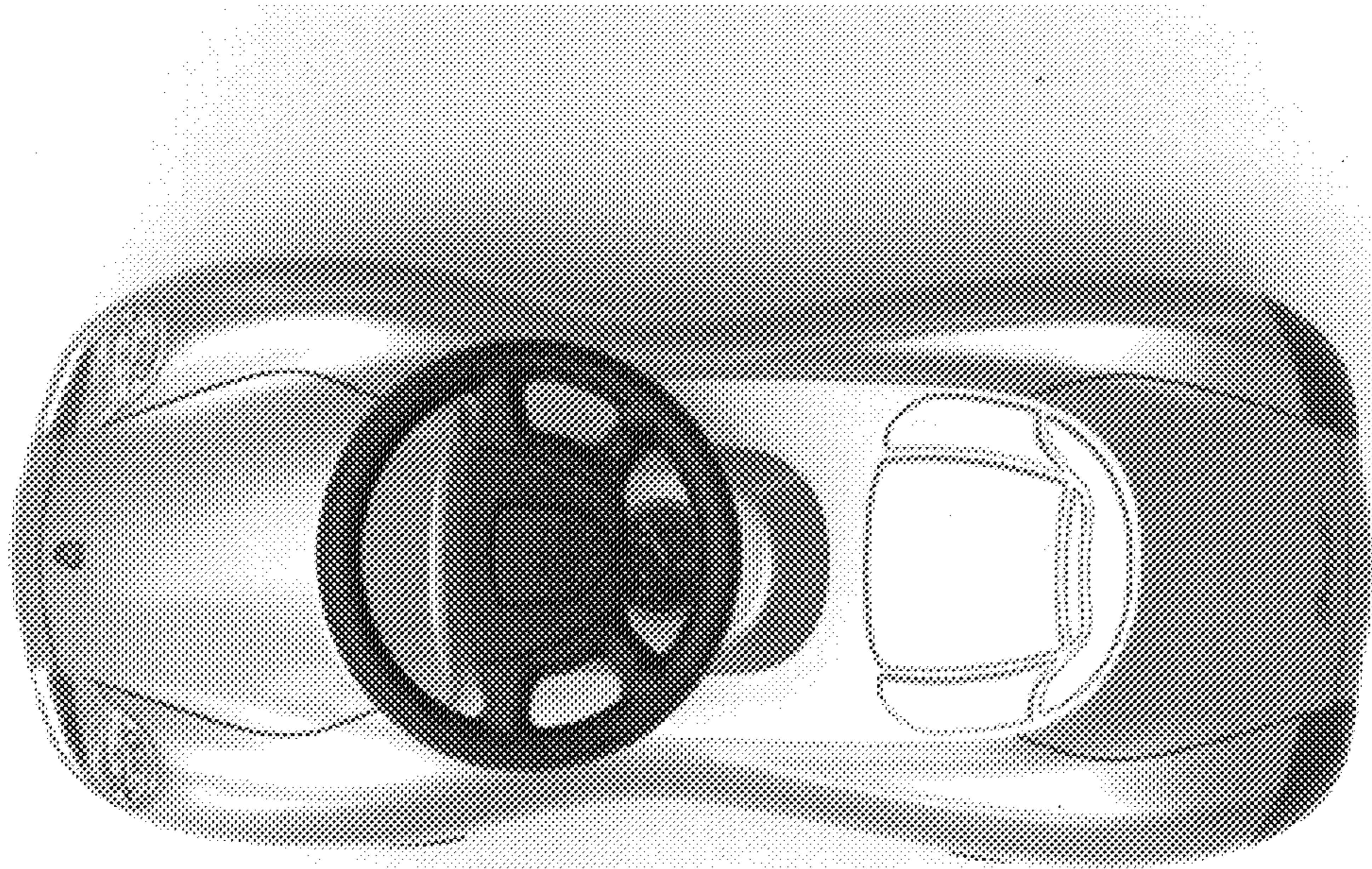


FIGURE 5




FIGURE 6




FIGURE 7




FIGURE 8




FIGURE 9

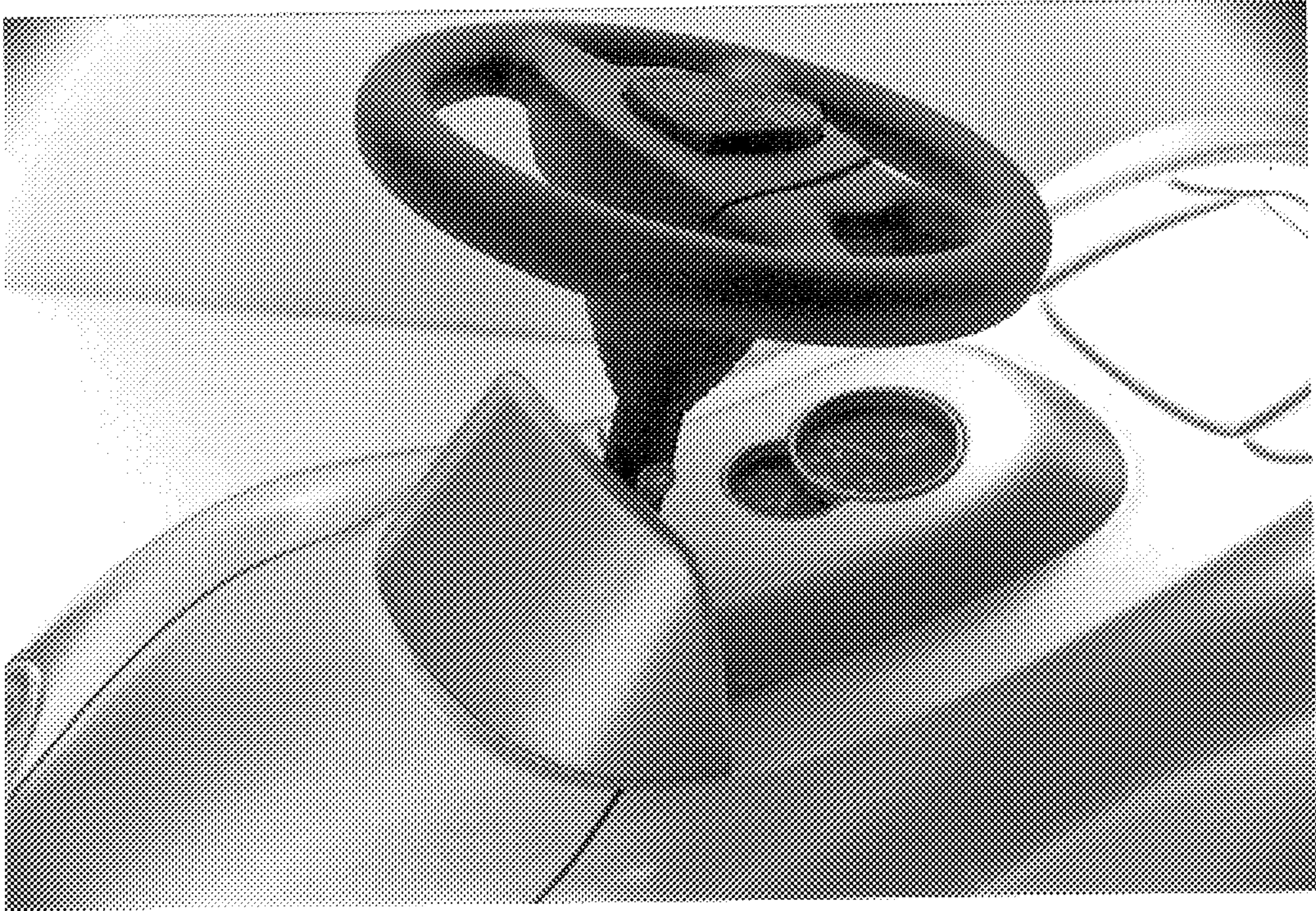


FIGURE 10



FIGURE 11