



US00D404071S

United States Patent [19] Shyu

[11] **Patent Number: Des. 404,071**

[45] **Date of Patent: **Jan. 12, 1999**

[54] **PAPER CLIP WITH HOOK END AND HAND SHAPE**

[76] Inventor: **Jenq-Pyng Shyu**, 26231 Carmel St., Laguna Hills, Calif. 92656

[**] Term: **14 Years**

[21] Appl. No.: **56,675**

[22] Filed: **Jul. 5, 1996**

Related U.S. Application Data

[63] Continuation-in-part of Ser. No. 378,958, Jan. 26, 1995.

[51] **LOC (6) Cl.** **19-02**

[52] **U.S. Cl.** **D19/65; D8/395; D19/86; D19/91**

[58] **Field of Search** D8/395, 370, 349, D8/394, 396; D19/65, 86, 90, 91, 99, 100; 24/67 R, 67.1-67.11, 545, 546, 547, 552, DIG. 8, DIG. 9, DIG. 10

[56] References Cited

U.S. PATENT DOCUMENTS

D. 010,320 11/1877 McGill D19/65
186,314 1/1877 Davis 24/546

D. 328,418 8/1992 Becklund D19/65 X
D. 348,902 7/1994 Beyer D19/65
2,947,047 8/1960 Guzell 24/67.9
4,184,233 1/1980 Jacobson 24/552
4,951,361 8/1990 Stephens, Jr. 24/546 X

FOREIGN PATENT DOCUMENTS

0121586 10/1926 Switzerland 24/547

Primary Examiner—Martie Thompson
Attorney, Agent, or Firm—Gene Scott—Patent Law & Venture Group

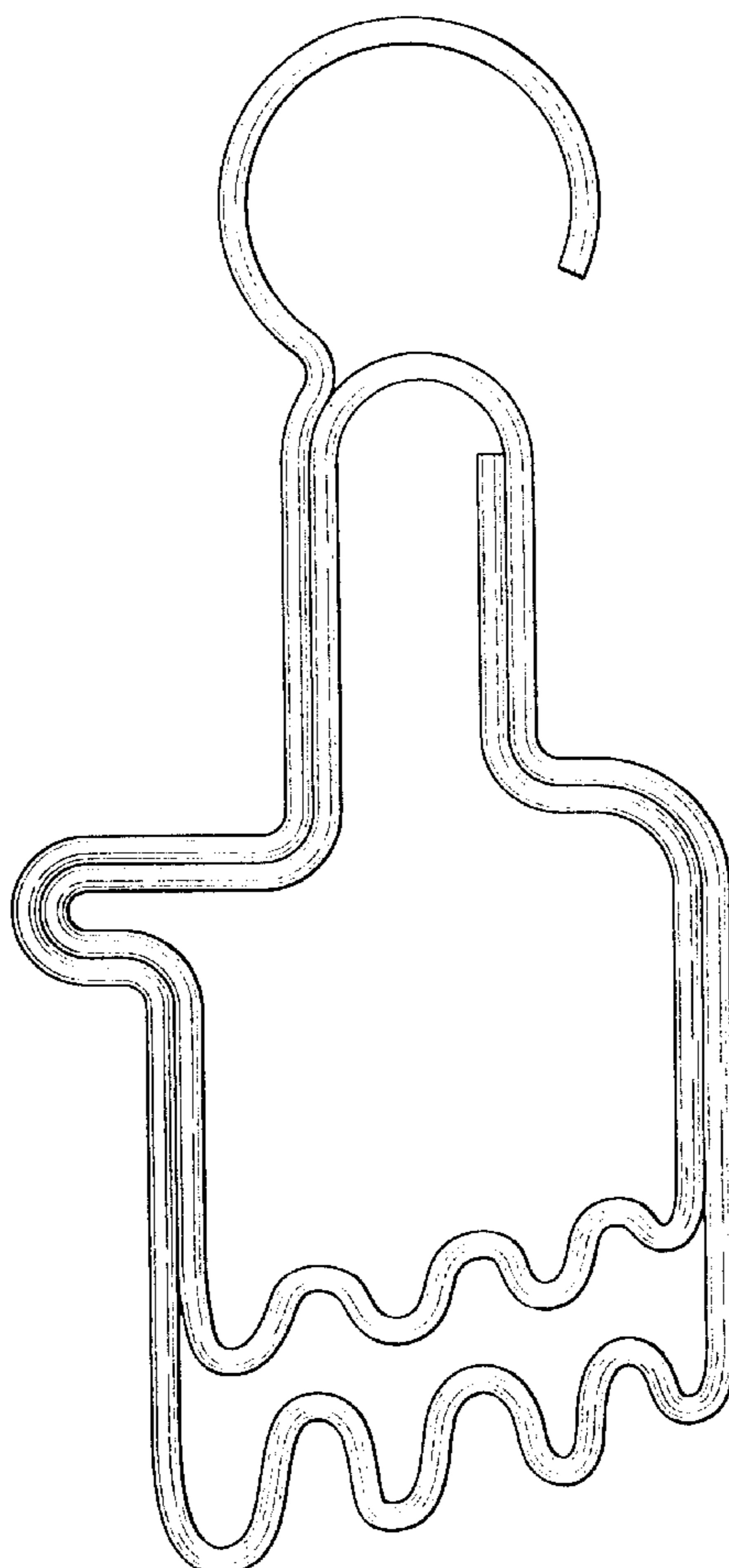
[57] CLAIM

The ornamental design for a paper clip with hook end and hand shape, as shown and described.

DESCRIPTION

FIG. 1 is a front elevational view of a paper clip with hook end and hand shape, showing my new design, the rear elevational view being a mirror image thereof; FIG. 2 is a left side elevational view thereof; FIG. 3 is a right side elevational view thereof; FIG. 4 is a top plan view thereof; and, FIG. 5 is a bottom plan view thereof.

1 Claim, 1 Drawing Sheet






FIG. 4



FIG. 2

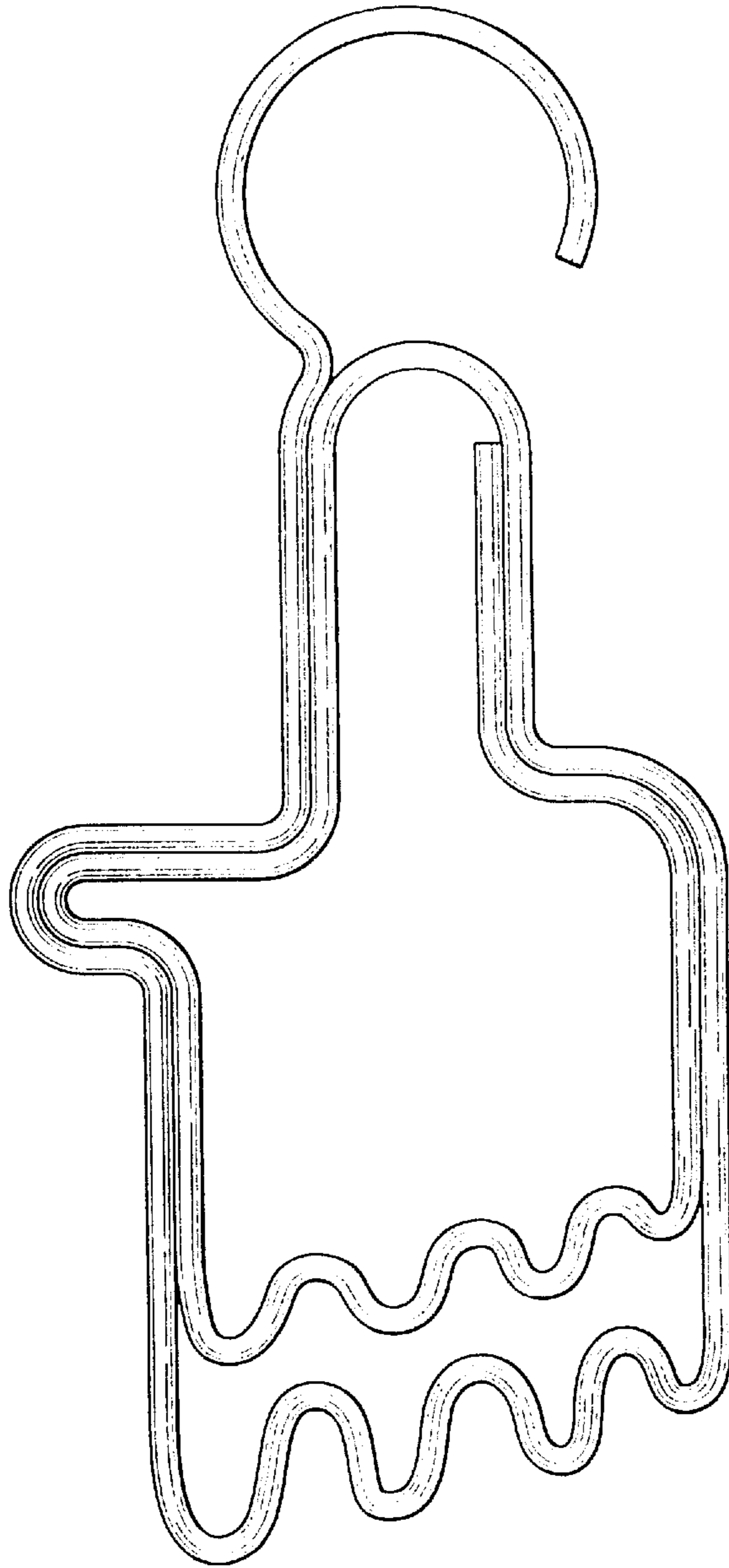


FIG. 1



FIG. 3



FIG. 5