



US00D404058S

United States Patent [19]

Honda

[11] Patent Number: Des. 404,058

[45] Date of Patent: **Jan. 12, 1999

[54] ELECTRONIC KEYBOARD MUSICAL INSTRUMENT

[75] Inventor: Takashi Honda, Shizuoka-ken, Japan

[73] Assignee: Yamaha Corporation, Japan

[**] Term: 14 Years

[21] Appl. No.: 33,508

[22] Filed: Jan. 13, 1995

[30] Foreign Application Priority Data

Jul. 15, 1994 [JP] Japan 6-21240

[51] LOC (6) Cl. 17-01

[52] U.S. Cl. D17/1

[58] Field of Search D14/1, 2, 5, 6, D14/7, 9; D21/64; 84/174-177, 423, 428, 644, 670, 713, 744, DIG. 3, DIG. 7

[56] References Cited

U.S. PATENT DOCUMENTS

D. 317,774	6/1991	Mizushima	D17/1
D. 320,033	9/1991	Hoshina	D17/1
D. 325,597	4/1992	Sakagami	D17/1
D. 325,924	5/1992	Yu	D17/5
D. 345,371	3/1994	Ito	D17/1
D. 345,755	4/1994	Igo et al.	D17/1
4,653,375	3/1987	Honda et al.	84/644

FOREIGN PATENT DOCUMENTS

3-264996 11/1991 Japan 84/644

OTHER PUBLICATIONS

Evans Catalog, 1987-1988 p. 311 (Casio Keyboard, Item 1).
 Music Trades, Feb. 1990 p. 117 (Kawai Keyboard).
 Japanese Design Reg. No. 845,972-1 issued Feb. 14, 1994.
 Japanese Design Reg. No. 897,990 issued Feb. 14, 1994.
 Japanese Design Reg. No. 898,674 issued Feb. 24, 1994.
 Japanese Design Reg. No. 898,673 issued Feb. 24, 1994.
 Japanese Design Reg. No. 898,674-1 issued Feb. 24, 1994.
 Japanese Design Reg. No. 898,673-1 issued Feb. 24, 1994.
 Japanese Design Reg. No. 908,708 issued Jul. 11, 1994.

Primary Examiner—Ted Shooman
 Assistant Examiner—Adir Aronovich
 Attorney, Agent, or Firm—Ostrolenk, Faber, Gerb & Soffen, LLP


[57] CLAIM

The ornamental design for electronic keyboard musical instrument, as shown.

DESCRIPTION

FIG. 1 is a top, front perspective view of an electronic keyboard musical instrument showing my new design;
 FIG. 2 is a top view thereof;
 FIG. 3 is a bottom view thereof;
 FIG. 4 is a front view thereof;
 FIG. 5 is the rear view thereof;
 FIG. 6 is a left side view thereof; and,
 FIG. 7 is a right side view thereof.

1 Claim, 6 Drawing Sheets






FIG. 1

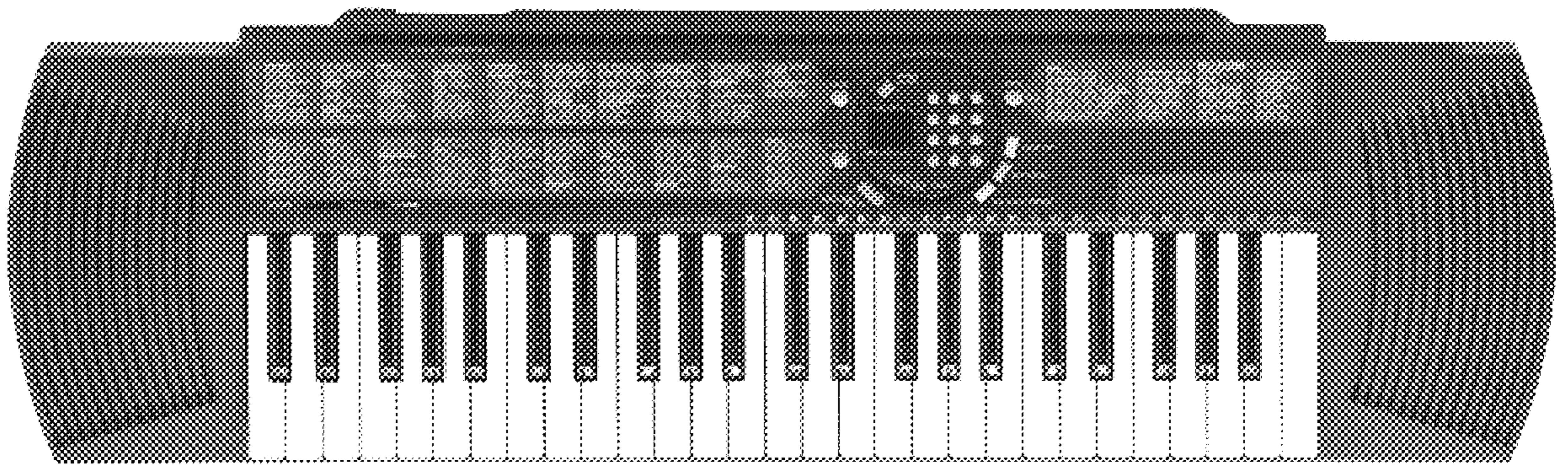


FIG. 2




FIG. 3

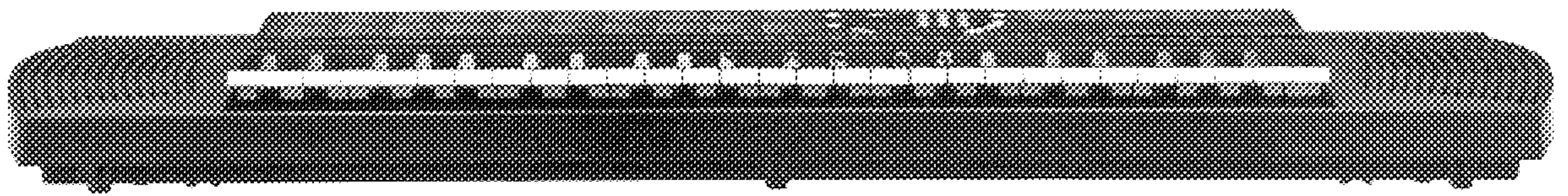


FIG. 4




FIG. 5




FIG. 6




FIG. 7