



US00D404057S

# United States Patent [19] Miura

[11] **Patent Number: Des. 404,057**

[45] **Date of Patent: \*\*Jan. 12, 1999**

[54] **ELECTRONIC KEYBOARD MUSICAL INSTRUMENT**

[75] Inventor: **Hidehiko Miura**, Shizuoka-ken, Japan

[73] Assignee: **Yamaha Corporation**, Japan

[\*\*] Term: **14 Years**

[21] Appl. No.: **33,479**

[22] Filed: **Jan. 13, 1995**

[30] **Foreign Application Priority Data**

Jul. 15, 1994 [JP] Japan ..... 6-21238

[51] **LOC (6) Cl.** ..... **17-01**

[52] **U.S. Cl.** ..... **D17/1; D17/5**

[58] **Field of Search** ..... **D17/1, 2, 5, 6, D17/7, 9; D21/64; 84/174-177, 423, 428, 644, 670, 719, 744, DIG. 3, DIG. 7**

[56] **References Cited**

**U.S. PATENT DOCUMENTS**

D. 325,213 4/1992 Mizushima ..... D17/1  
D. 325,924 5/1992 Yu ..... D17/1  
D. 346,617 5/1994 Oki ..... D17/1

**FOREIGN PATENT DOCUMENTS**

DM/027447 11/1992 Hague Agreement .  
3-203788 9/1991 Japan ..... 84/644

**OTHER PUBLICATIONS**

Japanese Design Reg. No. 845,972-1 issued Feb. 14, 1994.  
Japanese Design Reg. No. 897,990 issued Feb. 14, 1994.  
Japanese Design Reg. No. 898,674 issued Feb. 24, 1994.

Japanese Design Reg. No. 898,673 issued Feb. 24, 1994.

Japanese Design Reg. No. 898,674-1 issued Feb. 24, 1994.

Japanese Design. Reg. 898,673-1 issued Feb. 24, 1994.

Japanese Design Reg. No. 908,708 issued Jul. 11, 1994.

HFD, 1965 p. 72 (TYU-30 Fun Keyboard).

Tree Top Toys Catalog, (Item B).

Hong Kong Enterprise, Mar. 1989 p. 245 (Electronic Keyboard, Item 8503).

*Primary Examiner*—Ted Shooman

*Assistant Examiner*—Adir Aronovich

*Attorney, Agent, or Firm*—Ostrolenk, Faber, Gerb & Soffen, LLP

[57] **CLAIM**

The ornamental design for electronic keyboard musical instrument, as shown.

**DESCRIPTION**

FIG. 1 is a top, front perspective view of an electronic keyboard musical instrument showing my new design;

FIG. 2 is a top view thereof;

FIG. 3 is a bottom view thereof;

FIG. 4 is a front view thereof;

FIG. 5 is the rear view thereof;

FIG. 6 is a left side view thereof; and,

FIG. 7 is a right side view thereof.

**1 Claim, 6 Drawing Sheets**






FIG. 1

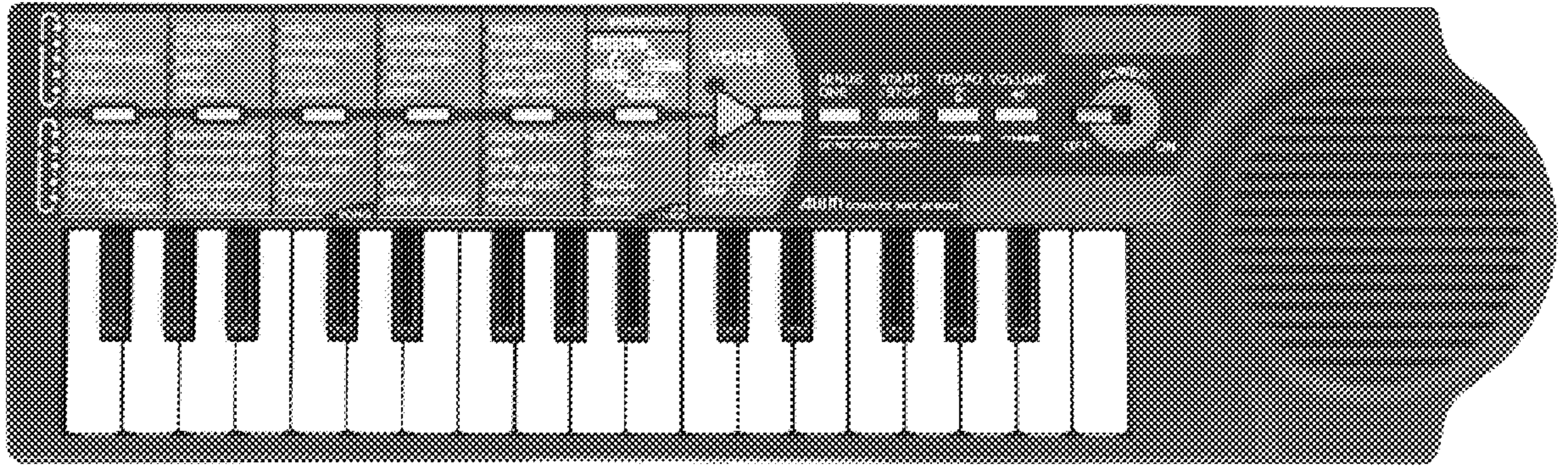


FIG. 2




FIG. 3

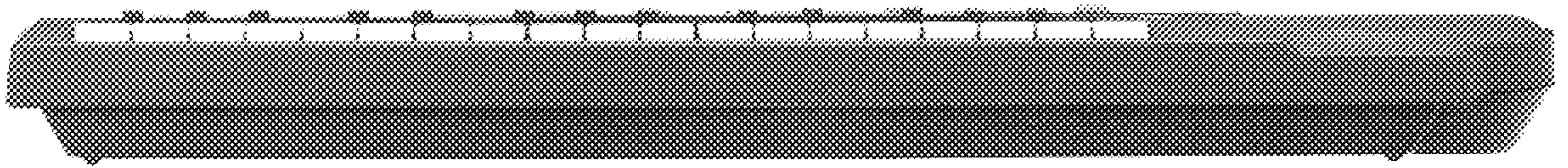


FIG. 4




FIG. 5




FIG. 6




FIG. 7