



US00D403990S

United States Patent [19]

Brady et al.

[11] **Patent Number: Des. 403,990**

[45] **Date of Patent: **Jan. 12, 1999**

[54] **SCOOTER BODY**

[75] Inventors: **Robert O. Brady**, Sarasota, Fla.;
Douglas B. Stevenson, Newport, R.I.;
Richard D. Moore, Fayetteville; **James D. Baldwin**, Smyrna, both of Ga.;
Peter S. Hughes, South Harwich, Mass.

[73] Assignee: **Vectrix Corporation**, Newport, R.I.

[**] Term: **14 Years**

[21] Appl. No.: **80,621**

[22] Filed: **Dec. 11, 1997**

[51] **LOC (6) Cl. 12-11**

[52] **U.S. Cl. D12/110**

[58] **Field of Search D12/110; 280/219, 280/220, 68.5**

[56] **References Cited**

U.S. PATENT DOCUMENTS

D. 289,988	5/1987	Ito	D12/110
D. 300,523	4/1989	Ito et al.	D12/110
D. 307,119	4/1990	Yeh	D12/110
D. 325,562	4/1992	Moyi et al.	D12/110

D. 341,341	11/1993	Nakurama et al.	D12/110
D. 361,741	8/1995	Sofue et al.	D12/110
4,557,345	12/1985	Hamane et al.	180/229
4,715,465	12/1987	Takahashi et al.	180/225
4,723,619	2/1988	Yamamoto et al.	180/219
5,613,569	3/1997	Sugioka et al.	180/685
5,647,450	7/1997	Ogawa et al.	180/220

Primary Examiner—Melody N. Brown
Attorney, Agent, or Firm—Pennie and Edmonds LLP

[57] **CLAIM**


The ornamental design for a scooter body, as shown and described.

DESCRIPTION

FIG. 1 is a perspective view of our new design for a scooter body;
FIG. 2 is a right side view thereof;
FIG. 3 is a left side view thereof;
FIG. 4 is a top view thereof;
FIG. 5 is a front view thereof; and,
FIG. 6 is a back view thereof.

The broken lines shown in all drawing view are for illustrative purposes only and form no part of the claimed design.

1 Claim, 4 Drawing Sheets






FIG. 1

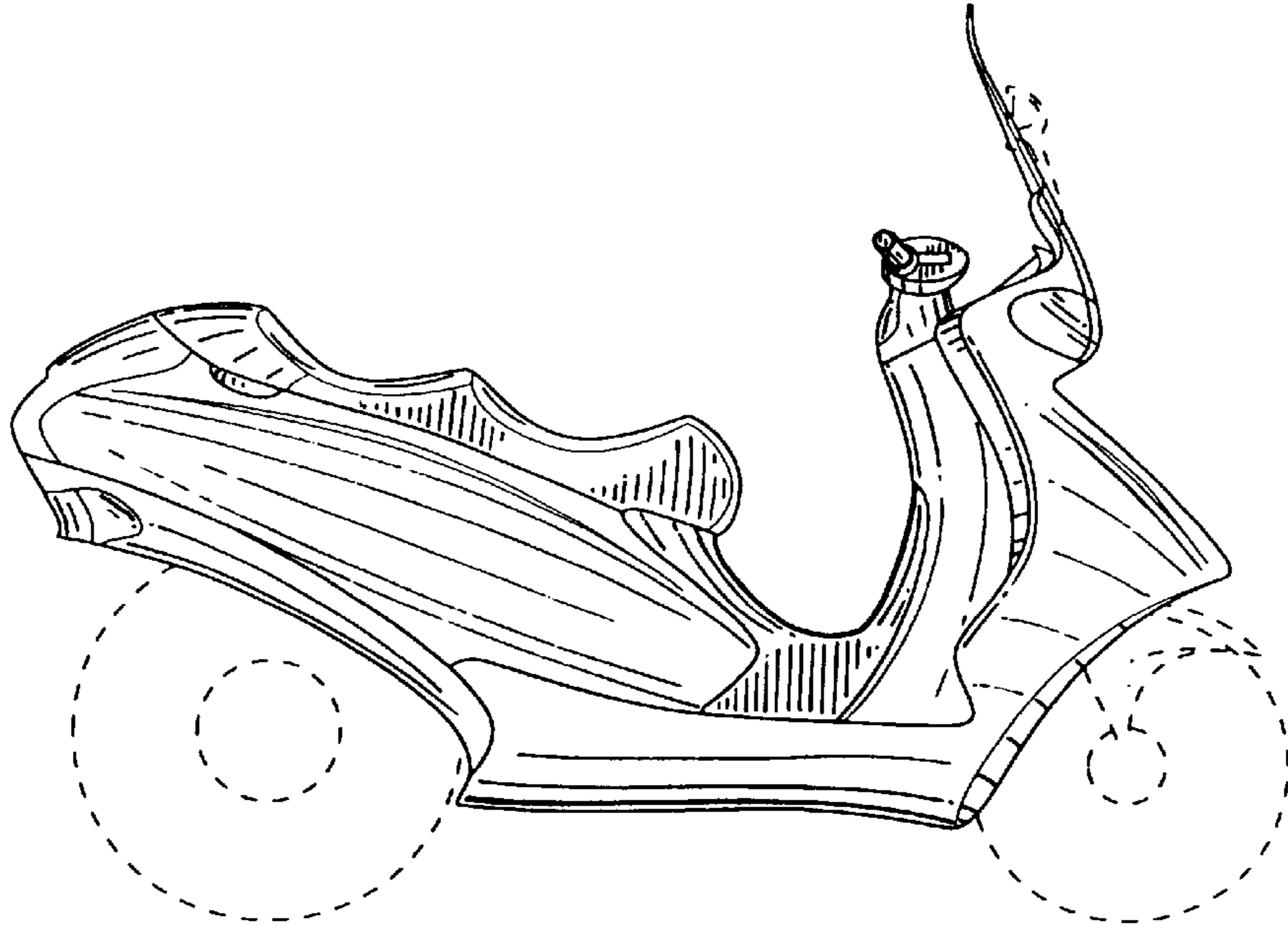


FIG. 2

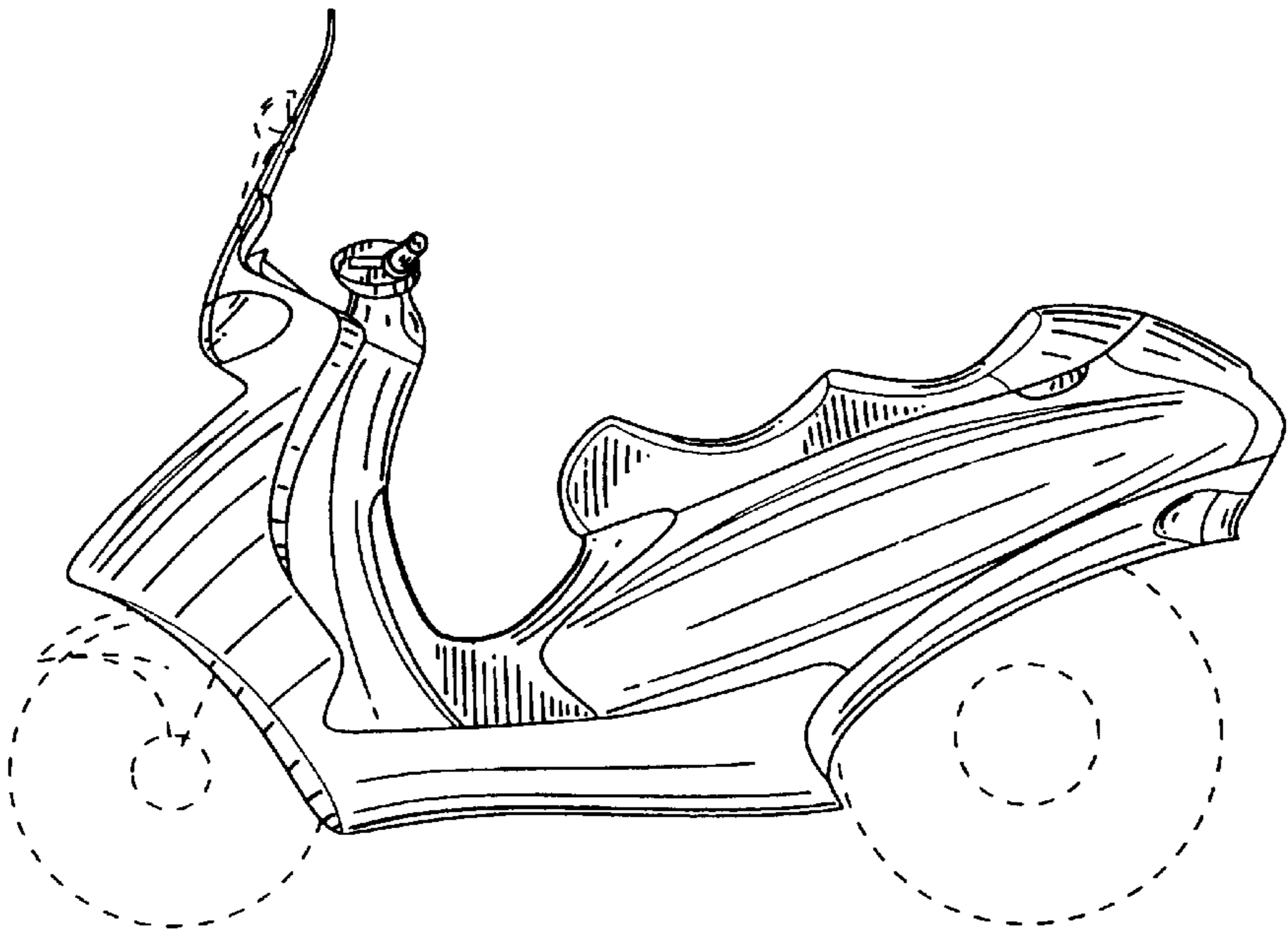


FIG. 3

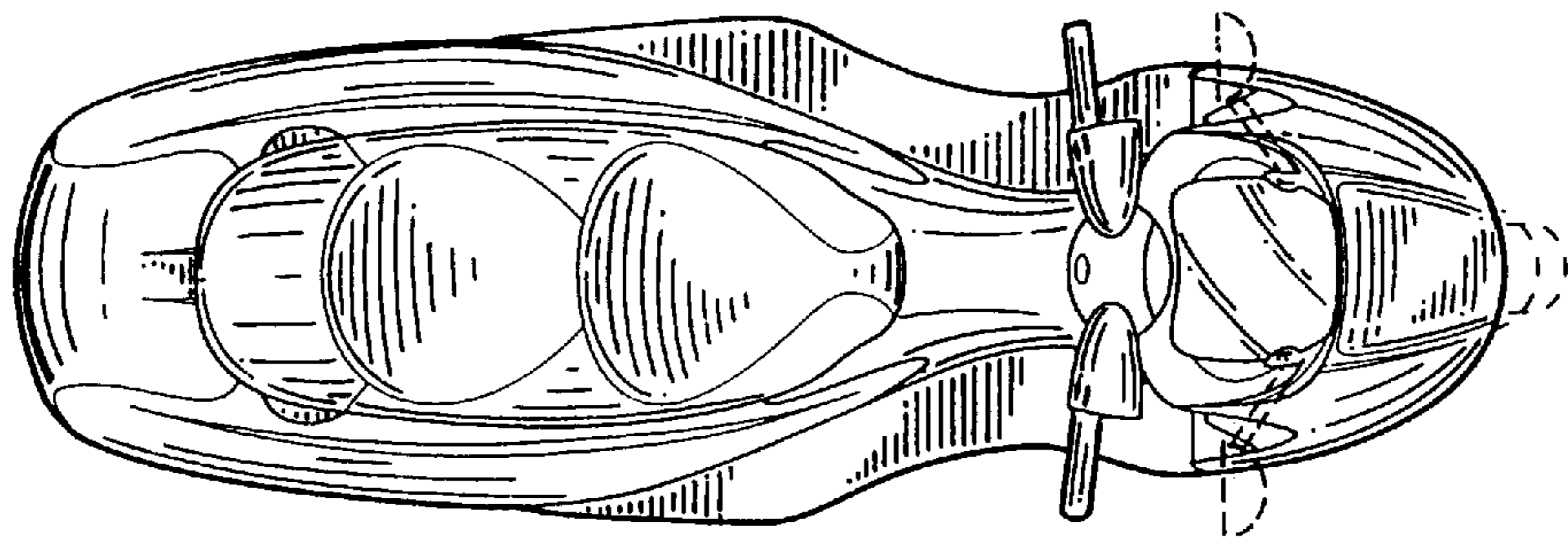


FIG. 4




FIG. 5

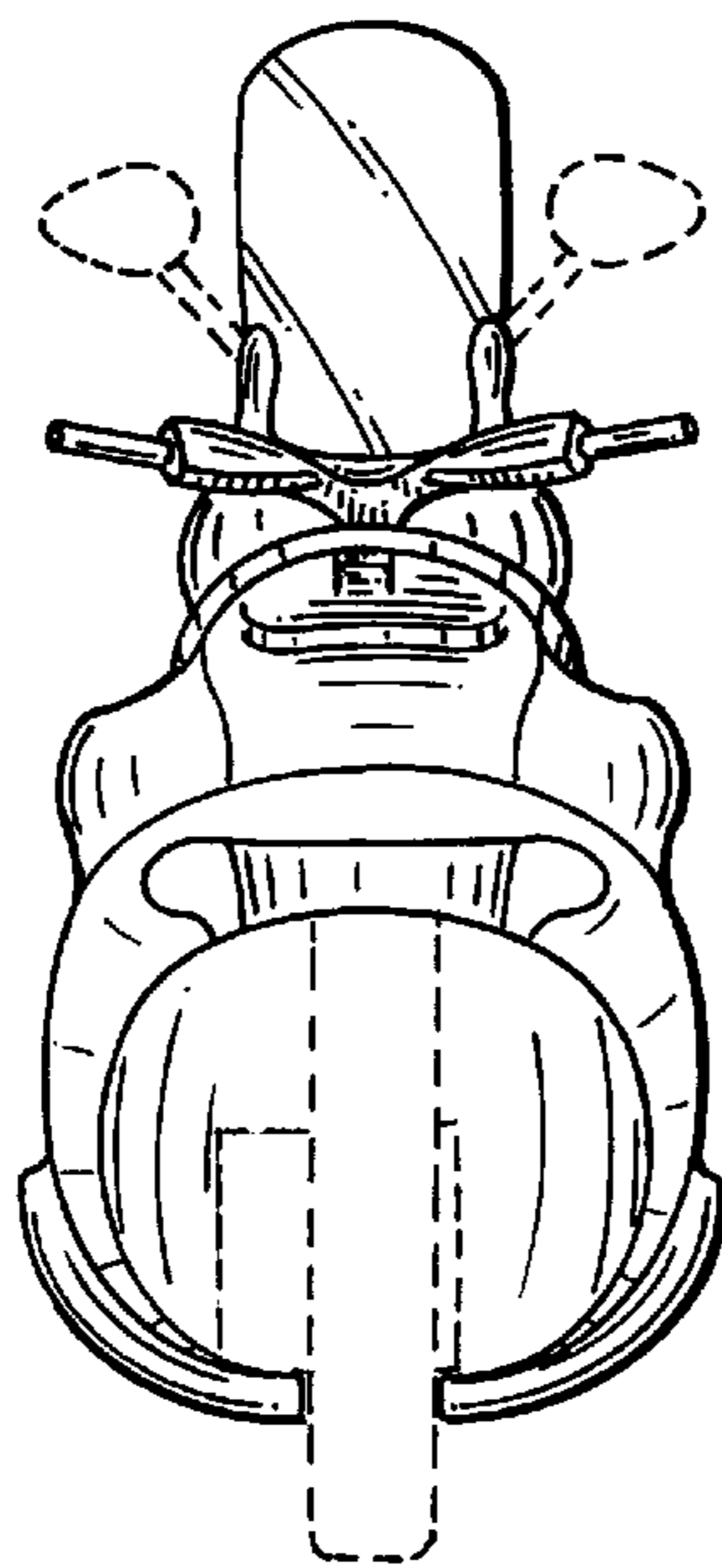


FIG. 6