



US00D403982S

United States Patent [19]

[11] **Patent Number: Des. 403,982**

Longsdorf et al.

[45] **Date of Patent: **Jan. 12, 1999**

[54] **ORNAMENTAL PLATE**

[75] Inventors: **Ronald Warren Longsdorf**, West Chester, Pa.; **Richard Dale Bankert**, Wilmington, Del.

[73] Assignee: **Franklin Mint Company**, Franklin Center, Pa.

[**] Term: **14 Years**

[21] Appl. No.: **73,666**

[22] Filed: **Jul. 22, 1997**

[51] **LOC (6) Cl. 11-02**

[52] **U.S. Cl. D11/132**

[58] **Field of Search D11/132; 428/13, 428/26, 912.2, 913.3; D6/300, 309, 470, 472**

- D. 264,452 5/1982 Crawford .
- D. 266,749 11/1982 Sun .
- D. 274,799 7/1984 Guest et al. .
- D. 276,961 1/1985 Kemper .
- D. 289,269 4/1987 Fleckenstein .
- D. 290,447 6/1987 Evans .
- D. 318,605 7/1991 Dudley .
- D. 322,540 12/1991 Levinson .
- D. 326,873 6/1992 Chang .
- D. 346,761 5/1994 Milam .
- D. 364,111 11/1995 Smolik .
- D. 367,560 3/1996 Kwan .
- D. 375,411 11/1996 Hawkins .
- 598,080 2/1898 Fish .

(List continued on next page.)

FOREIGN PATENT DOCUMENTS

- 42400 7/1977 Canada .
- 1335474 5/1995 Canada .
- 1155046 4/1958 France .
- 1204801 1/1960 France .

[56] **References Cited**

U.S. PATENT DOCUMENTS

- D. 11,936 8/1880 Davis .
- D. 13,973 6/1883 Brownell .
- D. 15,881 3/1885 Brownell .
- D. 17,065 1/1887 Pfitzner .
- D. 21,150 11/1891 Vandenburg .
- D. 43,306 12/1912 Greenburg .
- D. 53,002 2/1919 Dahl .
- D. 78,028 3/1929 Hurley .
- D. 85,168 9/1931 Cutler .
- D. 98,049 1/1936 Blow .
- D. 132,693 6/1942 Webb, Jr. .
- D. 132,980 7/1942 Robbins .
- D. 158,699 5/1950 Wasilevich .
- D. 215,204 9/1969 Rimm .
- D. 220,342 3/1971 Anderson .
- D. 221,234 7/1971 Anderson .
- D. 234,433 3/1975 Zivica .
- D. 246,839 1/1978 Campbell .
- D. 246,842 1/1978 Campbell .
- D. 247,229 2/1978 Campbell .
- D. 248,743 8/1978 Campbell .
- D. 253,814 1/1980 Hill .
- D. 257,266 10/1980 Curry et al. .
- 258,821 5/1882 Storck .

Primary Examiner—Dominic Simone
Attorney, Agent, or Firm—Seidel, Gonda, Lavorgna & Monaco, PC

[57] **CLAIM**

The design of an ornamental plate, as shown and described.

DESCRIPTION

FIG. 1 is an isometric view of an ornamental plate of our new design as seen from above;

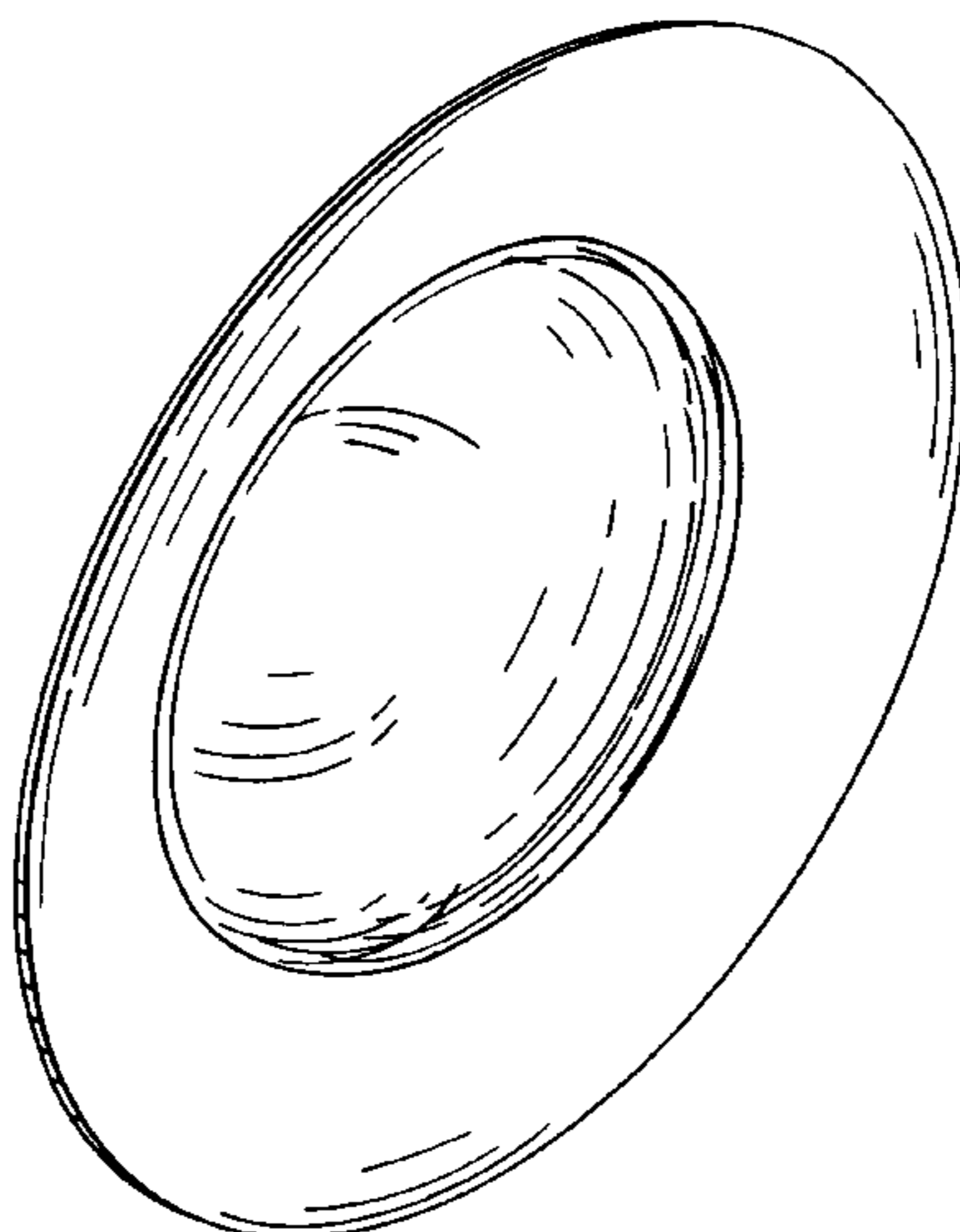
FIG. 2 is a front elevation of an ornamental plate showing our new design;

FIG. 3 is a rear elevation of an ornamental plate showing our new design;

FIG. 4 is a side elevation of an ornamental plate showing our new design; and,

FIG. 5 is a front elevation of an ornamental plate showing our new design having a figurine and an accumulation of particles within the transparent globe portion at the center of the plate; the figurine and accumulation of particles are shown by broken lines and do not form a part of the design.

1 Claim, 3 Drawing Sheets



U.S. PATENT DOCUMENTS

660,782	10/1900	Strompell .	4,205,481	6/1980	Tomson .
783,170	2/1905	Beach .	4,275,518	6/1981	Martin .
897,668	9/1908	Shoemaker .	4,521,982	6/1985	Altuchow .
1,253,803	1/1918	Felsenthal .	4,771,902	9/1988	Teng .
1,270,370	6/1918	Boning .	4,807,377	2/1989	Stuckel .
1,272,484	7/1918	McLaughlin .	4,817,311	4/1989	Ong .
1,853,902	4/1932	Kaplan .	4,852,283	8/1989	Teng .
2,183,426	12/1939	Hart .	4,961,276	10/1990	Lin .
2,361,423	10/1944	Snyder .	5,047,267	9/1991	Pantaleo et al. .
2,587,620	3/1952	Hormann .	5,057,344	10/1991	Mealey .
2,785,490	3/1957	Fabry .	5,104,699	4/1992	Pantaleo et al. .
3,692,382	9/1972	Cloutier .	5,105,940	4/1992	Chen .
3,715,823	2/1973	Brossard .	5,187,889	2/1993	Kraselsky et al. .
3,740,016	6/1973	Buescher .	5,256,457	10/1993	Pantaleo et al. .
3,818,623	6/1974	Wilton et al. .	5,258,209	11/1993	Bankert et al. .
3,822,494	7/1974	Zivica .	5,261,848	11/1993	Kaplan et al. .
3,949,506	4/1976	Benkowski .	5,272,604	12/1993	Lin .
4,014,122	3/1977	Woods .	5,301,444	4/1994	Horiuchi .
			5,406,728	4/1995	Willitts, Jr. .

FIG. 1




FIG. 2




FIG. 3

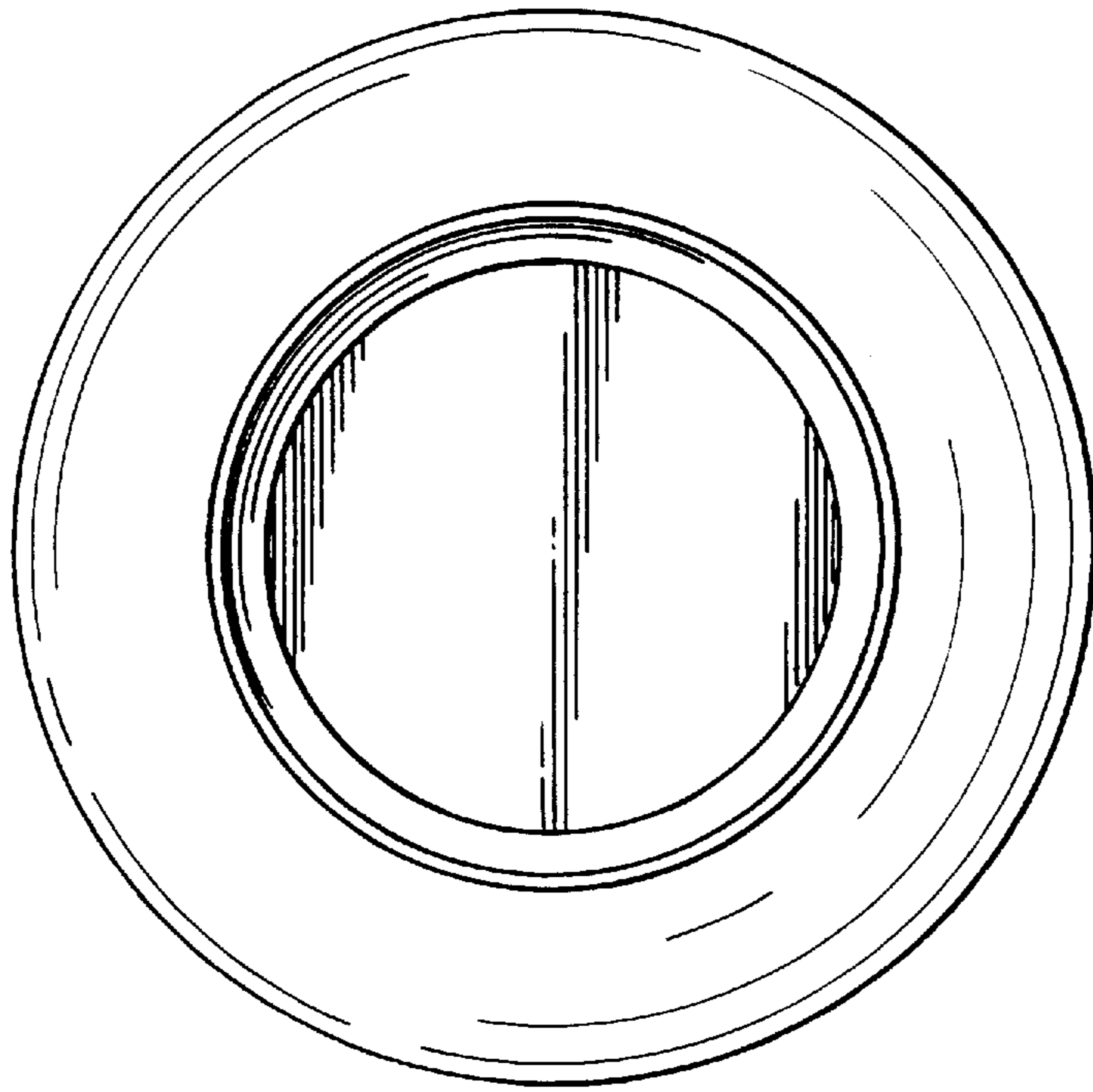


FIG. 4




FIG. 5

