



US00D403977S

United States Patent [19]

Kurata et al.

[11] **Patent Number: Des. 403,977**

[45] **Date of Patent: **Jan. 12, 1999**

[54] **SCALE**

D. 377,153 1/1997 Andrieu D10/92

[75] Inventors: **Soji Kurata**, Saitama-ken; **Hiroshi Kajimoto**, Tokyo, both of Japan

Primary Examiner—Antoine Duval Davis
Attorney, Agent, or Firm—Evenson, McKeown, Edwards & Lenahan, PLLC

[73] Assignee: **Tanita Corporation**, Tokyo, Japan

[**] Term: **14 Years**

[57] **CLAIM**

The ornamental design for a scale, as shown.

[21] Appl. No.: **72,765**

DESCRIPTION

[22] Filed: **Jun. 24, 1997**

[30] **Foreign Application Priority Data**

Dec. 26, 1996 [JP] Japan 8-39063

FIG. 1 is a top perspective view of the scale embodying our new design;

[51] **LOC (6) Cl.** **10-09**

FIG. 2 is a top plan view thereof;

[52] **U.S. Cl.** **D10/92**

FIG. 3 is a front elevational view thereof;

[58] **Field of Search** D10/92; 177/180–182,
177/238–245, DIG. 3

FIG. 4 is a rear elevational view thereof;

FIG. 5 is a left side elevational view thereof;

FIG. 6 is a right side elevational view thereof; and,

FIG. 7 is a bottom plan view thereof.

[56] **References Cited**

U.S. PATENT DOCUMENTS

D. 331,886 12/1992 Mattei D10/92

1 Claim, 2 Drawing Sheets




FIG.1




FIG.2




FIG.3




FIG.4



FIG.5




FIG.6




FIG.7

