



US00D403971S

# United States Patent [19] Walch

[11] **Patent Number: Des. 403,971**

[45] **Date of Patent: \*\*Jan. 12, 1999**

[54] **WRISTWATCH**

D. 361,281 8/1995 Roth ..... D10/32  
D. 392,902 3/1998 Mouawad ..... D10/30

[76] Inventor: **Christophe Walch**, St. Alban Rheinweg  
170, CH-4052 Basel, Switzerland

### OTHER PUBLICATIONS

[\*\*] Term: **14 Years**

*Swiss Watch Jewelry Journal*—Feb. 1977—p. 241—Watches  
at right.

[21] Appl. No.: **77,763**

*Primary Examiner*—Nelson C. Holtje  
*Attorney, Agent, or Firm*—Ladas & Parry

[22] Filed: **Oct. 9, 1997**

### [30] Foreign Application Priority Data

Apr. 10, 1997 [CH] Switzerland ..... 124053

### [57] CLAIM

The ornamental design for a wristwatch, as shown and  
described.

[51] **LOC (6) Cl.** ..... **10-02**

### DESCRIPTION

[52] **U.S. Cl.** ..... **D10/32; D10/39**

[58] **Field of Search** ..... D10/1-40, 122-132;  
D11/3-25; 63/1.1, 3, 5, 11; 368/276-277,  
280-282, 285

FIG. 1 is a perspective view from below of a wristwatch  
showing my new design;

FIG. 2 is a perspective view from above, thereof;

FIG. 3 is a top plan view thereof with the bracelet extended;  
and,

FIG. 4 is a bottom plan view thereof with the bracelet  
extended.

### [56] References Cited

#### U.S. PATENT DOCUMENTS

D. 252,858 9/1979 Perrin ..... D10/39  
D. 271,472 11/1983 Malamoud ..... D10/38

**1 Claim, 3 Drawing Sheets**




FIG. 1

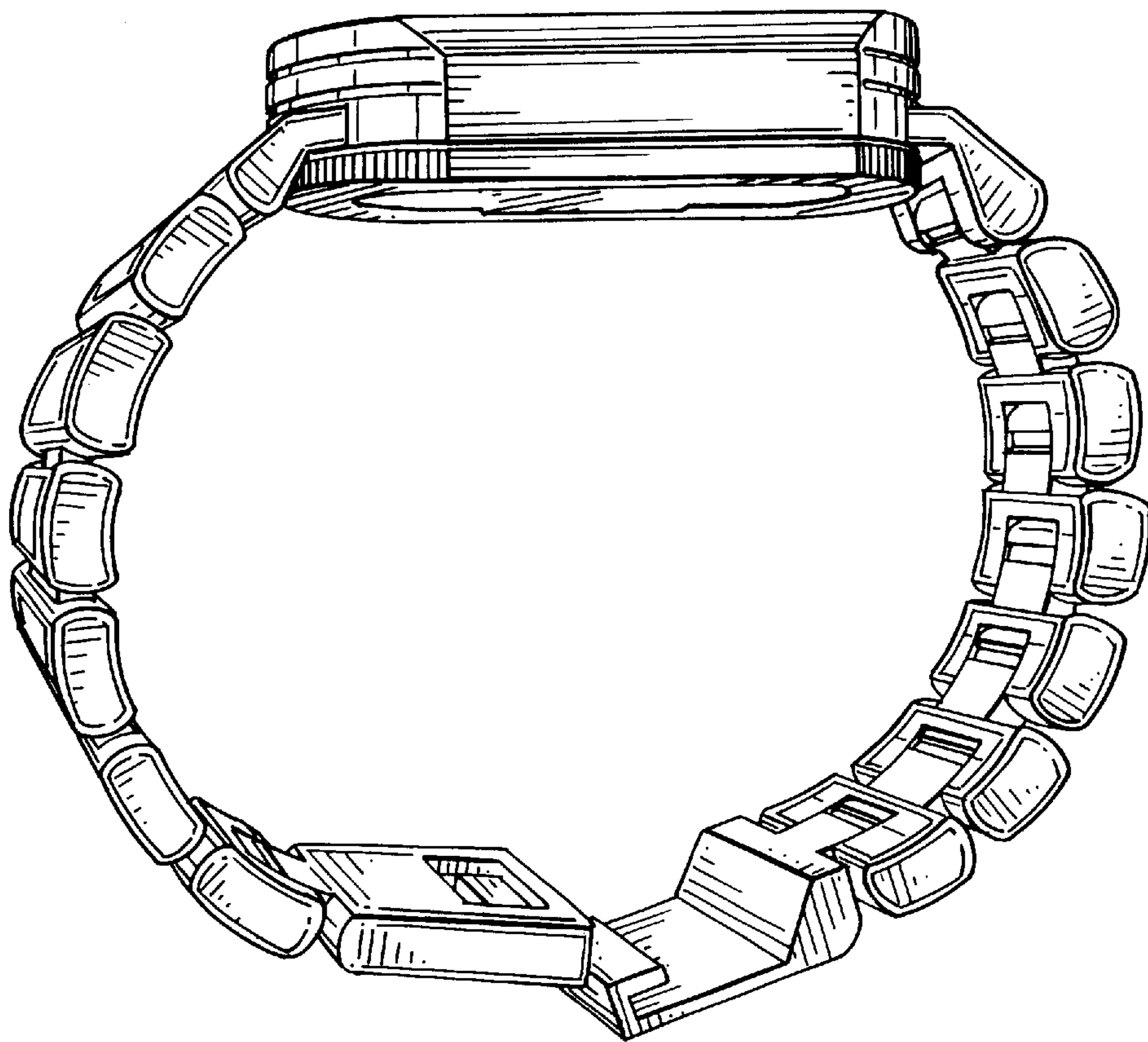



FIG. 2





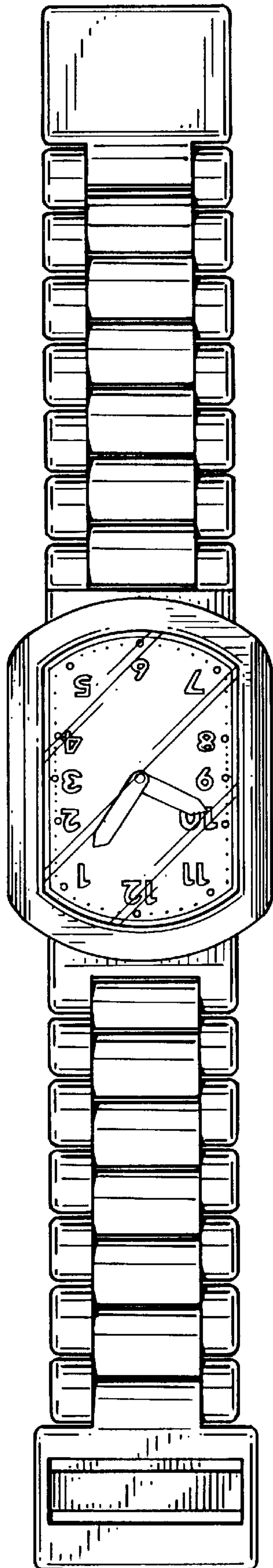


FIG. 3

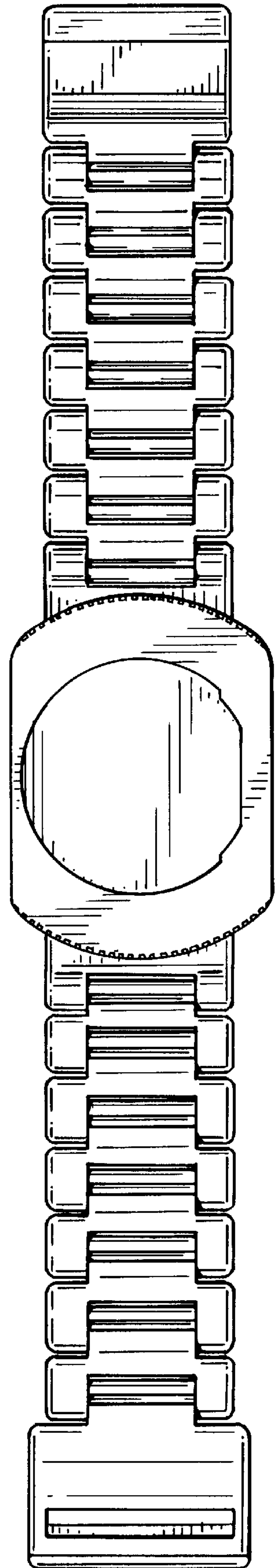


FIG. 4