



US00D403969S

United States Patent [19]
Rosler

[11] **Patent Number: Des. 403,969**
[45] **Date of Patent: **Jan. 12, 1999**

[54] **BOTTLE**

[75] **Inventor: Rolando B. Rosler, Sausalito, Calif.**

[73] **Assignee: Fountainhead Water Company, Inc., Marietta, Ga.**

[**] **Term: 14 Years**

[21] **Appl. No.: 75,712**

[22] **Filed: Jul. 16, 1997**

[51] **LOC (6) Cl. 09-01**

[52] **U.S. Cl. D9/556; D9/520**

[58] **Field of Search D9/556, 500, 503, D9/545, 555, 505, 569, 520; 215/382-384**

[56] **References Cited**

U.S. PATENT DOCUMENTS

- D. 28,634 5/1898 Schilling .
- D. 33,986 1/1901 Clark .
- D. 78,628 5/1929 Kart .
- D. 81,520 7/1930 Bromiley .
- D. 88,098 10/1932 Lehman .
- D. 100,323 7/1936 Fuerst .
- D. 102,910 1/1937 Lorenzen .
- D. 109,518 5/1938 Meier .
- D. 125,755 5/1941 D'Addario .
- D. 169,520 5/1953 Schwarz et al. .
- D. 195,652 7/1963 Sterges .
- D. 197,919 4/1964 Ruyon .
- D. 208,115 7/1967 Carlton .
- D. 217,847 6/1970 Jenkins et al. .
- D. 223,143 3/1972 Becker .
- D. 226,304 2/1973 Weckman D9/556
- D. 232,915 9/1974 Becker .
- D. 259,920 7/1981 Honeos .
- D. 268,736 4/1983 Kleckauskas .
- D. 282,629 2/1986 Stafford .
- D. 306,260 2/1990 Daucourt .
- D. 306,827 3/1990 Metaxa .

- D. 329,385 9/1992 Guedes .
- D. 340,646 10/1993 JeanJean .
- D. 346,330 4/1994 Hall .
- D. 350,901 9/1994 Pellew-Harvey .
- D. 351,102 10/1994 Olivares et al. .
- D. 353,771 12/1994 Klitsner .
- D. 355,357 2/1995 Ledowsky .
- D. 368,035 3/1996 Ahern, Jr. .
- D. 369,551 5/1996 MacLean et al. .
- 3,881,621 5/1975 Adomaitis D9/500

OTHER PUBLICATIONS

Packaging Review, Jul. 1981, p. 21, "Slimsta" beverage bottle.

Primary Examiner—Lucy Lieberman
Attorney, Agent, or Firm—Ohlandt, Greeley, Ruggiero & Perle

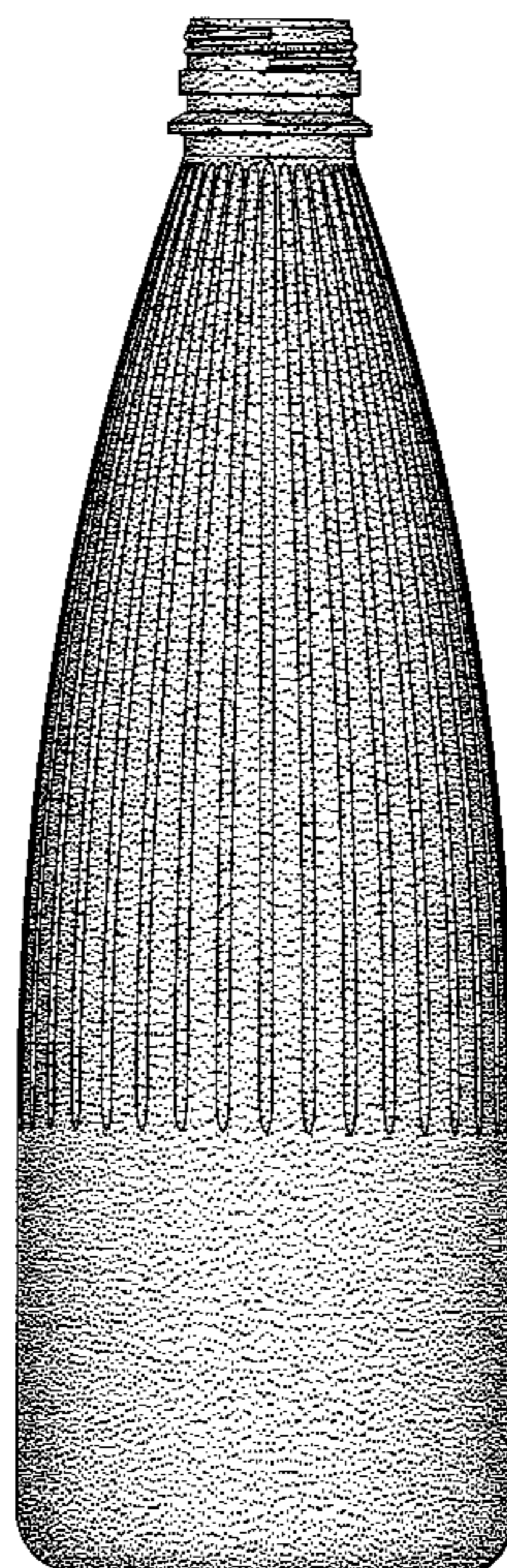
[57] **CLAIM**

The ornamental design for the bottle, as shown and described.

DESCRIPTION

FIG. 1 is a first perspective view of a bottle showing my new design, with an optional cap indicated by the phantom lines; FIG. 2 is a front view of the bottle of FIG. 1; FIG. 3 is a back view of the bottle of FIG. 1, taken from an angle opposite that of FIG. 2; FIG. 4 is a side elevation as seen from the right side of FIG. 2; FIG. 5 is a side elevation as seen from the left side of FIG. 2; FIG. 6 is a top view of the bottle of FIG. 1; and, FIG. 7 is a bottom view of the bottle of FIG. 1. The broken lines showing the cap in FIG. 1 are for illustrative purposes only and do not form part of the claimed design.

1 Claim, 6 Drawing Sheets






FIG. 1

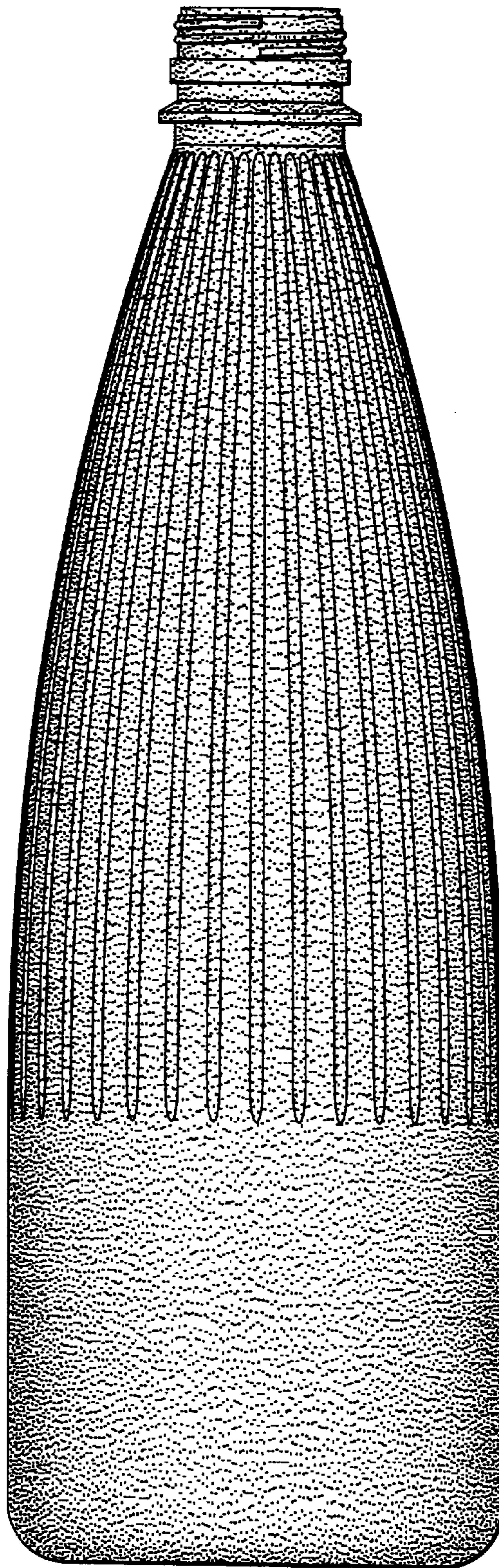


FIG. 2

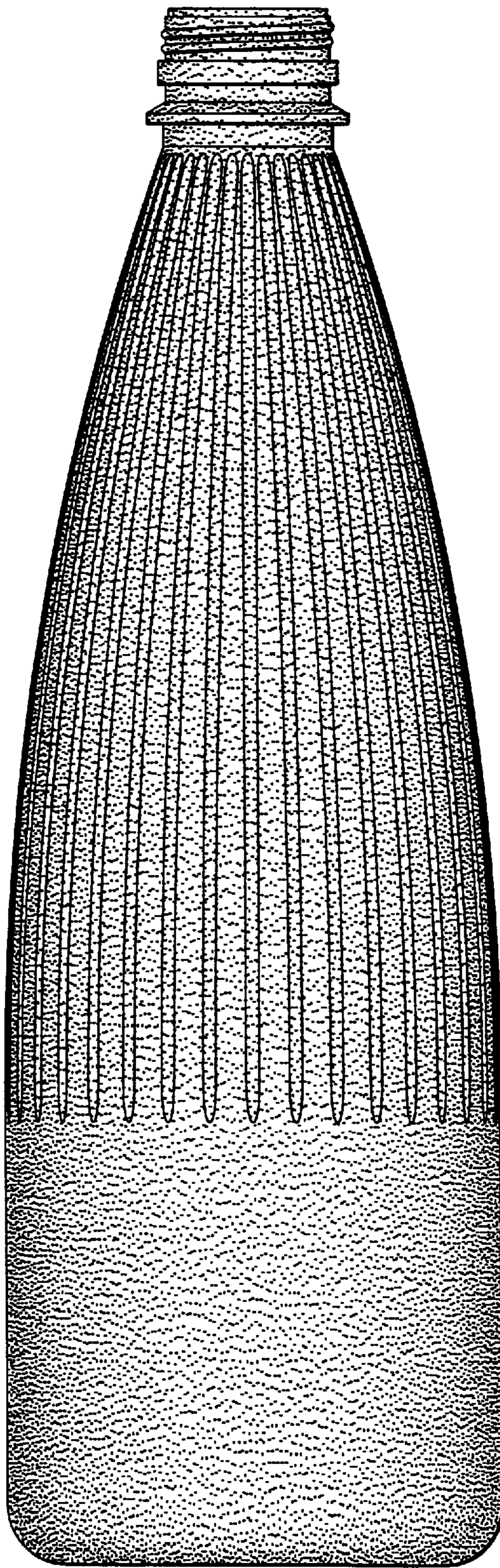


FIG. 3

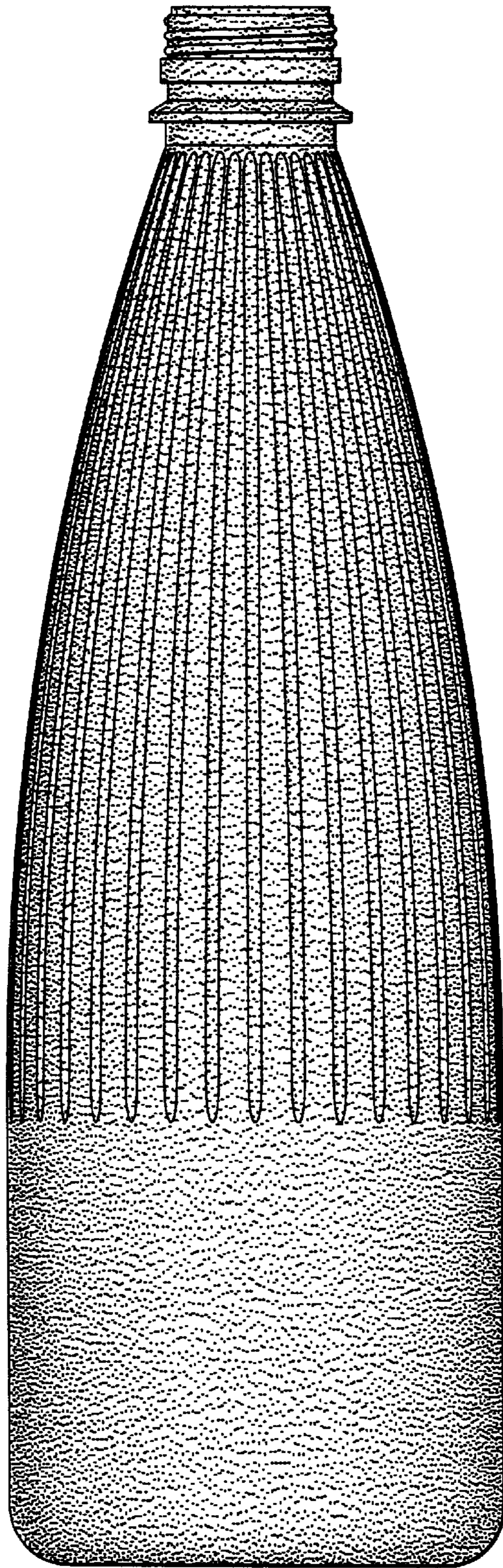


FIG. 4

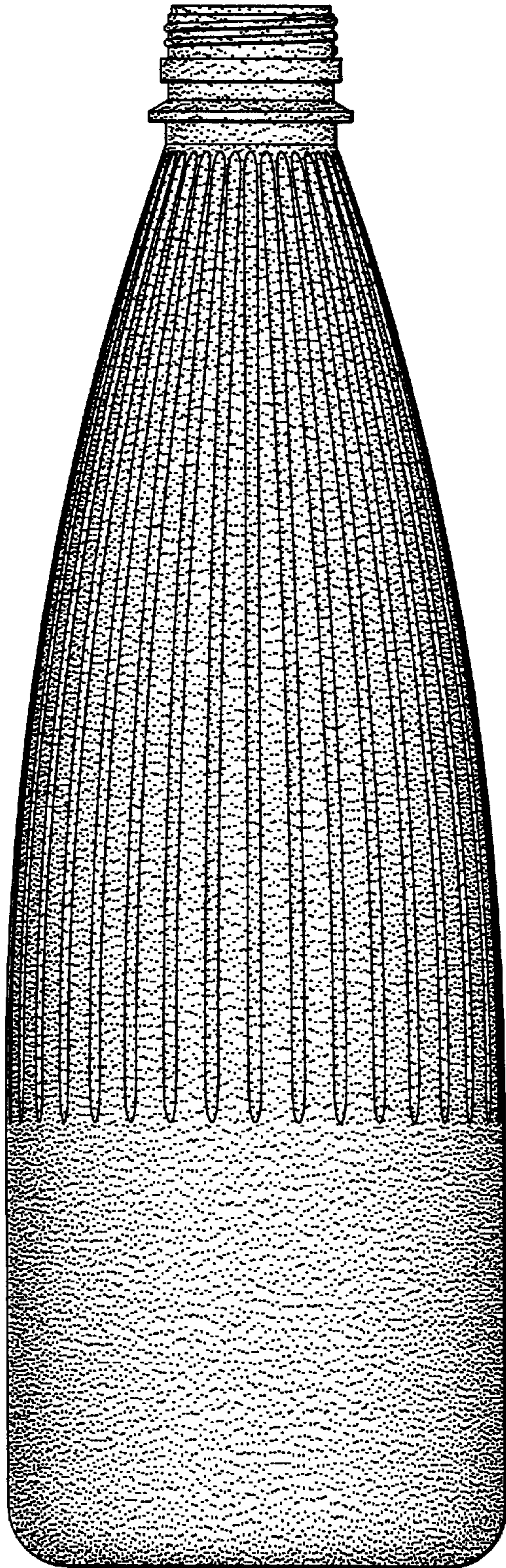


FIG. 5




FIG. 6

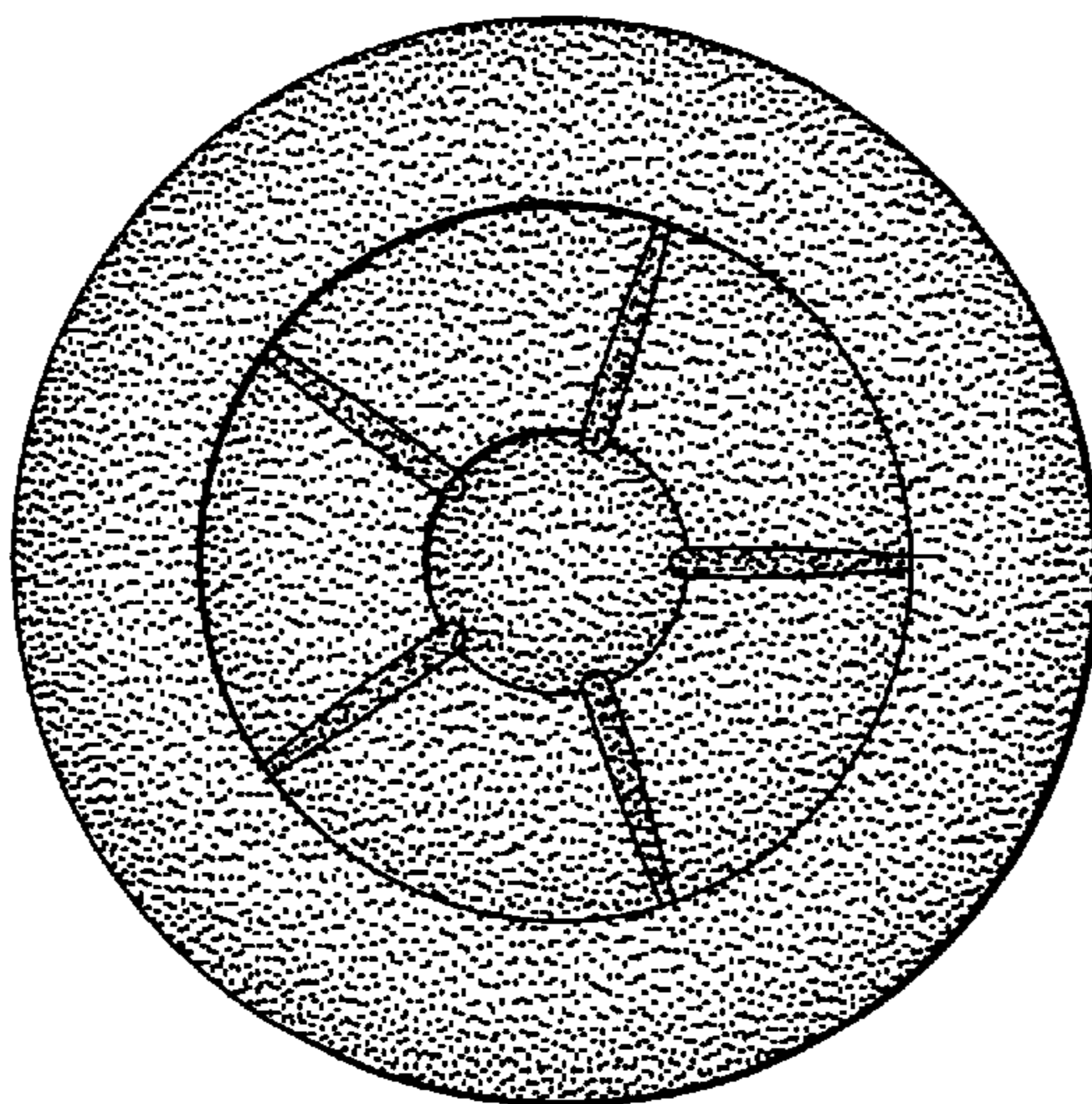


FIG. 7