



US00D403965S

United States Patent [19]

[11] Patent Number: **Des. 403,965**

Bright et al.

[45] Date of Patent: ****Jan. 12, 1999**

[54] **TENNIS BALL CONTAINER**

[76] Inventors: **Stephen A. Bright**, 852 Scholz Dr.,
Vandalia, Ohio 45377; **Linton H. Erdmann**, 102 Nantucket Landing,
Dayton, Ohio 45458

[**] Term: **14 Years**

[21] Appl. No.: **76,869**

[22] Filed: **Sep. 23, 1997**

| | | | |
|------------|---------|----------------|-----------|
| D. 311,249 | 10/1990 | Kasai | 224/224 |
| D. 327,845 | 7/1992 | Behm et al. . | |
| D. 340,618 | 10/1993 | Zimmerman . | |
| D. 365,020 | 12/1995 | Dinard | D9/503 X |
| D. 375,406 | 11/1996 | Smith . | |
| 3,233,727 | 2/1966 | Wilson | D9/503 |
| 3,581,881 | 6/1971 | Hobbs | 206/315.9 |
| 4,020,948 | 5/1977 | Won | 206/315.9 |
| 4,124,117 | 11/1978 | Rudy . | |
| 4,393,974 | 7/1983 | Levesque | 220/4.26 |
| 4,491,221 | 1/1985 | Lange . | |
| 5,292,161 | 3/1994 | Green | 206/315.9 |
| 5,311,988 | 5/1994 | Bronson | 206/315.9 |

Related U.S. Application Data

[62] Division of Ser. No. 57,839, Aug. 1, 1996, Pat. No. Des. 387,663.

[51] **LOC (6) Cl.** **09-03**

[52] **U.S. Cl.** **D9/503; D9/520; D9/521**

[58] **Field of Search** D9/500, 503, 520,
D9/504, 501, 517, 521, 414, 424, 428,
454; D24/121, 224; D3/257; 206/315.1,
315.9; 224/919; 220/606, 608, 609

References Cited

U.S. PATENT DOCUMENTS

| | | | |
|------------|---------|------------------|--------|
| D. 231,616 | 5/1974 | Hiltebrant | D9/428 |
| D. 257,227 | 10/1980 | Youngberg . | |
| D. 262,438 | 12/1981 | Sears et al. . | |
| D. 264,307 | 5/1982 | Capelouto . | |
| D. 287,570 | 1/1987 | Olsen . | |

Primary Examiner—Lucy Lieberman
Attorney, Agent, or Firm—Jacox, Meckstroth & Jenkins

[57] CLAIM

The ornamental design for a tennis ball container, as shown and described.

DESCRIPTION

FIG. 1 is a perspective view of a tennis ball container showing our new design; FIG. 2 is a front elevation of the tennis ball container, the rear and side elevations are the same; FIG. 3 is a top view thereof; and, FIG. 4 is a bottom view thereof. The broken lines in FIG. 1 showing tennis balls are for illustrative purpose only and form no part of the claimed design.

1 Claim, 1 Drawing Sheet

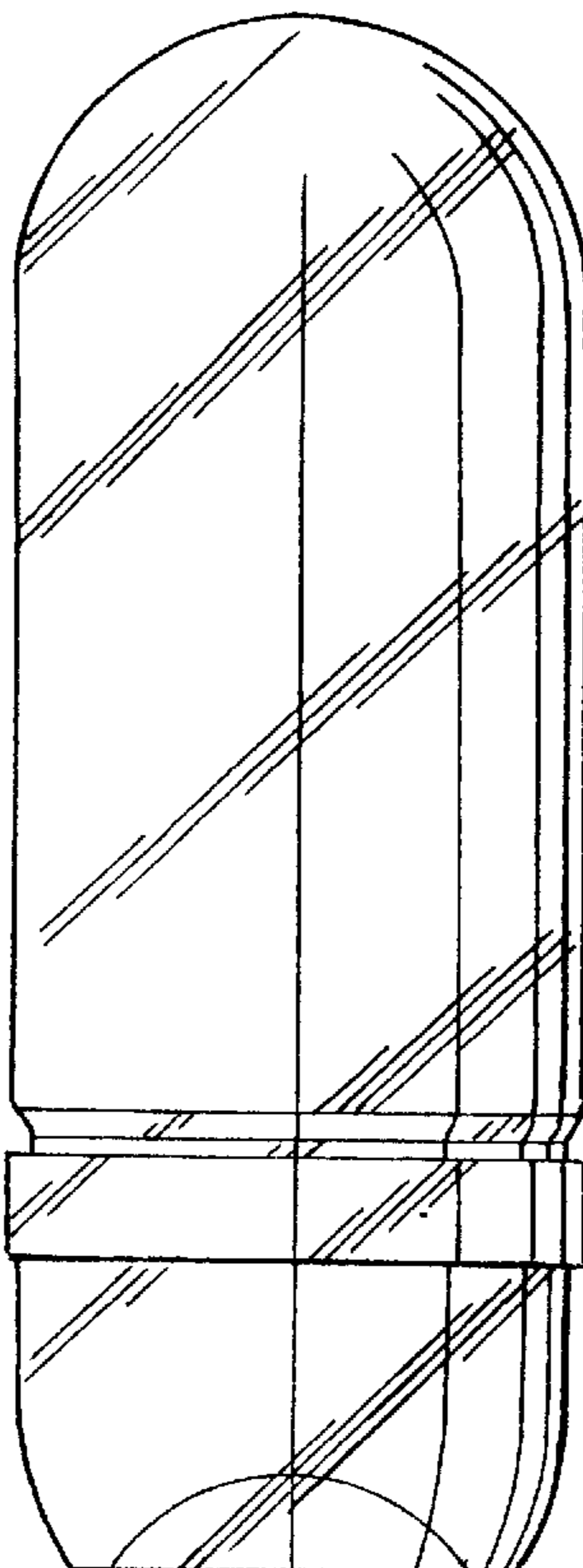


FIG-1




FIG-2

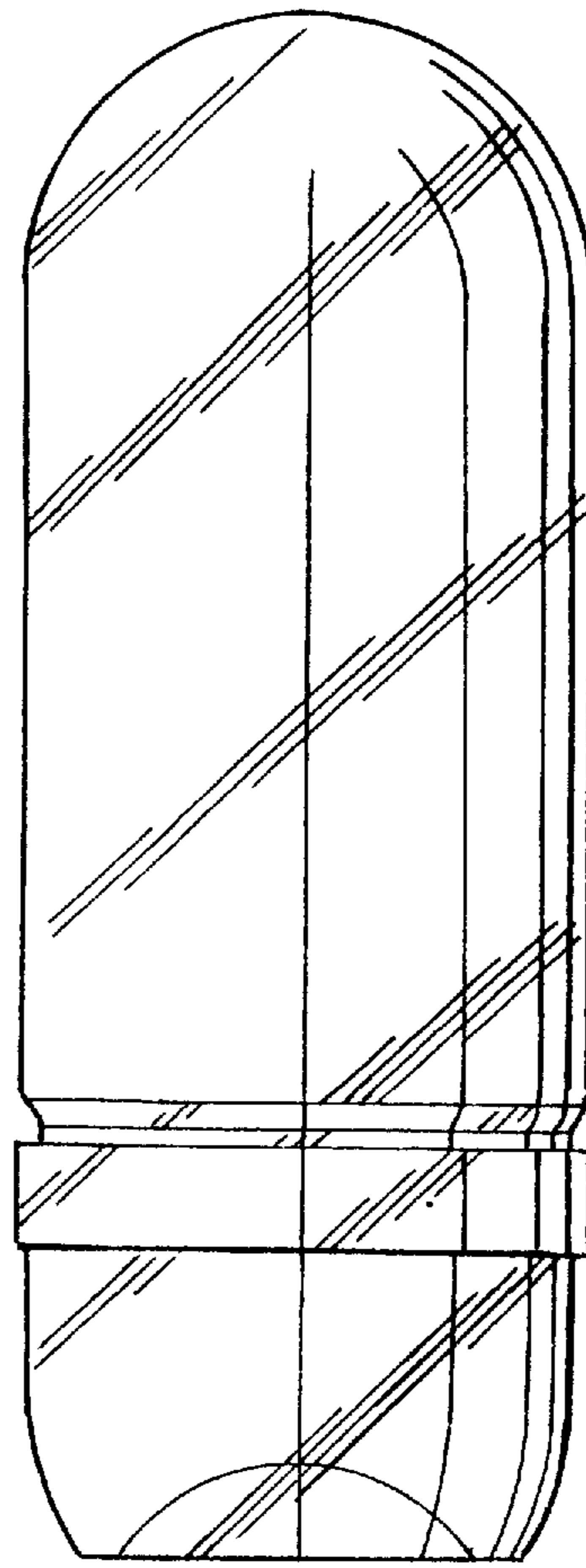


FIG-3

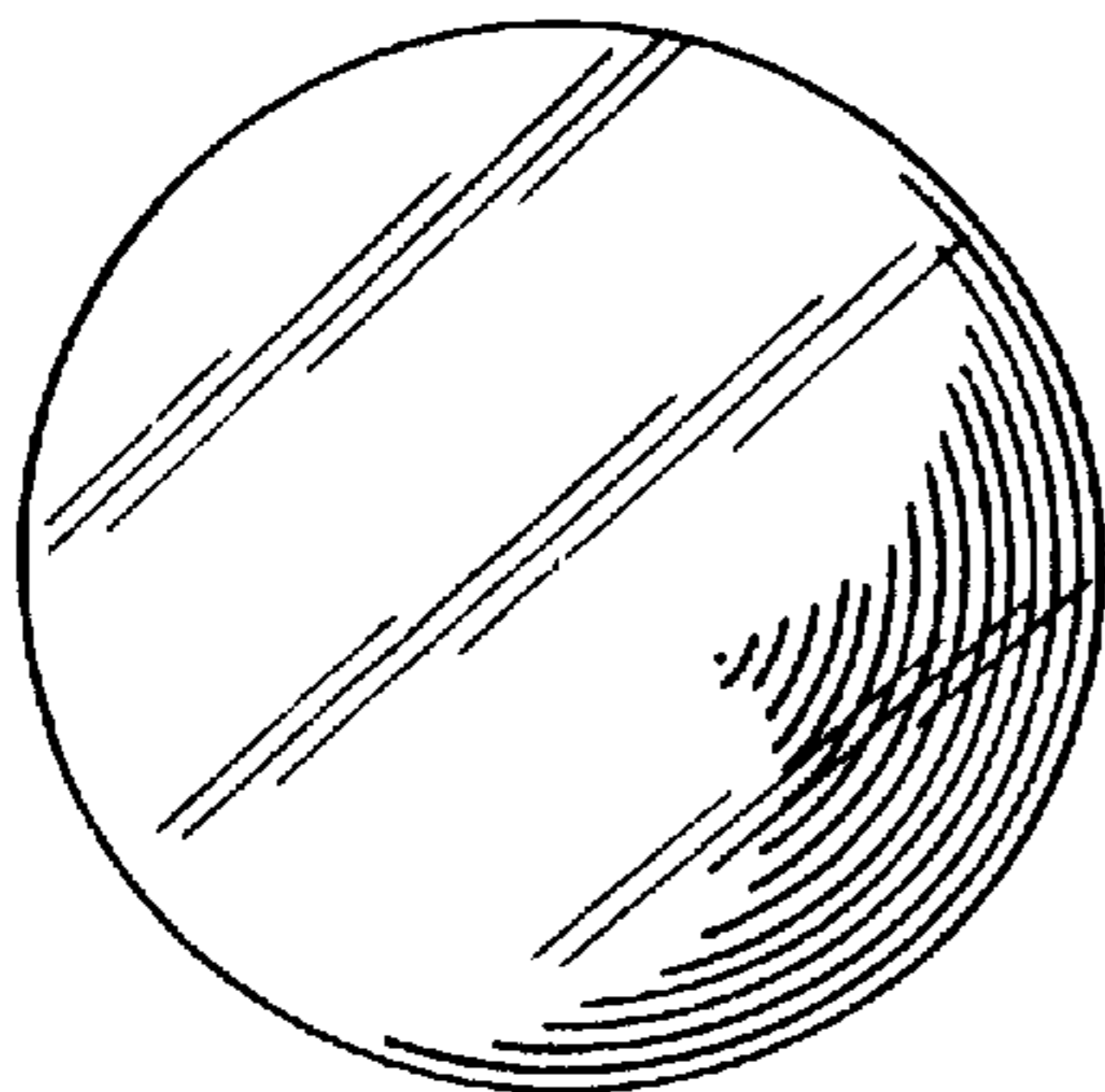


FIG-4

