



US00D403960S

United States Patent [19]

Strömblad et al.

[11] **Patent Number: Des. 403,960**

[45] **Date of Patent: **Jan. 12, 1999**

[54] **TWIST-OFF SEAL FOR A TUBE**

[75] Inventors: **Lena Strömblad, Lund; Jesper Sjögren, Helsingborg, both of Sweden**

[73] Assignee: **Pharmacia & Upjohn AB, Stockholm, Sweden**

[**] Term: **14 Years**

[21] Appl. No.: **74,159**

[22] Filed: **Jul. 29, 1997**

[30] **Foreign Application Priority Data**

Jan. 29, 1997 [SE] Sweden 97-0195

[51] **LOC (6) Cl. 09-07**

[52] **U.S. Cl. D9/442; D9/443**

[58] **Field of Search D9/435, 442, 443; 215/47, 48, 250, 253**

[56] **References Cited**

U.S. PATENT DOCUMENTS

D. 352,002 11/1994 Culter et al. D9/435

4,207,990 6/1980 Weiler et al. 215/48 X
5,188,250 2/1993 Kovacic et al. 215/48
5,590,798 1/1997 O'Connell 215/48

Primary Examiner—James Gandy
Assistant Examiner—Cathron B. Matta
Attorney, Agent, or Firm—Birch, Stewart, Kolasch & Birch, LLP

[57] **CLAIM**

The ornamental design for a twist-off seal for a tube, as shown and described.

DESCRIPTION

FIG. 1 is a front view of the twist-off seal showing our new design, the rear view being a mirror image thereof; FIG. 2 is a side view of the twist-off seal, the opposite side view being a mirror image thereof; FIG. 3 is a top view of the twist-off seal; FIG. 4 is a front perspective view of the twist-off seal looking downwardly; and, FIG. 5 is a front perspective view of the twist-off seal looking upwardly.

1 Claim, 5 Drawing Sheets






FIG. 1

FIG. 2

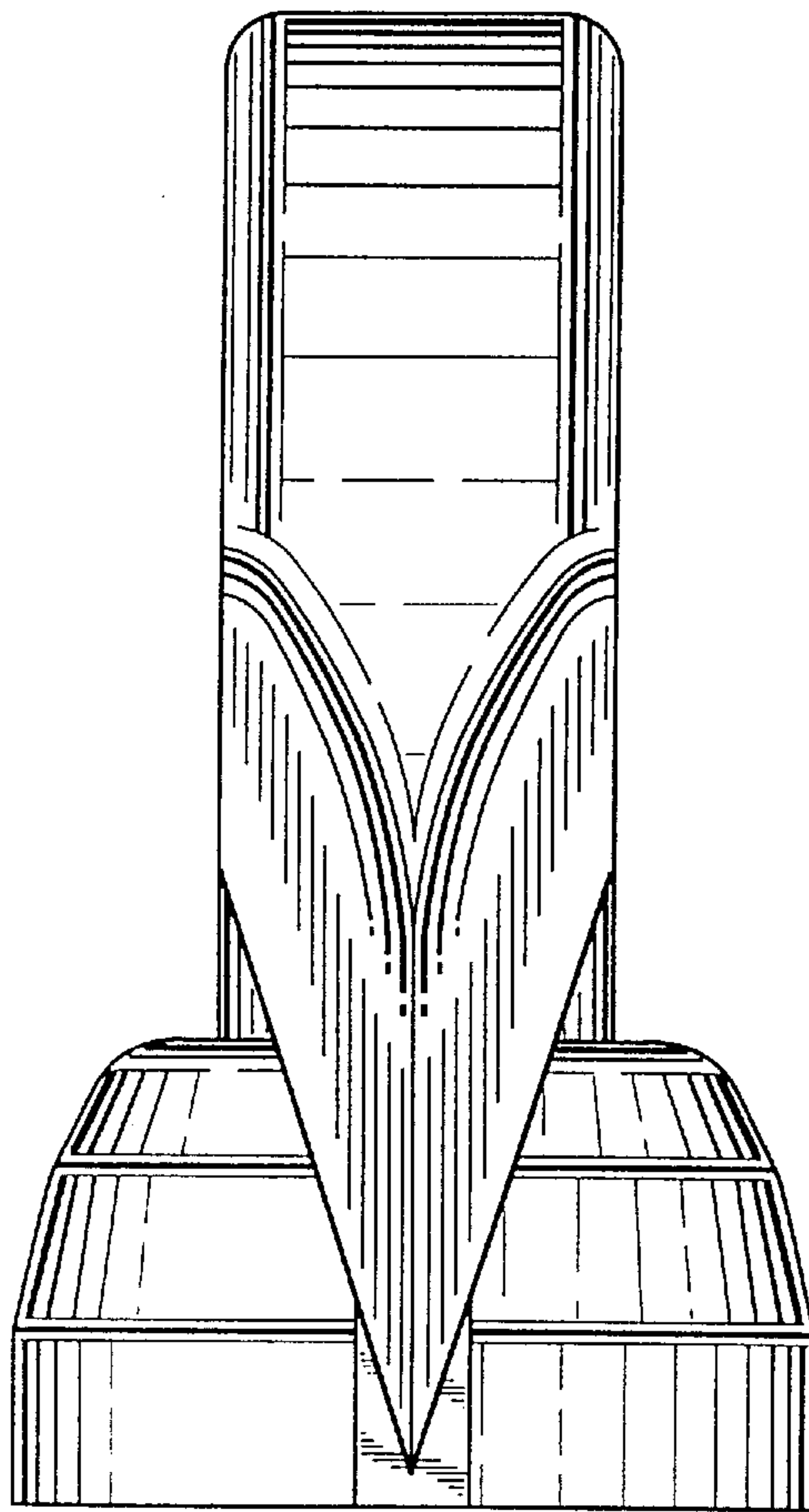
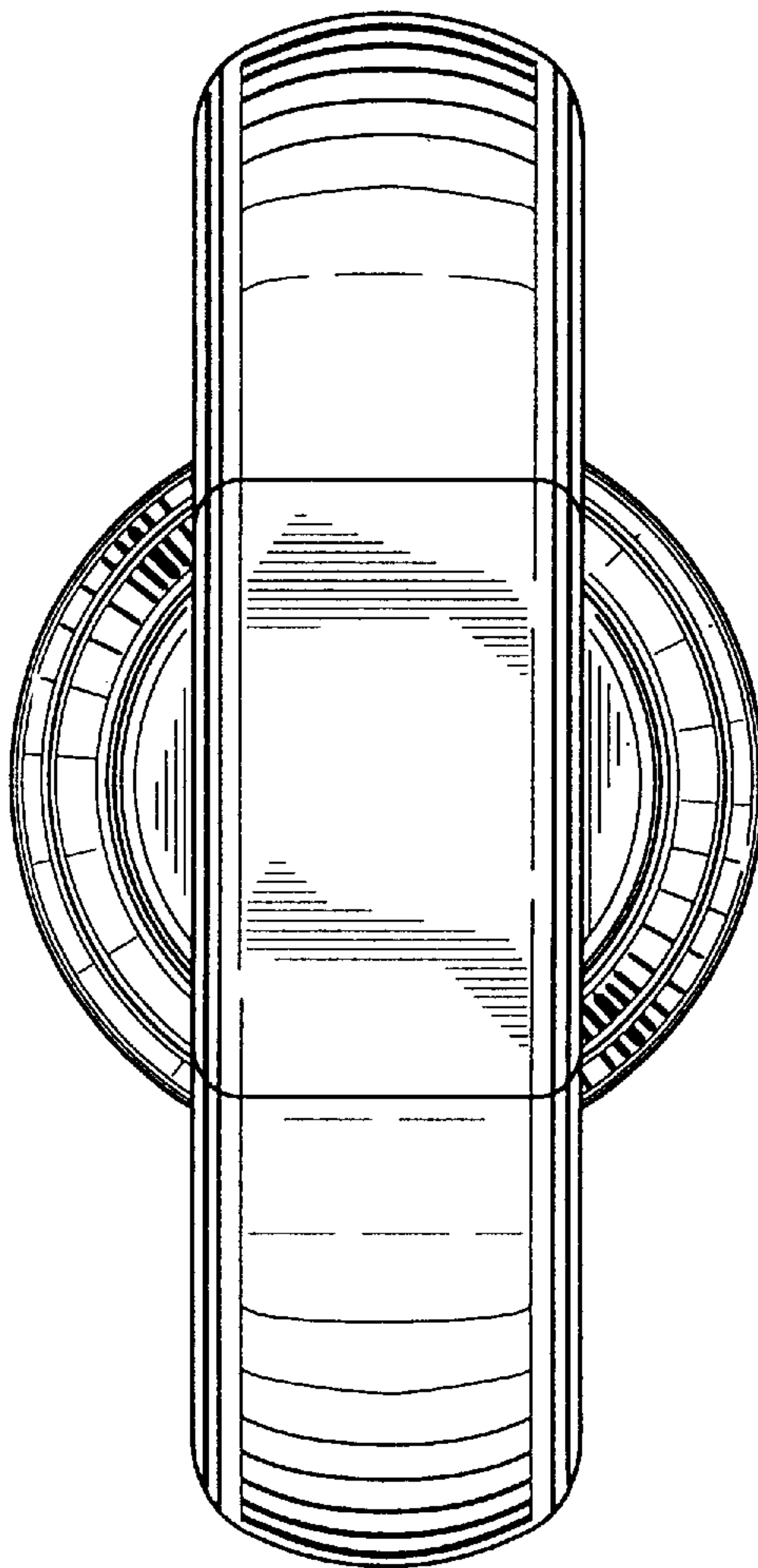


FIG. 3






FIG. 4




FIG. 5