



US00D403939S

United States Patent [19]

Zurwelle

[11] **Patent Number: Des. 403,939**

[45] **Date of Patent: **Jan. 12, 1999**

[54] **SIDE HANDLE FOR POWER TOOL**

D. 284,259 6/1986 Oury D8/107 X
D. 357,357 4/1995 Ferber D8/107 X
D. 377,746 2/1997 Huang D8/107

[75] Inventor: **Donald W. Zurwelle**, Lutherville, Md.

[73] Assignee: **Black & Decker Inc.**, Newark, Del.

[**] Term: **14 Years**

Primary Examiner—Antoine Duval Davis
Attorney, Agent, or Firm—Dennis A. Dearing; John D. Del
Ponti; Bruce S. Shapiro

[21] Appl. No.: **80,164**

[22] Filed: **Nov. 7, 1997**

[57] CLAIM

The ornamental design for a side handle for power tool, as shown and described.

Related U.S. Application Data

[63] Continuation of Ser. No. 067,023, Feb. 28, 1997, abandoned.

[51] **LOC (6) Cl.** **08-04**

[52] **U.S. Cl.** **D8/87; D8/107**

[58] **Field of Search** 8/87, 107, 303;
D15/142; 16/110 R; 74/551.9; 81/177.1,
177.4, 177.8; 242/422.4, 557, 558.2, 597.6;
408/113, 241 S

DESCRIPTION

FIG. 1 is a side view of one side of the side handle for power tool of my design. A side view of the other side of the side handle is a mirror image of the first side view;

FIG. 2 is a front elevational view thereof; and,

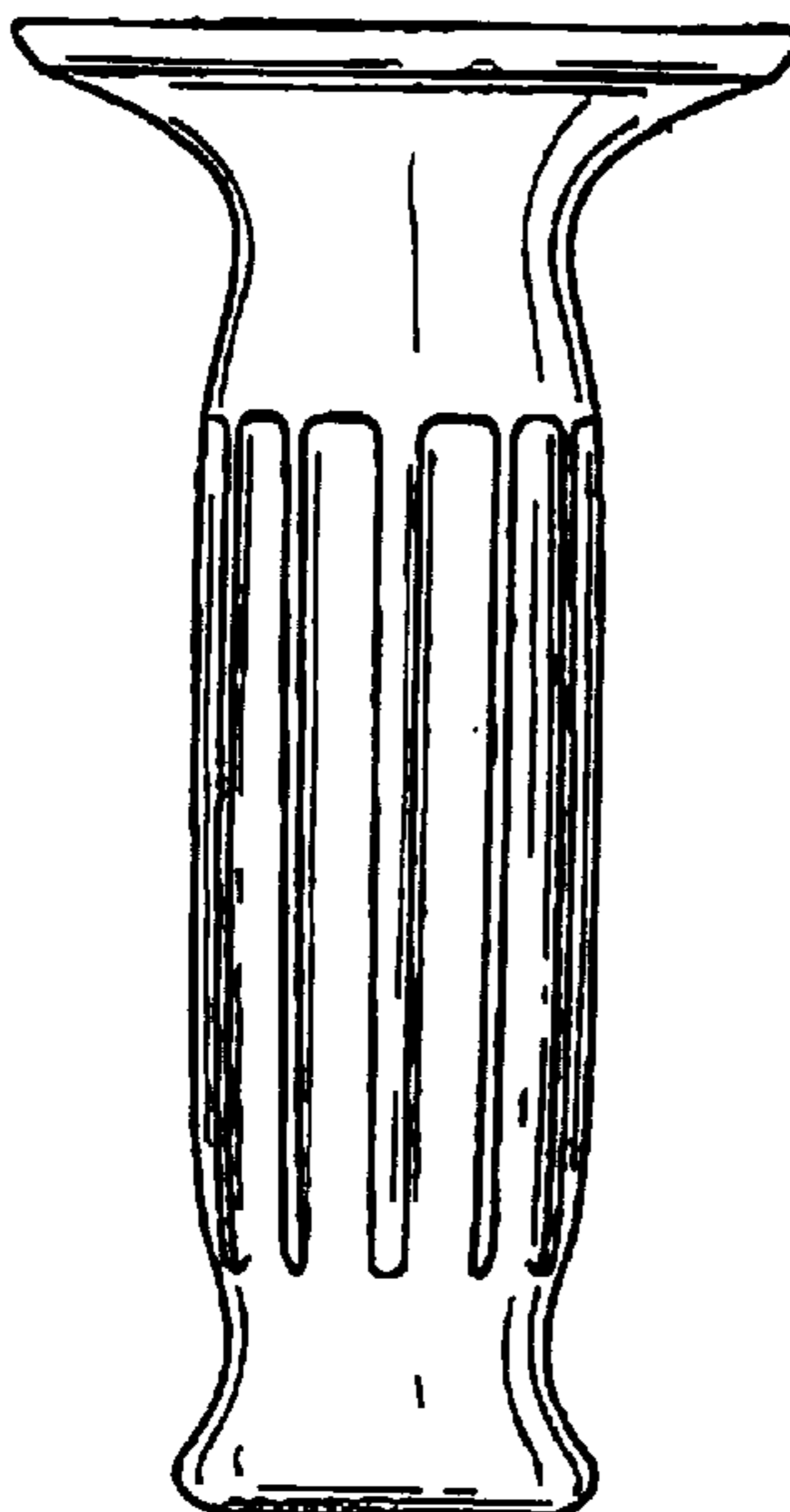
FIG. 3 is a rear elevational view thereof.

[56] References Cited

U.S. PATENT DOCUMENTS

D. 271,841 12/1983 Hansen D8/107 X

1 Claim, 1 Drawing Sheet



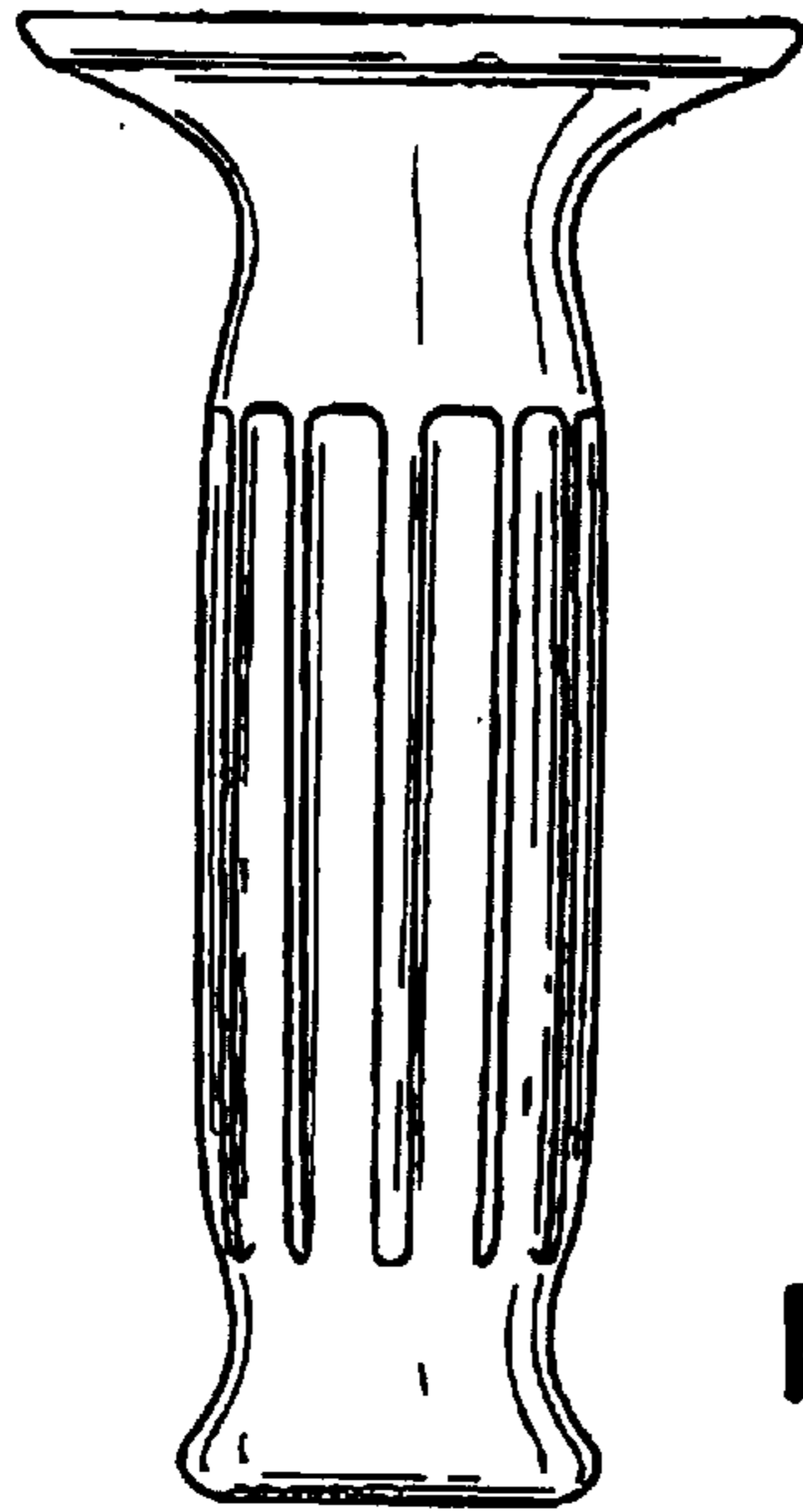


FIG. 1




FIG. 2

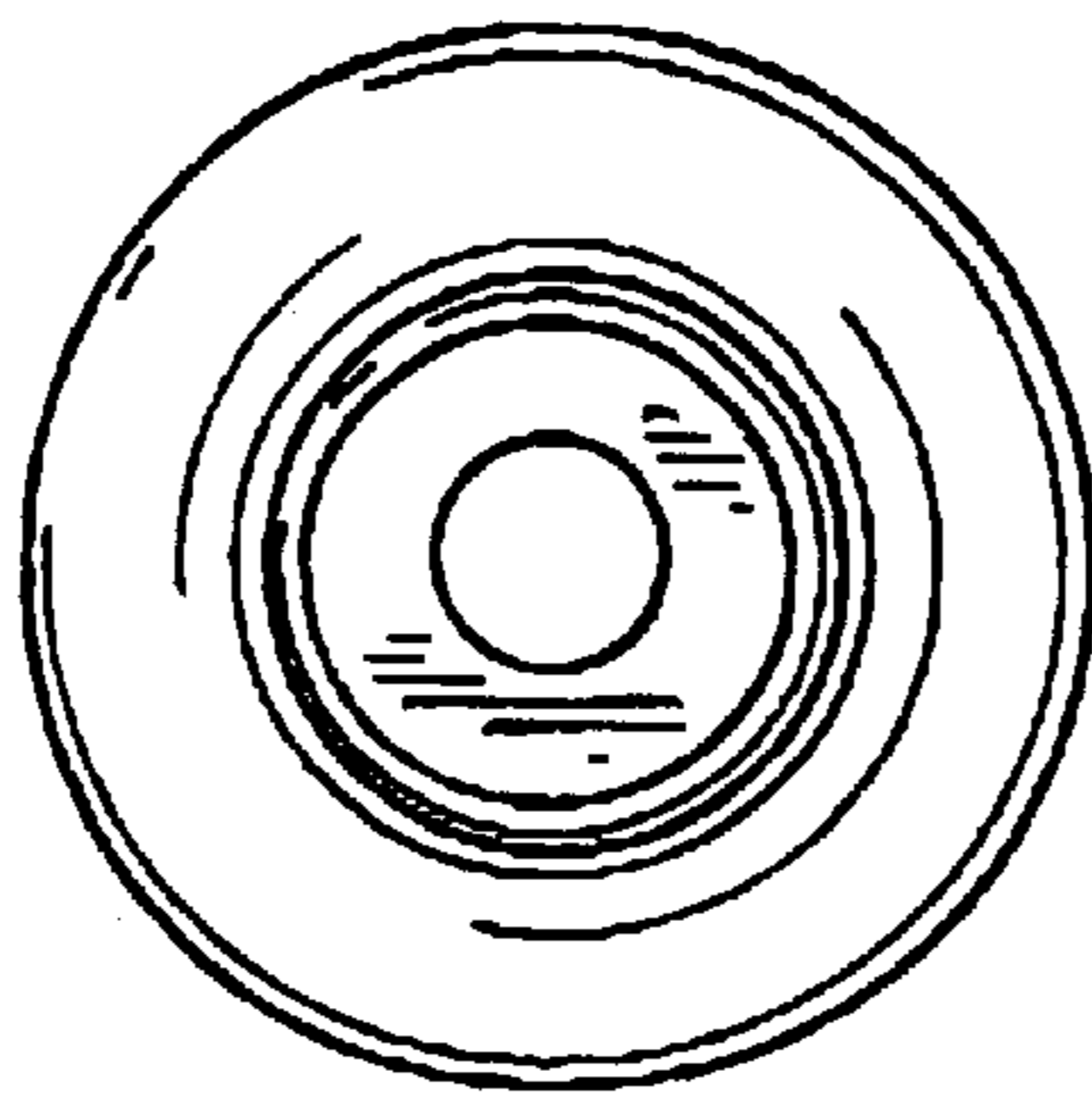


FIG. 3