



US00D403937S

United States Patent [19]
Hattori

[11] **Patent Number: Des. 403,937**

[45] **Date of Patent: **Jan. 12, 1999**

[54] **WIRE BINDER**

[75] Inventor: **Takeo Hattori**, Tokyo, Japan

[73] Assignee: **The Max Co., Ltd.**, Tokyo, Japan

[**] Term: **14 Years**

[21] Appl. No.: **74,251**

[22] Filed: **Jul. 11, 1997**

[30] **Foreign Application Priority Data**

Jan. 14, 1997 [JP] Japan 9-815

[51] **LOC (6) Cl.** **08-03**

[52] **U.S. Cl.** **D8/68**

[58] **Field of Search** D8/68; 81/9.3;
140/57, 93.2, 119

[56] **References Cited**

U.S. PATENT DOCUMENTS

D. 352,438 11/1994 Hattori D8/68

Primary Examiner—Antoine Duval Davis
Attorney, Agent, or Firm—Morgan, Lewis Bockius LLP

[57] **CLAIM**

The ornamental design for a wire binder, as shown and described.

DESCRIPTION

FIG. 1 is a front, top and left side view of a wire binder showing my new design;

FIG. 2 is a front view thereof;

FIG. 3 is a rear view thereof;

FIG. 4 is a left side view thereof;

FIG. 5 is a right side view thereof;

FIG. 6 is a top plan view thereof; and,

FIG. 7 is a bottom view thereof.

1 Claim, 3 Drawing Sheets





FIG. 1




FIG. 2




FIG. 3



FIG. 4




FIG. 6




FIG. 5




FIG. 7