



US00D403915S

United States Patent [19]

[11] **Patent Number: Des. 403,915**

Temple et al.

[45] **Date of Patent: **Jan. 12, 1999**

[54] **COMPACT DISC WALLET**

3,026,854 4/1962 Burniski 150/149
4,511,034 4/1985 Pan .

[75] Inventors: **James Manson Temple; James Allen Bergh**, both of Boulder, Colo.

Primary Examiner—Celia Murphy
Attorney, Agent, or Firm—F. A. Sirr; E. C. Hancock; Holland & Hart llp

[73] Assignee: **Case Logic Inc.**, Longmont, Colo.

[**] Term: **14 Years**

[57] CLAIM

[21] Appl. No.: **72,752**

The ornamental design of a compact disc wallet, as shown and described.

[22] Filed: **Jun. 24, 1997**

DESCRIPTION

Related U.S. Application Data

[63] Continuation of Ser. No. 16,329, Dec. 13, 1993, abandoned, which is a continuation-in-part of Ser. No. 714,773, Jun. 10, 1991, abandoned, which is a continuation-in-part of Ser. No. 676,224, Mar. 27, 1991, abandoned.

FIG. 1 is a front elevational view of a compact disc wallet, showing our new design;
FIG. 2 is a rear elevational view thereof;
FIG. 3 is a left side elevational view thereof;
FIG. 4 is a bottom plan view thereof;
FIG. 5 is a right side elevational view thereof;
FIG. 6 is a top plan view thereof;
FIG. 7 is an inside elevational view wherein the inner right hand cover is a mirror view of the inner left hand cover;
FIG. 8 is a perspective view thereof;
FIG. 9 is a front elevational view of an alternate design shown in FIG. 1;
FIG. 10 is a rear elevational view of FIG. 9;
FIG. 11 is an inside elevational view of FIG. 9, wherein the inner right hand cover is a mirror view of the inner left hand cover;
FIG. 12 is a perspective view of the FIG. 9;
FIG. 13 is a front elevational view of a second embodiment of the design shown in FIG. 1;
FIG. 14 is a rear elevational view of FIG. 13;
FIG. 15 is a left side elevational view of FIG. 13;
FIG. 16 is a right side elevational view of FIG. 13;
FIG. 17 is an inside elevational view of FIG. 13, wherein the inner right hand cover is a mirror view of the inner left hand cover;
FIG. 18 is a top perspective view of FIG. 13; and,
FIG. 19 is an inside elevational view of a third embodiment of the design shown in FIG. 1, wherein the inner right hand cover is a mirror view of the inner left hand cover.

[51] **LOC (6) Cl.** **06-04**

[52] **U.S. Cl.** **D6/631; D3/201; D3/252; D6/626; D6/629**

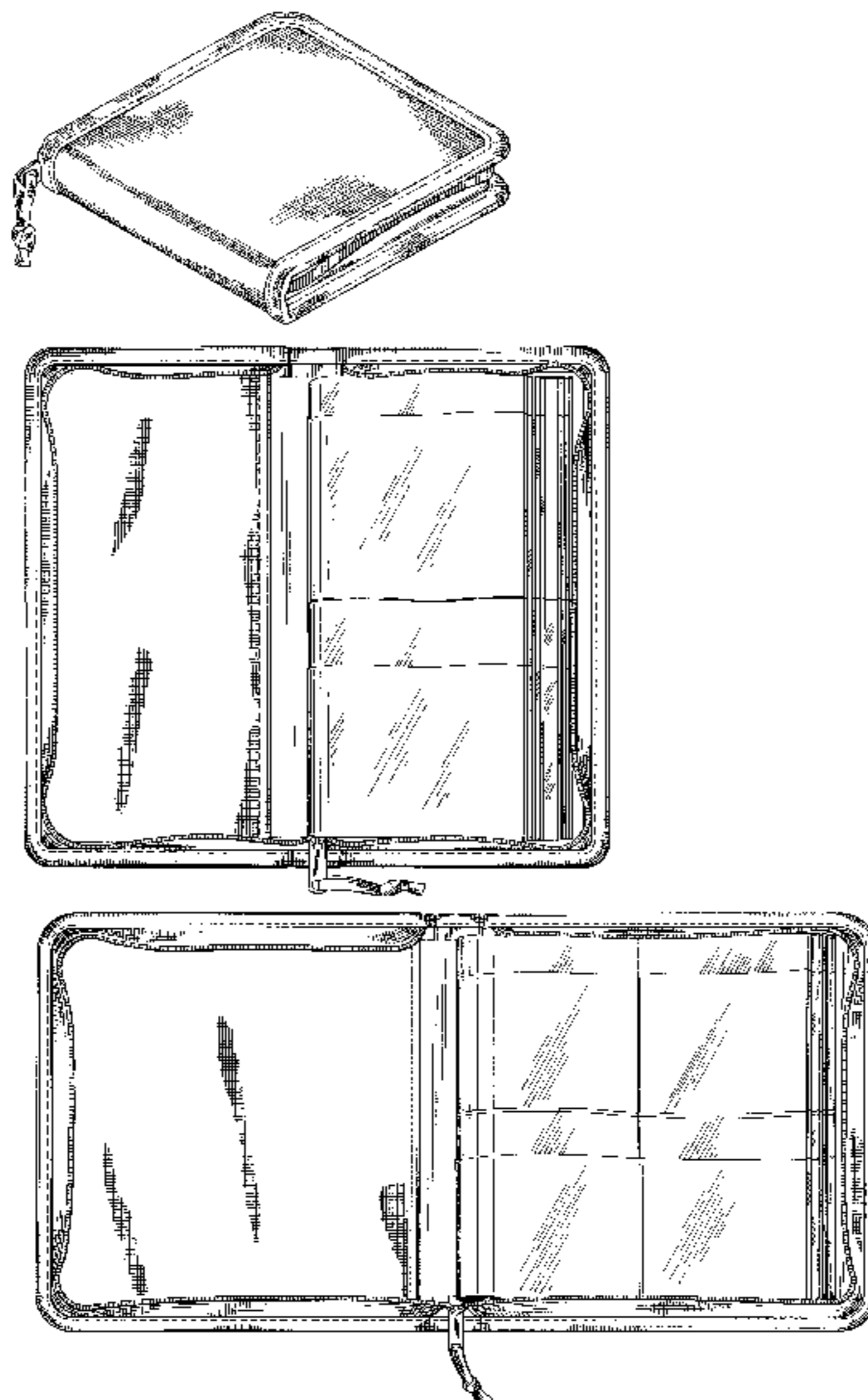
[58] **Field of Search** D3/201, 252; D6/407, D6/626, 227, 228, 229, 230, 231, 232, 233, 234, 235; D19/26, 27, 75, 76, 90, 91; D27/155, 157, 159, 172, 186, 189-191; 150/149; 206/312, 387, 444, 470, 308.1, 308.3, 311; 360/133

[56] References Cited

U.S. PATENT DOCUMENTS

- D. 142,334 8/1945 Gordon .
- D. 261,155 10/1981 Nast .
- D. 303,042 8/1989 Mackey D3/252
- D. 304,781 11/1989 Hanson D6/629
- D. 312,095 11/1990 Mandel D19/26
- D. 314,213 1/1991 Bishop .
- D. 316,180 4/1991 Hines .
- D. 319,345 8/1991 Rayburn D3/201
- D. 323,428 1/1992 Wang .
- D. 328,096 7/1992 Gordon .
- D. 330,456 10/1992 Lehman D6/631
- D. 332,005 12/1992 Walasek D6/630
- 2,076,683 4/1937 Tharp .

1 Claim, 8 Drawing Sheets






FIG. 8.




FIG. 1.




FIG. 2.

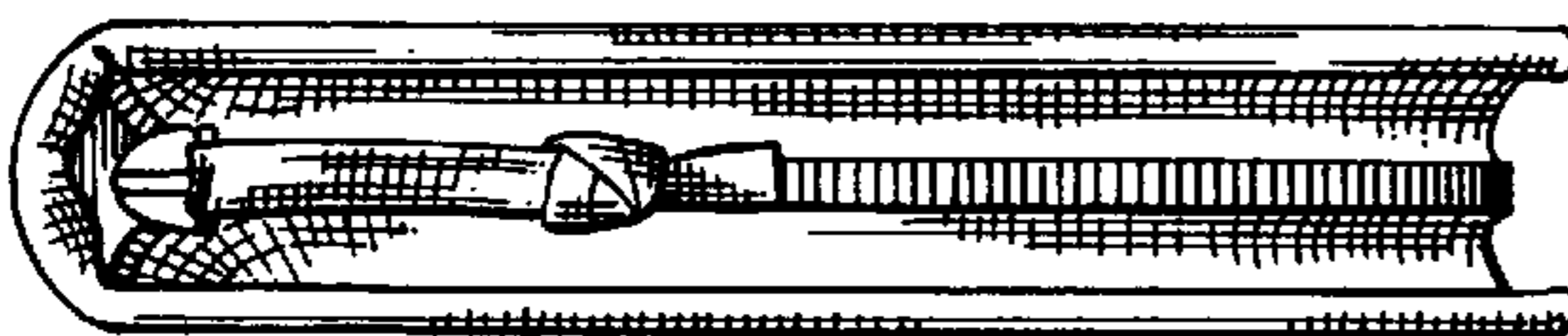


FIG. 6.




FIG. 4.

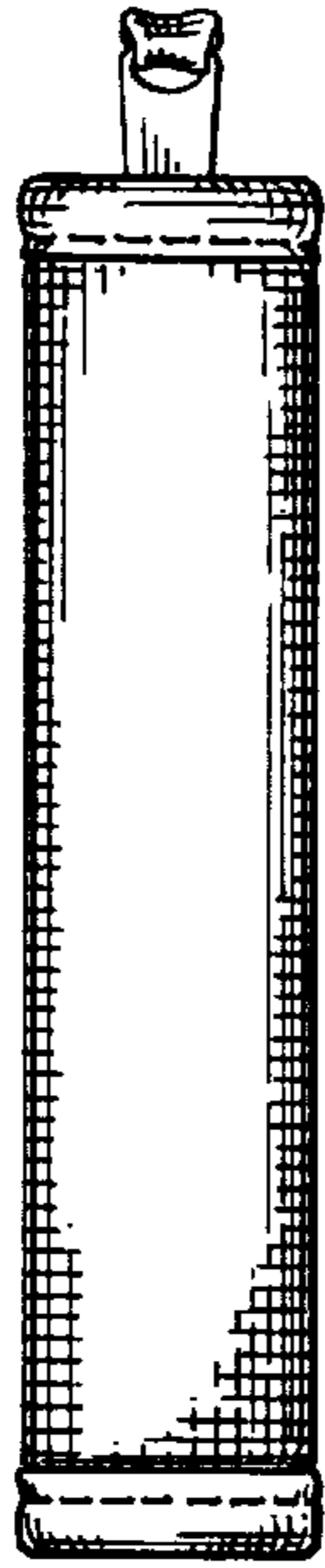


FIG. 3.

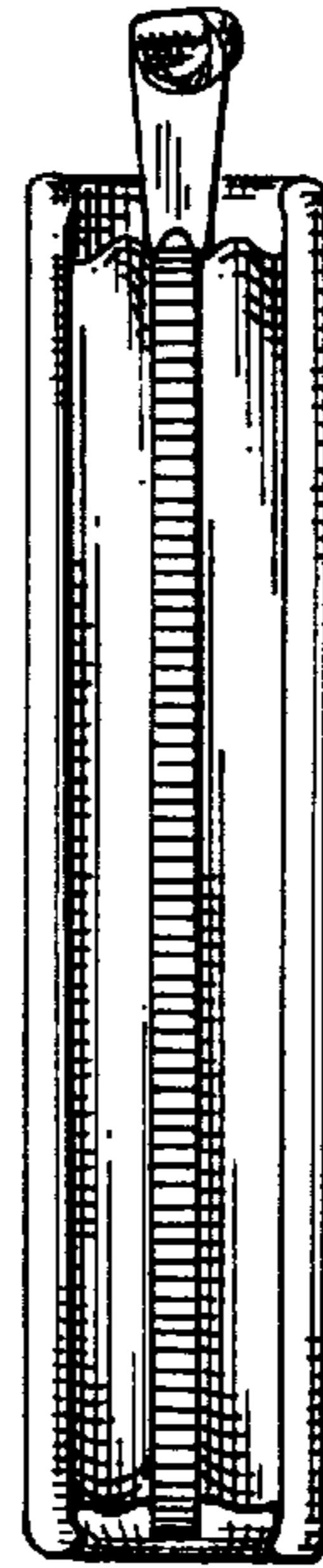


FIG. 5.

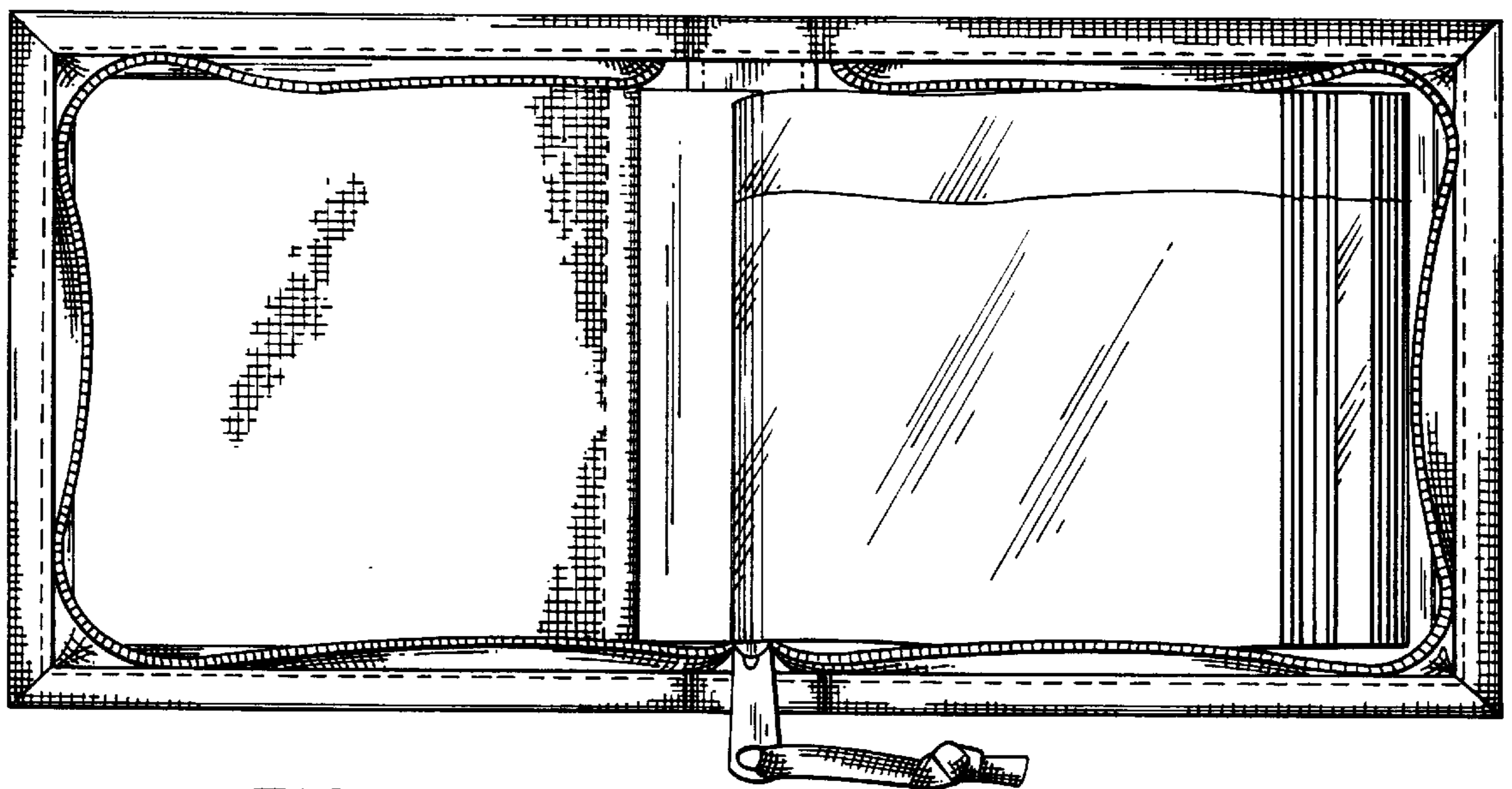


FIG. 7.




FIG. 12.




FIG. 9.




FIG. 10.

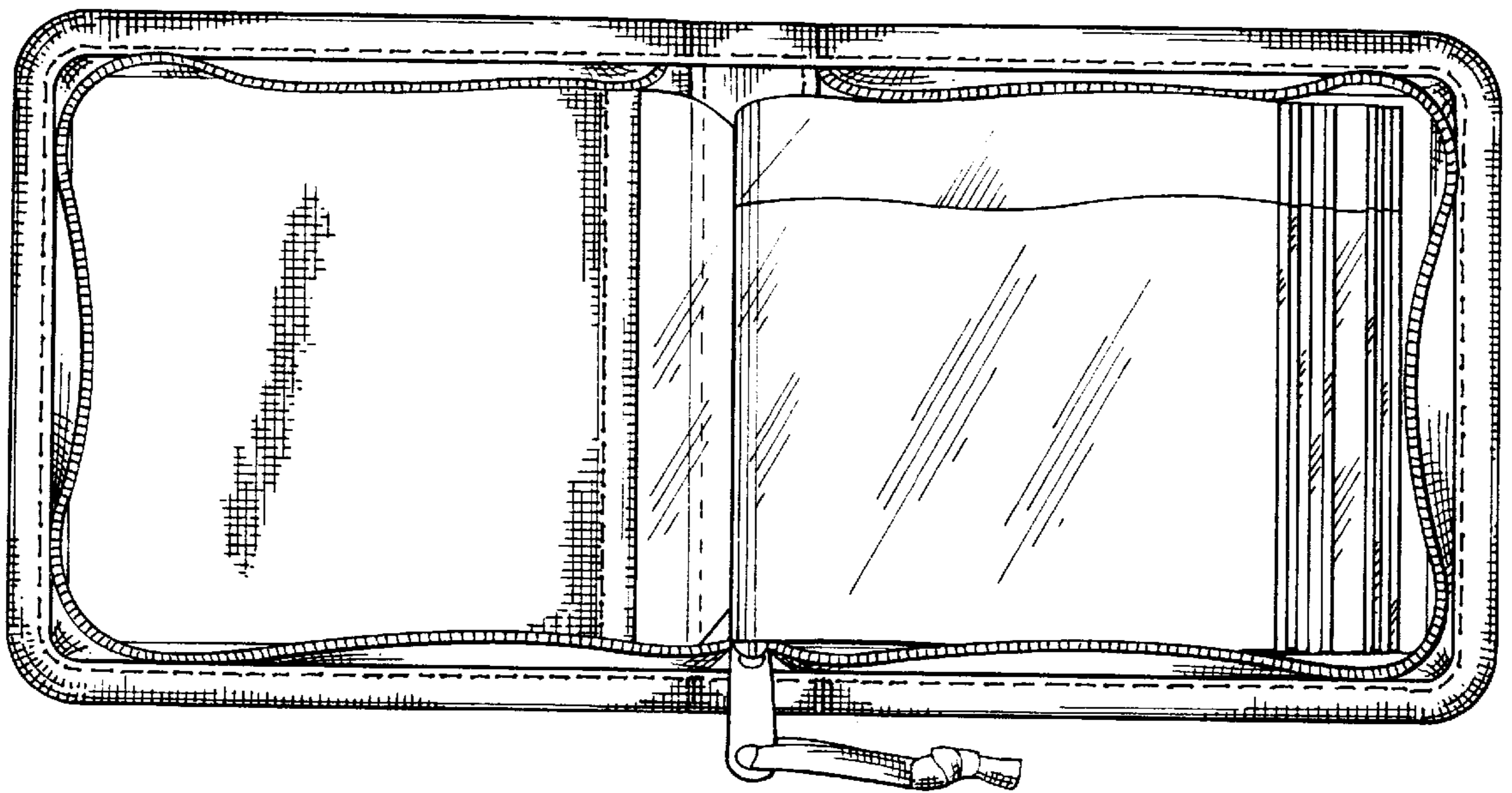


FIG. II.

FIG. 16.

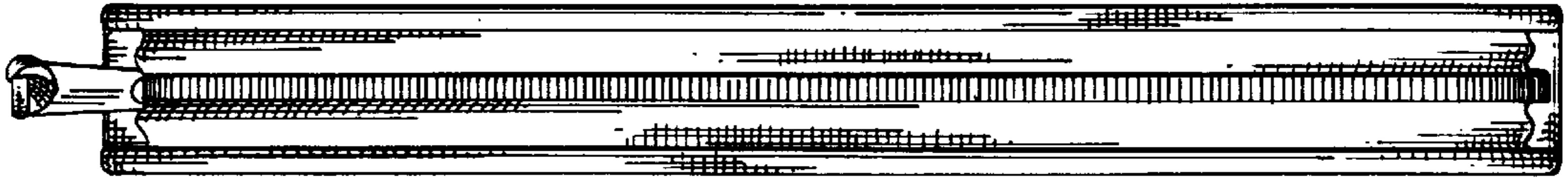


FIG. 15.






FIG. 14.

FIG. 13.



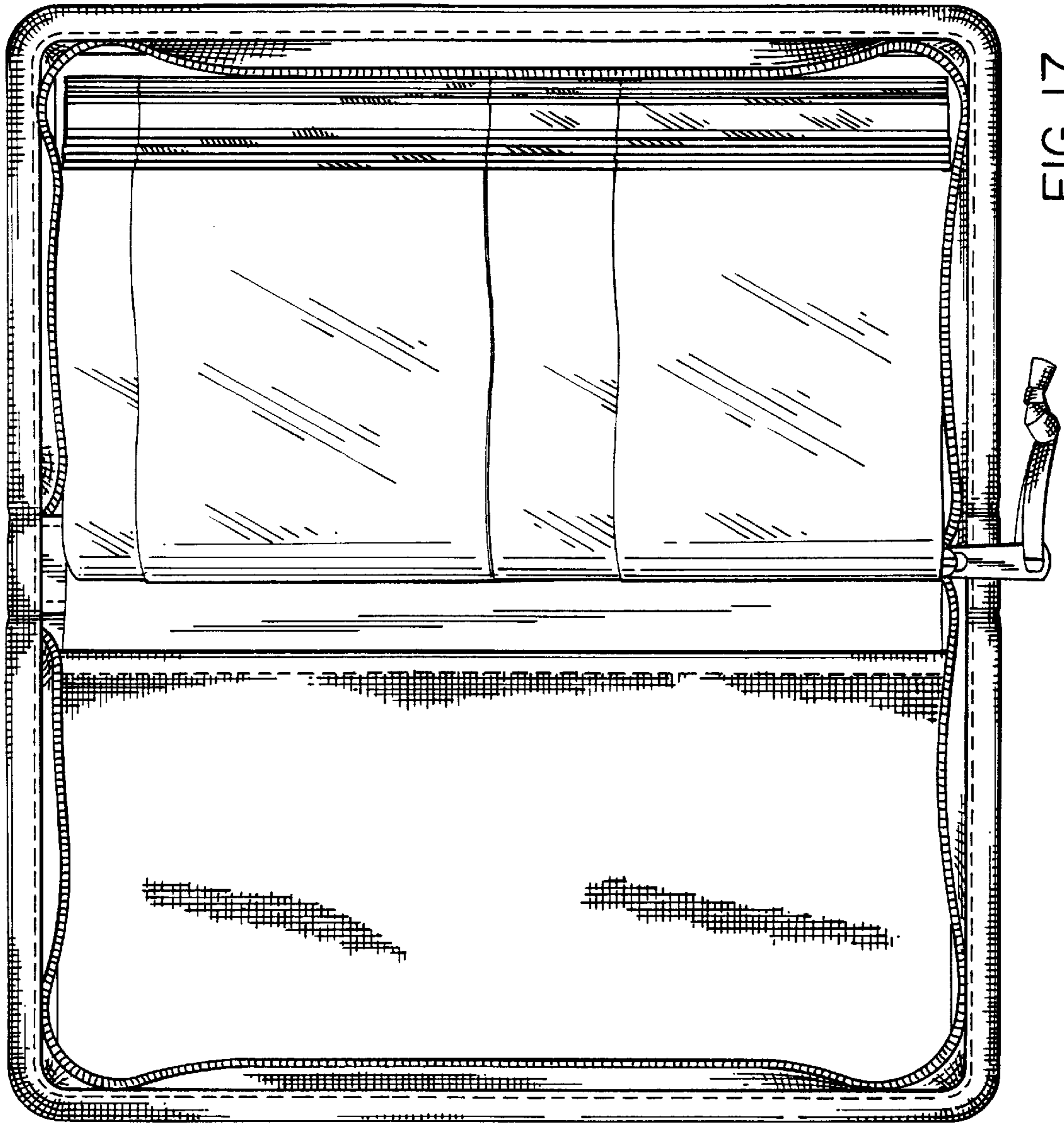


FIG. 17.

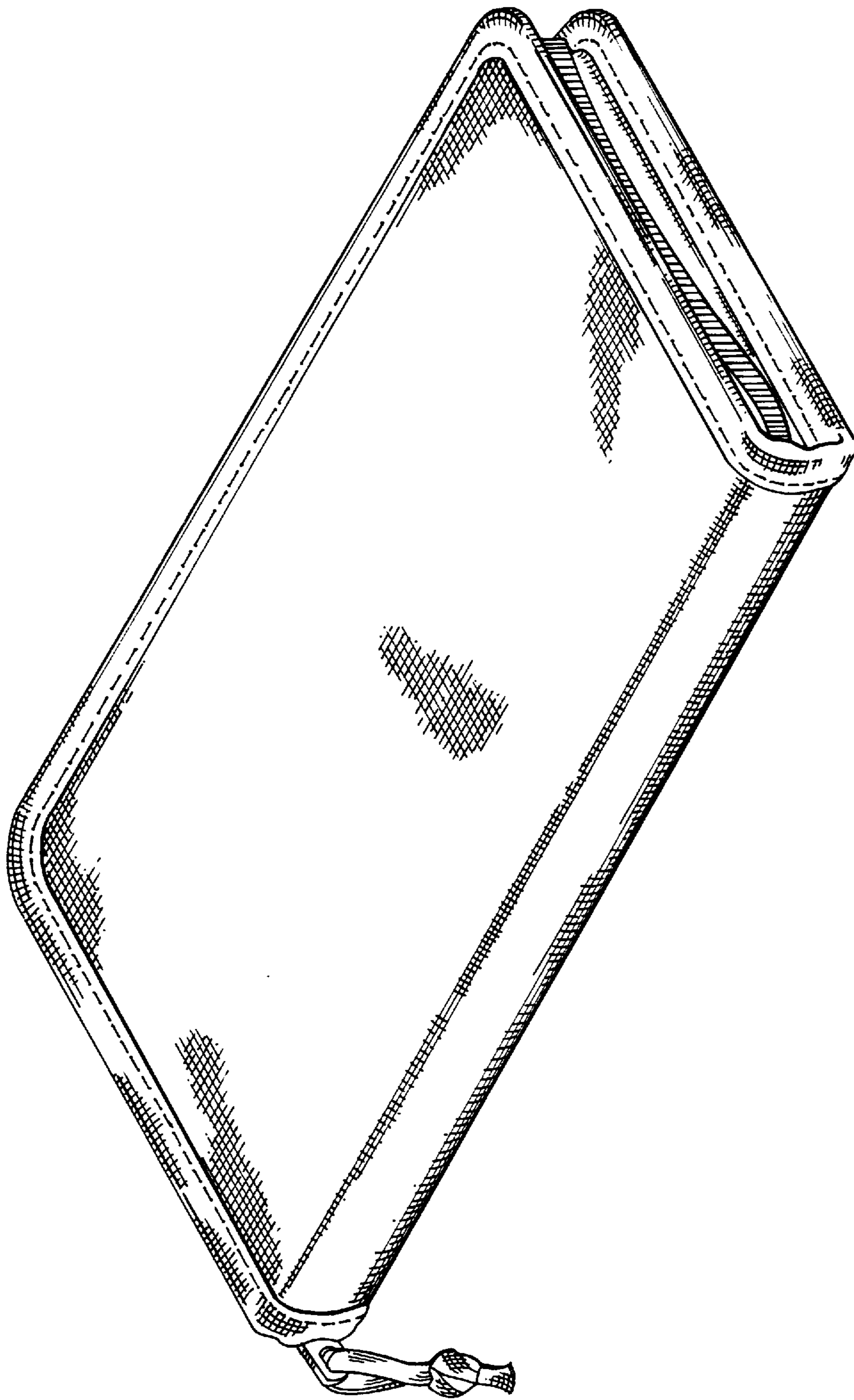


FIG. 18.

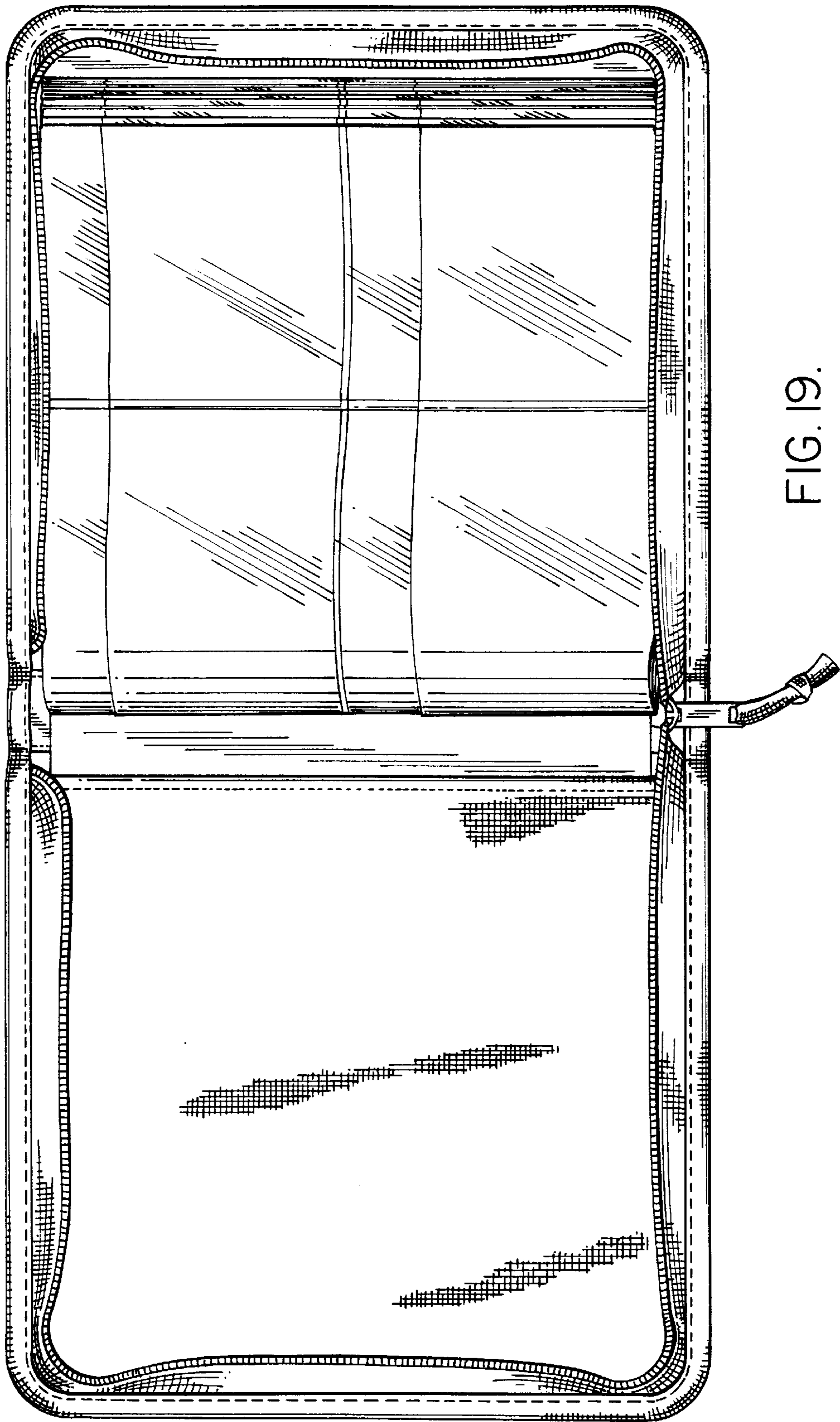


FIG. 19.

UNITED STATES PATENT AND TRADEMARK OFFICE
CERTIFICATE OF CORRECTION

PATENT NO. : Des. 403,915
DATED : January 12, 1999
INVENTOR(S) : Temple, et al

Page 1 of 1

It is certified that error appears in the above-identified patent and that said Letters Patent is hereby corrected as shown below:

Title page.

Item [63], after "continuation of Ser. No. 16,3289, Dec. 13, 1993, please insert --which was a file wrapper continuing application of pending design patent application Serial No. 07/805,710, filed Dec. 9, 1991, which was a --.

Signed and Sealed this

Thirty-first Day of July, 2001

Attest:

Nicholas P. Godici

Attesting Officer

NICHOLAS P. GODICI
Acting Director of the United States Patent and Trademark Office