



US00D403908S

United States Patent [19] Shutes

[11] **Patent Number: Des. 403,908**

[45] **Date of Patent: **Jan. 12, 1999**

[54] **RECIPE RACK**

[76] Inventor: **Connie Shutes**, 1003 Searles Estates
Dr., St. Johns, Mich. 48879

[**] Term: **14 Years**

[21] Appl. No.: **63,756**

[22] Filed: **Dec. 16, 1996**

[51] **LOC (6) Cl. 06-04**

[52] **U.S. Cl. D6/561**

[58] **Field of Search** D6/559, 553, 561,
D6/512, 567, 432, 555; 312/7.2, 7.1, 21,
213, 242, 245, 223.1, 209, 224, 226, 227;
211/87.01

[56] **References Cited**

U.S. PATENT DOCUMENTS

Re. 31,409	10/1983	Crist	211/87.01	X
D. 224,995	10/1972	Harrison	D6/561	
D. 236,568	9/1975	Savage	D6/561	
D. 257,922	1/1981	Andersson	D6/561	

D. 353,068	12/1994	Goldstein	D6/561	X
1,284,492	11/1918	Thomas	D6/561	X
1,319,603	10/1919	Monfet	D6/561	X
4,652,062	3/1987	Greenwood	312/209	X
5,533,799	7/1996	Nickolaus, Jr.	312/209	X

Primary Examiner—Pamela Burgess
Attorney, Agent, or Firm—Knechtel, Demeur & Samlan

[57] **CLAIM**

The ornamental design for a “recipe rack” , as shown and described.

DESCRIPTION

FIG. 1 is an oblique perspective view of a “recipe rack” showing my new design;
FIG. 2 is a front elevational view thereof;
FIG. 3 is a top view thereof;
FIG. 4 is a rear elevational view thereof;
FIG. 5 is a bottom view thereof;
FIG. 6 is a left side view thereof; and,
FIG. 7 is a right side view thereof.

1 Claim, 4 Drawing Sheets

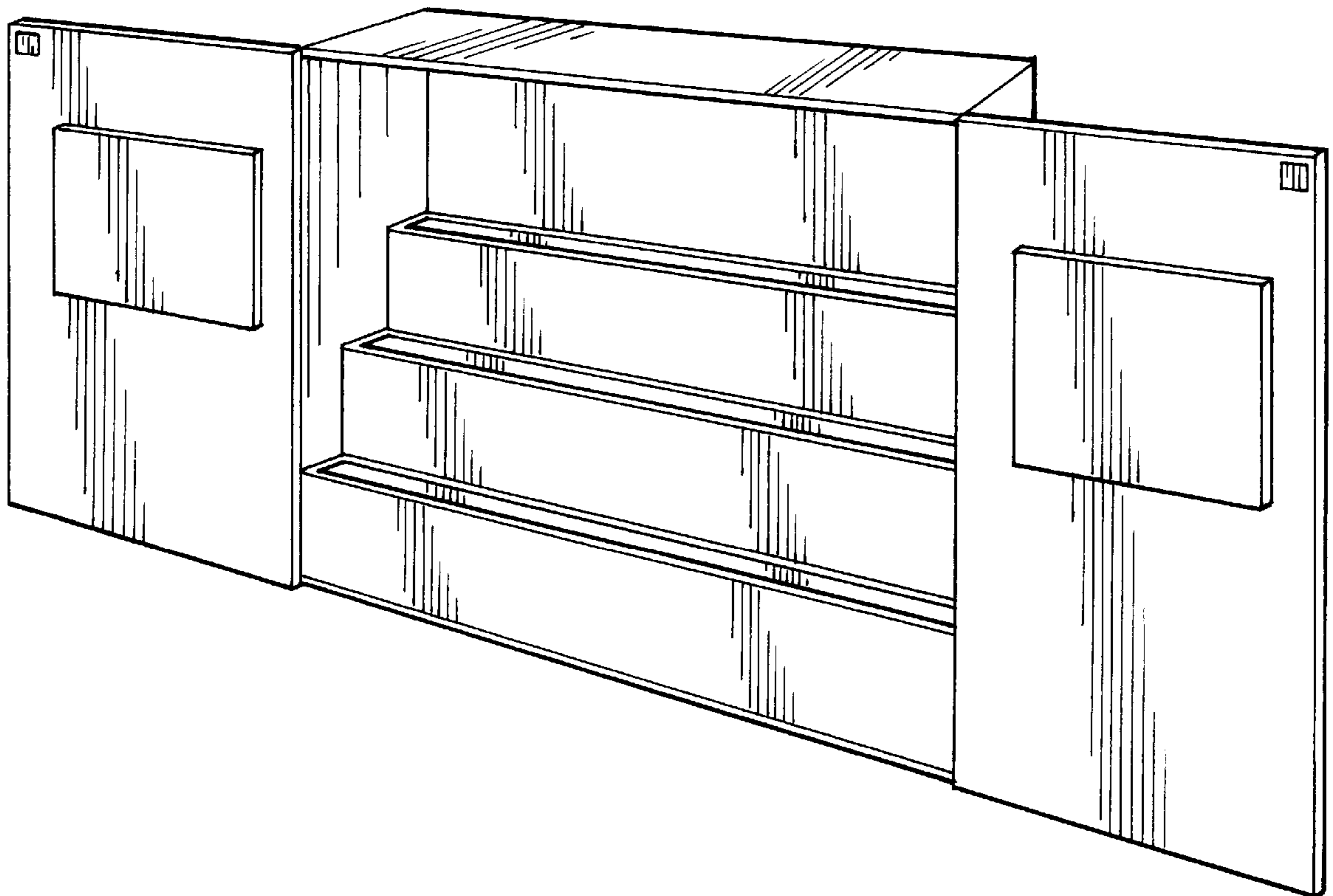


FIG. 1

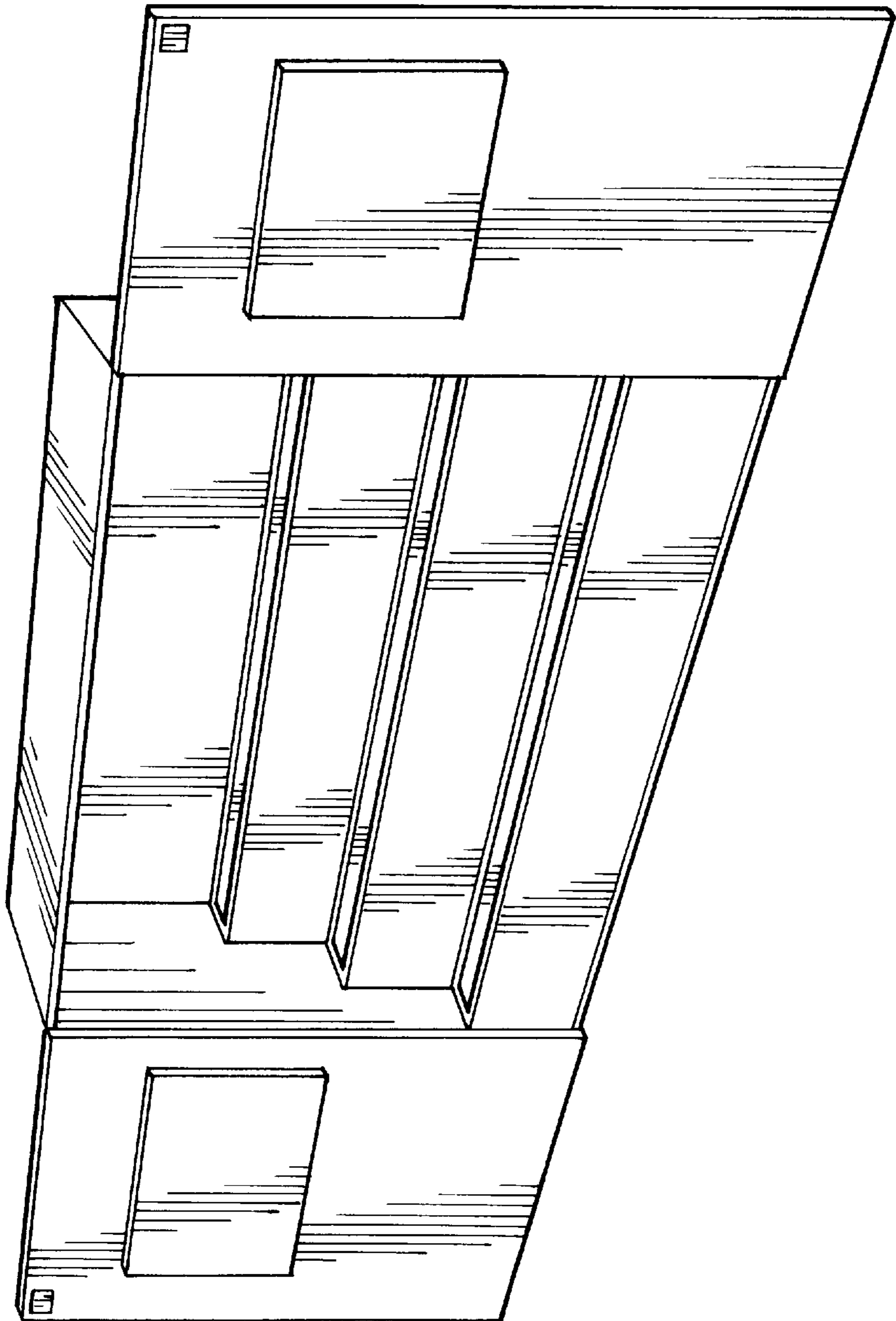


FIG.3




FIG.2




FIG.4

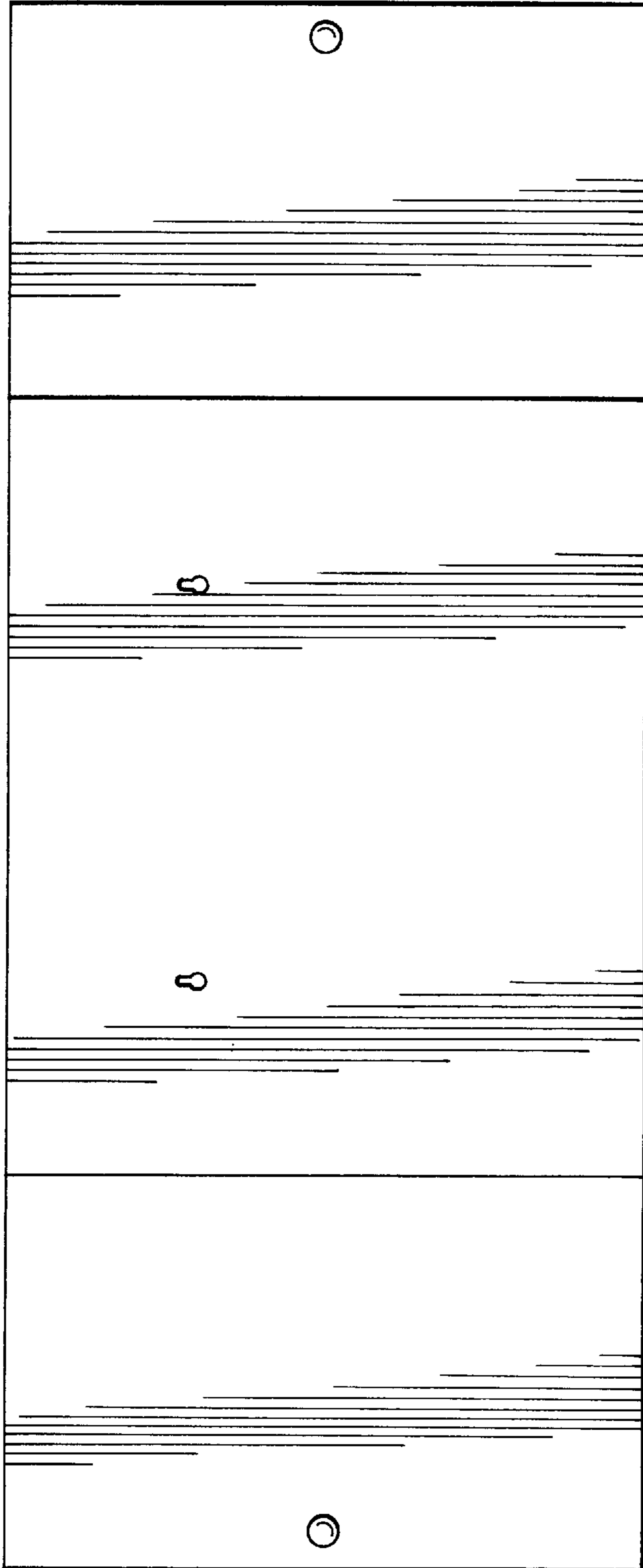


FIG.5




FIG.6




FIG.7

