



US00D403907S

United States Patent [19]

Kato

[11] Patent Number: **Des. 403,907**

[45] Date of Patent: ****Jan. 12, 1999**

[54] **BATHROOM CABINET**

[76] Inventor: **Taro Kato**, Rua Inhambu, 635 Apt.
151, Sao Paulo - SP, Brazil

[**] Term: **14 Years**

[21] Appl. No.: **72,562**

[22] Filed: **Jun. 19, 1997**

[51] **LOC (6) Cl.** **06-04**

[52] **U.S. Cl.** **D6/559**

[58] **Field of Search** D6/559, 553, 561,
D6/512, 567, 432, 555; 312/7.2, 129, 7.1,
21, 213, 242, 245, 223.1, 209, 227, 224,
226; 211/87.01; 109/54

[56] **References Cited**

U.S. PATENT DOCUMENTS

D. 237,234	10/1975	Wertz	D6/559
D. 251,166	2/1979	McIntosh	D6/559
D. 329,565	9/1992	Kane et al.	D6/559
1,509,285	9/1924	Colbow, Jr.	109/54
1,776,464	9/1930	Blackman	312/227

2,166,430	7/1939	Green	312/227 X
2,199,731	5/1940	Pryne	D6/559 X
5,096,272	3/1992	Belokin, Jr. et al.	312/129
5,484,196	1/1996	Kim	312/242

Primary Examiner—Pamela Burgess
Attorney, Agent, or Firm—Lackebach Siegel Marzullo
Aronson & Greenspan, PC

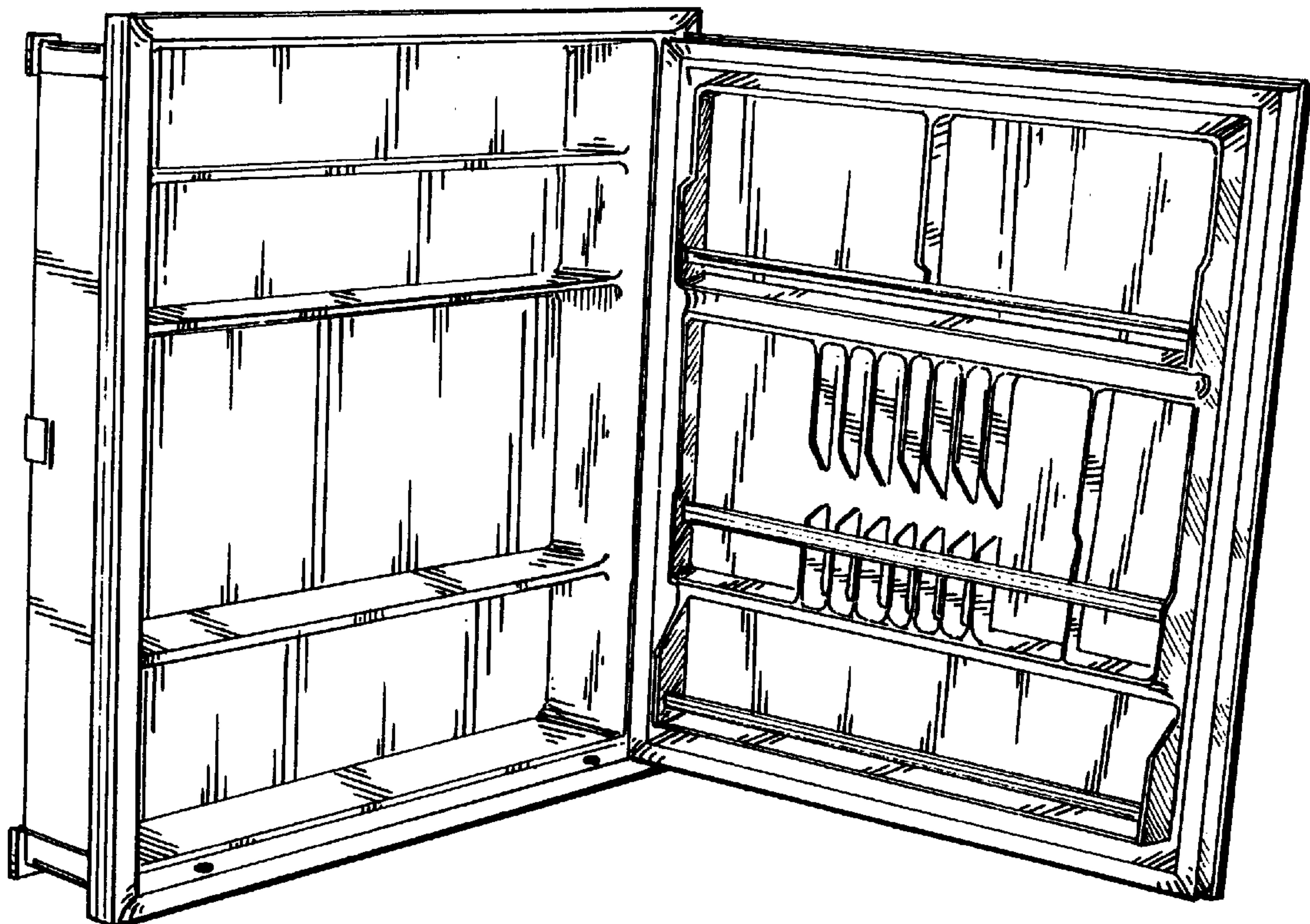
[57] **CLAIM**

The ornamental design for a bathroom cabinet, as shown and described.

DESCRIPTION

FIG. 1 is a front perspective view of a bathroom cabinet showing my new design in an opened position; FIG. 2 is a front elevational view thereof, in a closed position; FIG. 3 is a left side elevational view thereof; FIG. 4 is a top plan view thereof, in an opened position, the bottom plan view being a mirror image; and, FIG. 5 is a right side elevational view thereof, in a closed position.

1 Claim, 3 Drawing Sheets



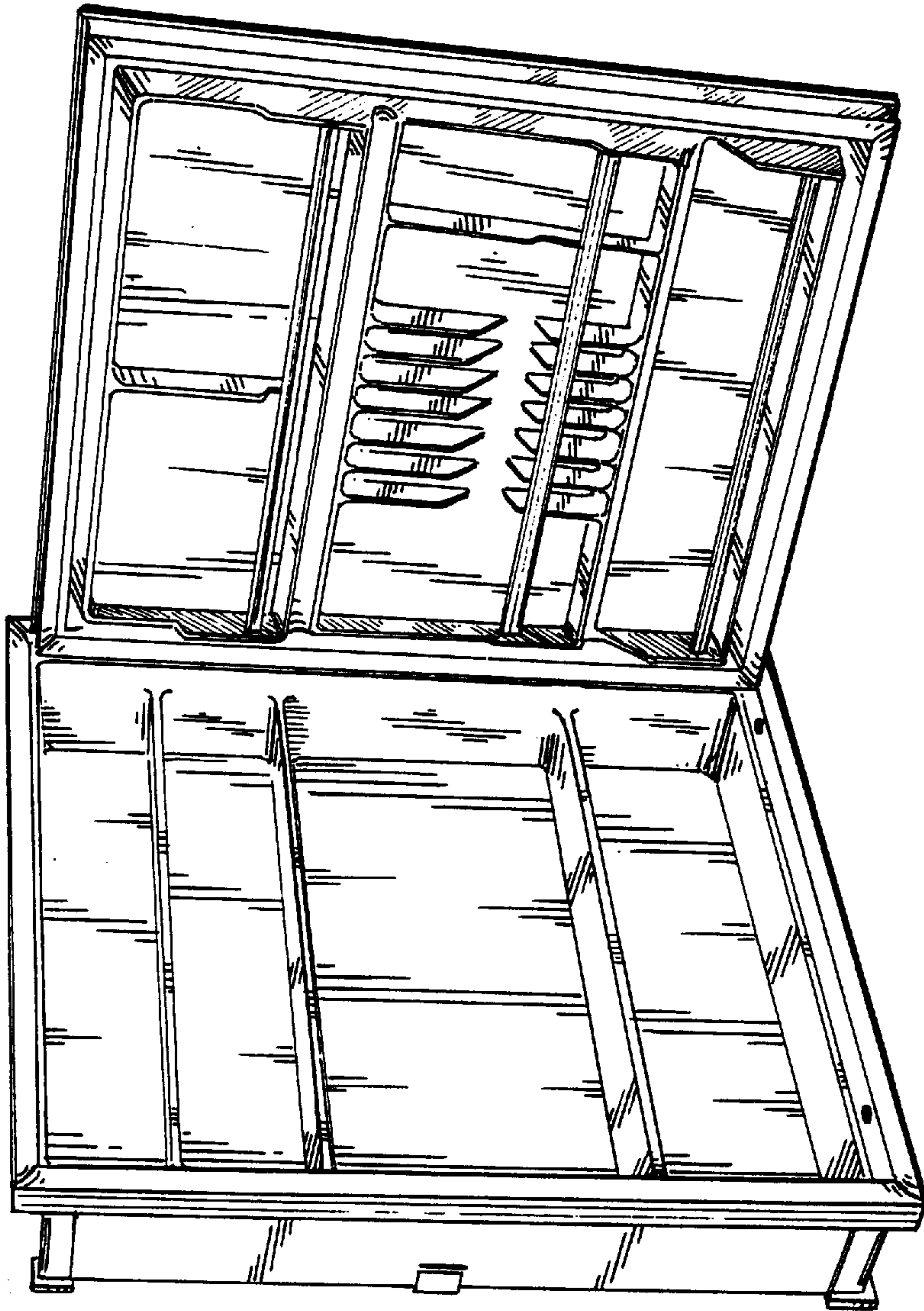


FIG. 1

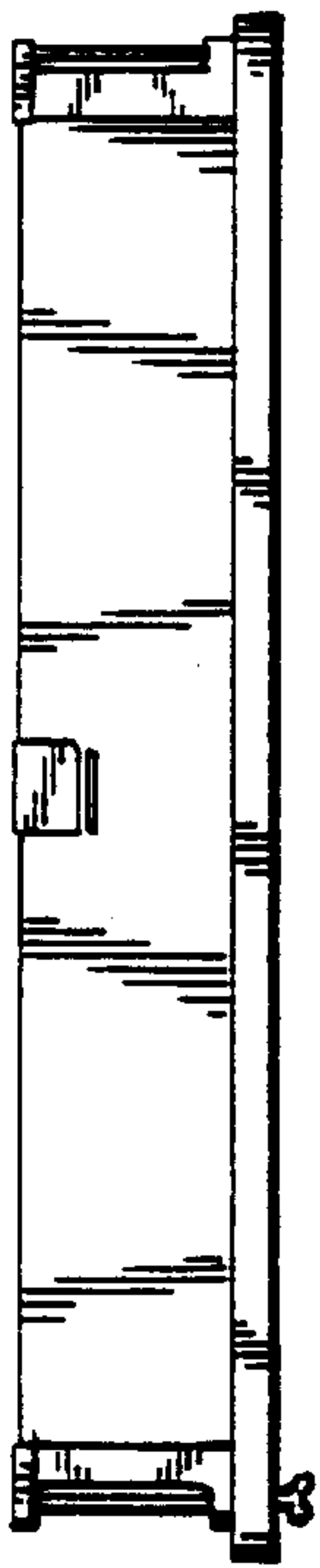


FIG. 3

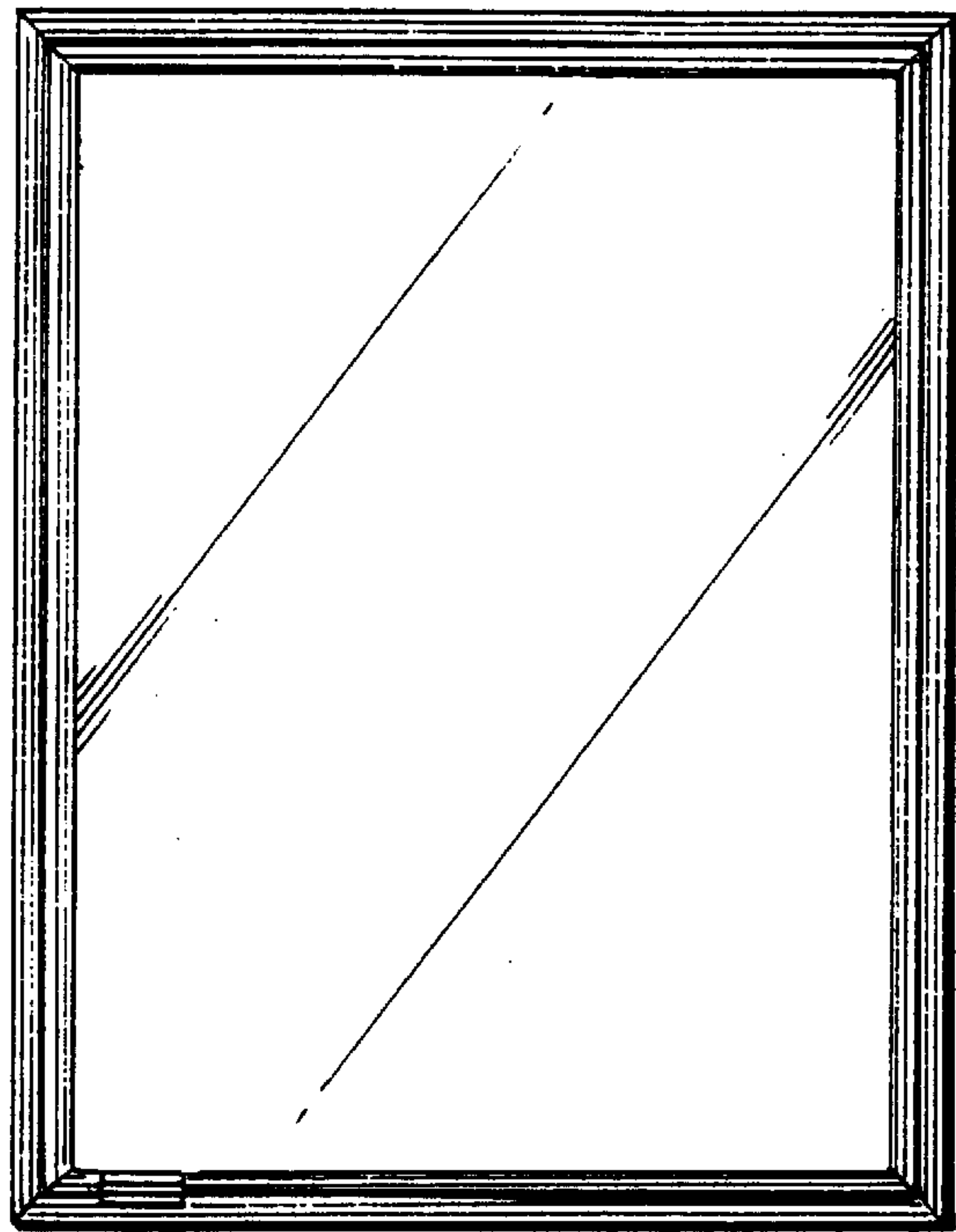


FIG. 2

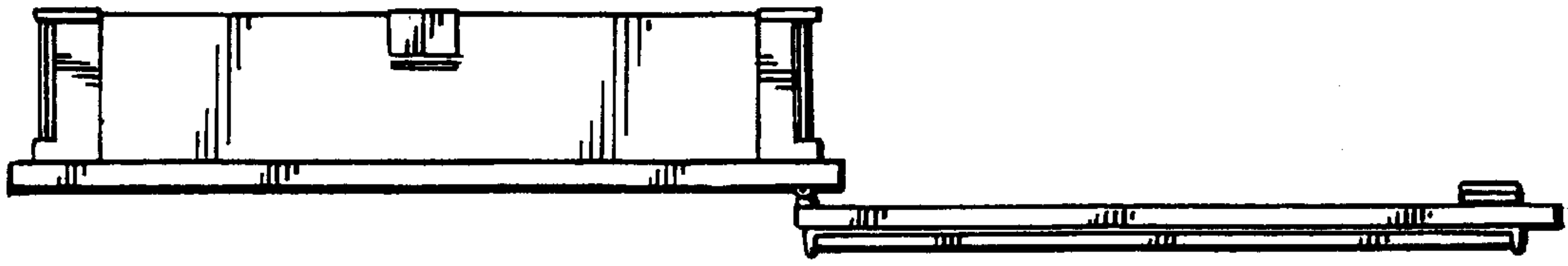


FIG. 4

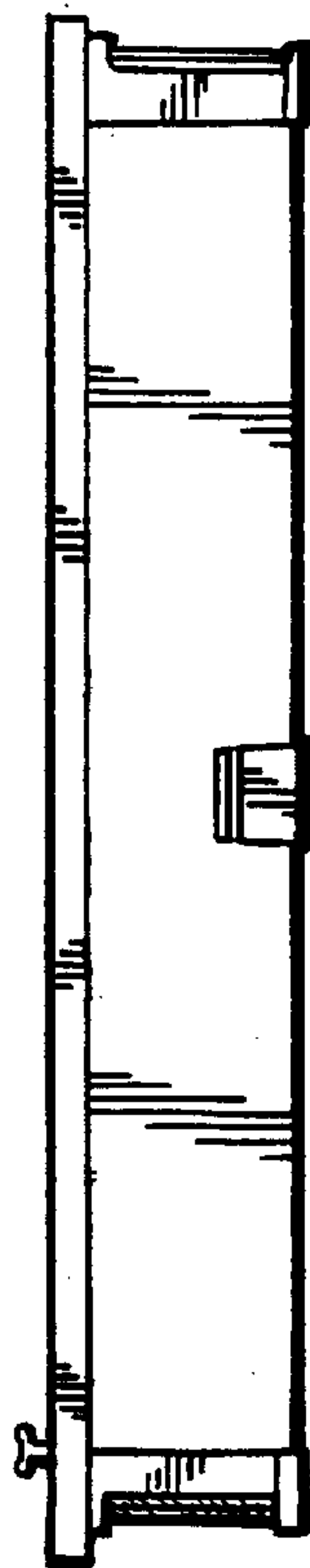


FIG. 5