



US00D403895S

United States Patent [19] Beggs

[11] Patent Number: **Des. 403,895**

[45] Date of Patent: ****Jan. 12, 1999**

[54] **MODULAR CRATE FURNITURE**
[76] Inventor: **Christopher J. Beggs**, 10431 El Rancho Dr., Whittier, Calif. 90606
[**] Term: **14 Years**
[21] Appl. No.: **79,900**
[22] Filed: **Nov. 18, 1997**

D. 231,905 6/1974 Rehrig D3/312
D. 234,894 4/1975 Vandenbeuck D6/181
D. 251,947 5/1979 Taniwaki D6/186
D. 284,898 7/1986 Graham D34/43
D. 301,413 6/1989 Rosen D6/397
D. 307,499 4/1990 Box D34/43
D. 320,297 9/1991 Hadashi D3/314
D. 355,073 2/1995 Junaedi D3/305
D. 355,798 2/1995 Goetz D6/479
5,427,394 6/1995 Lauto 280/47.35
B1 4,971,202 5/1997 Box 206/507 X

Related U.S. Application Data

[62] Division of Ser. No. 65,509, Jan. 27, 1997, Pat. No. Des. 393,553.
[51] **LOC (6) Cl.** **06-04**
[52] **U.S. Cl.** **D6/475; D3/312; D6/478**
[58] **Field of Search** D6/475, 476, 397, D6/478, 479; D3/304, 305, 307, 309-314; 211/186-188, 194, 74; 108/14, 16, 17, 60, 64, 91, 161; 312/107, 108; 206/245, 507, 515; 220/1.5, 426, 427

Primary Examiner—James Gandy
Assistant Examiner—Linda Brooks
Attorney, Agent, or Firm—Christie, Parker & Hale, LLP

[57] CLAIM

The ornamental design for modular crate furniture, as shown and described.

DESCRIPTION

FIG. 1 is a perspective view of a modular crate furniture; FIG. 2 is an enlarged front elevation view thereof; FIG. 3 is a right side view of FIG. 2, with the left side being a mirror image; FIG. 4 is a back elevation view of FIG. 2; and, FIG. 5 is a top plan view of FIG. 2.

[56] References Cited U.S. PATENT DOCUMENTS

D. 221,276 7/1971 Rehrig D3/312
D. 231,332 4/1974 Stauble D3/312

1 Claim, 5 Drawing Sheets

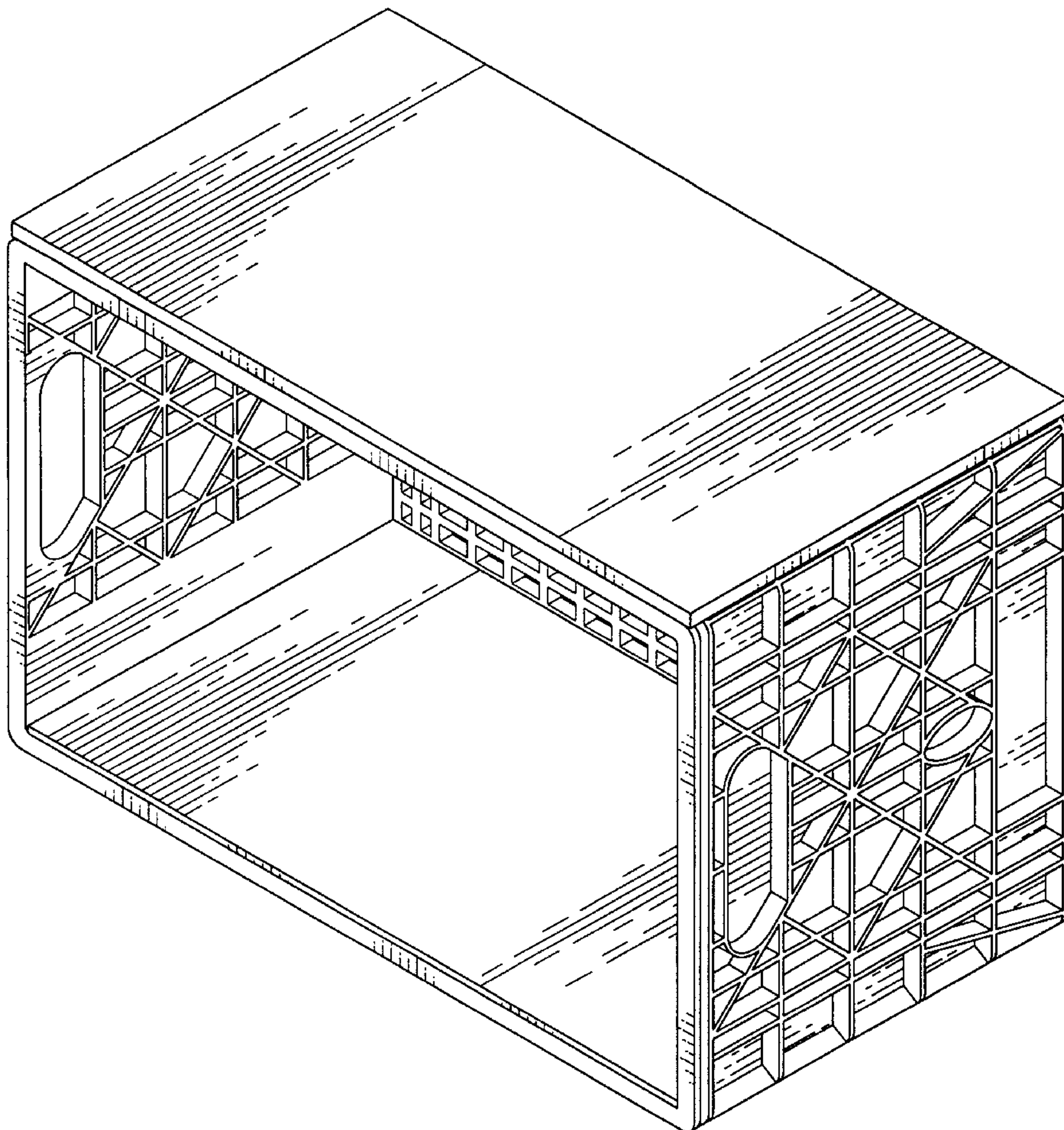


FIG. 1

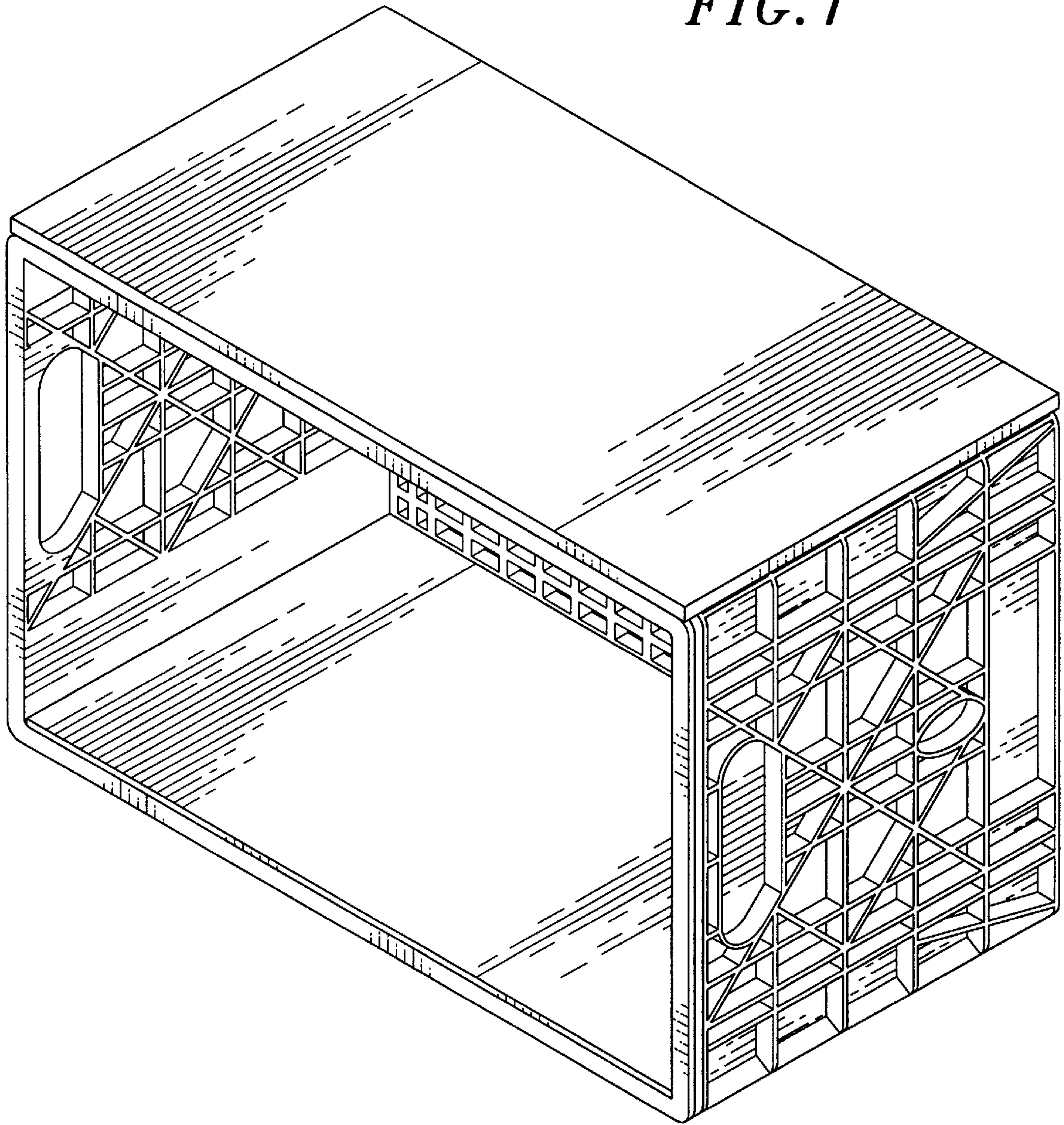


FIG. 2




FIG. 3

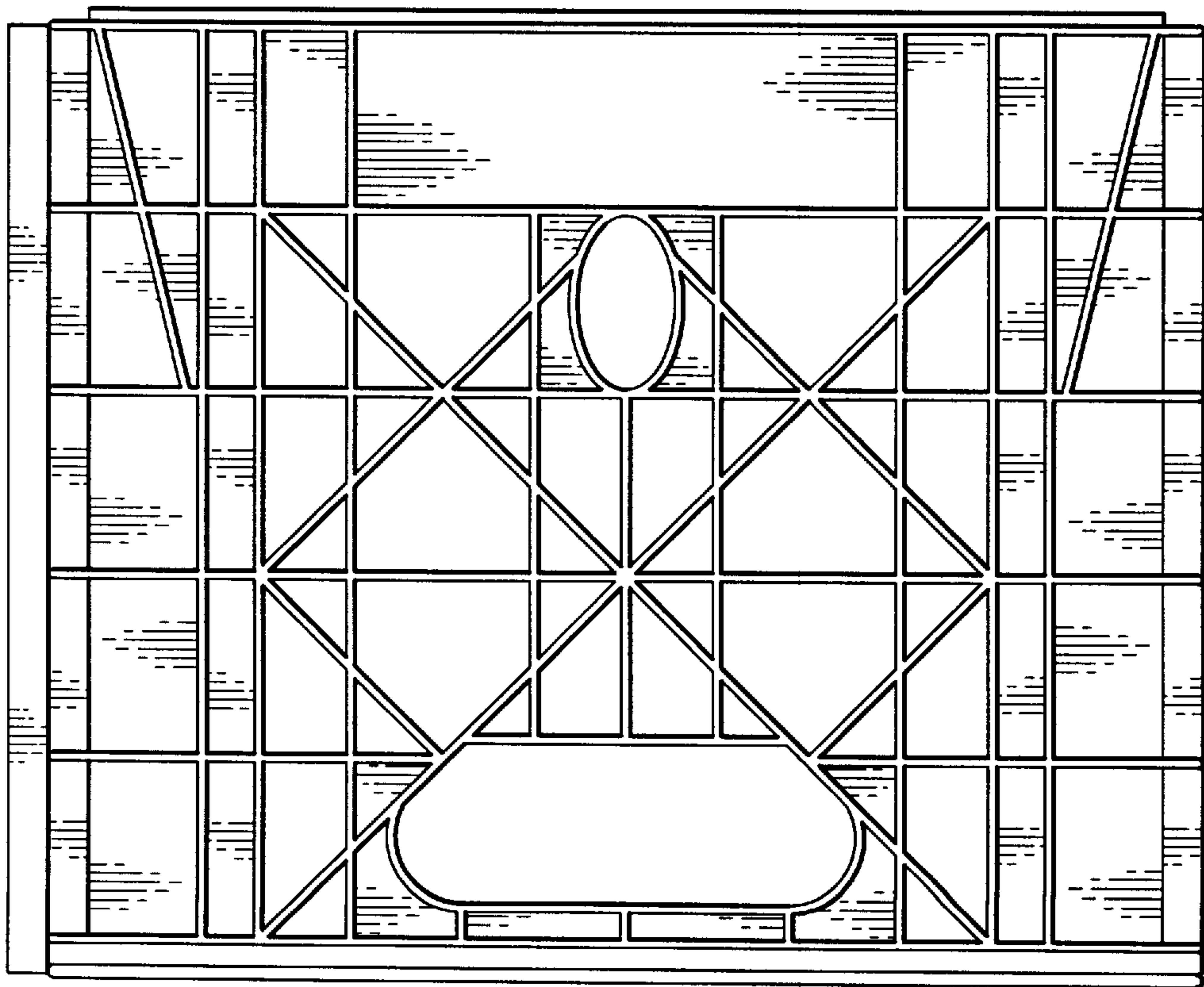


FIG. 4




FIG. 5

