

US00D403870S

# United States Patent [19] Gongora et al.

[11] **Patent Number: Des. 403,870**

[45] **Date of Patent: \*\*Jan. 12, 1999**

[54] **SEPARATOR PANEL**

[75] Inventors: **Antonio Canton Gongora; Carlos Jesús Cruz Fernandez; José María Muñagorri Enriquez; Juan Carlos Rayo Ortigüela**, all of Madrid, Spain

[73] Assignee: **Telefonica De Espana, S.A.**, Madrid, Spain

[\*\*] Term: **14 Years**

[21] Appl. No.: **62,648**

[22] Filed: **Nov. 21, 1996**

[30] **Foreign Application Priority Data**

May 21, 1996 [ES] Spain ..... 137529

[51] **LOC (6) Cl.** ..... **06-06**

[52] **U.S. Cl.** ..... **D6/332**

[58] **Field of Search** ..... D6/449, 332, 462; 160/23.1, 127, 120, 88, 122, 129, 352, 351, 128, 353, 25; 211/184, 180, 169; 52/645, 239; 135/121; D25/58, 60

[56] **References Cited**

**U.S. PATENT DOCUMENTS**

D. 178,937 10/1956 Stiffel ..... D25/58

D. 204,110 3/1966 Gordon ..... D6/449

D. 278,395 4/1985 Keeler ..... D6/332  
D. 296,619 7/1988 Charman ..... D6/332  
3,895,670 7/1975 Bales et al. .... 160/135  
3,929,534 12/1975 Kay ..... 160/351 X  
4,637,178 1/1987 Nimmo et al. .... 52/239 X

*Primary Examiner*—James Gandy  
*Assistant Examiner*—Linda Brooks  
*Attorney, Agent, or Firm*—Thelen Reid & Priest LLP

[57] **CLAIM**

The ornamental design for a separator panel, as shown and described.

**DESCRIPTION**

FIG. 1 is a bottom plan view of a separator panel embodying our new and ornamental design;  
FIG. 2 is a rear elevation thereof;  
FIG. 3 is a right side elevation thereof;  
FIG. 4 is a front elevation thereof;  
FIG. 5 is a left side elevation thereof;  
FIG. 6 is a top plan view thereof;  
FIG. 7 is a front perspective view thereof, with element reference 9 indicating a detail that is shown in FIG. 9;  
FIG. 8 is a rear perspective view thereof; and,  
FIG. 9 is an enlarged fragmentary elevation view of the encircled area 9 in FIG. 7 showing the mesh pattern behind the transparent panel in greater detail.

**1 Claim, 2 Drawing Sheets**






FIG. 1




FIG. 4

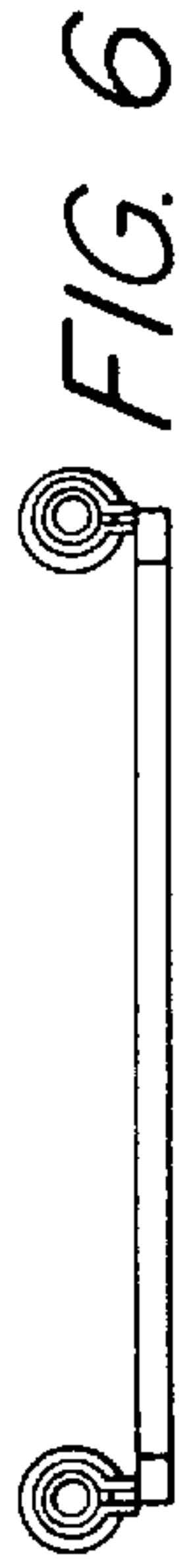


FIG. 2




FIG. 3




FIG. 5



FIG. 6








FIG. 7




FIG. 8

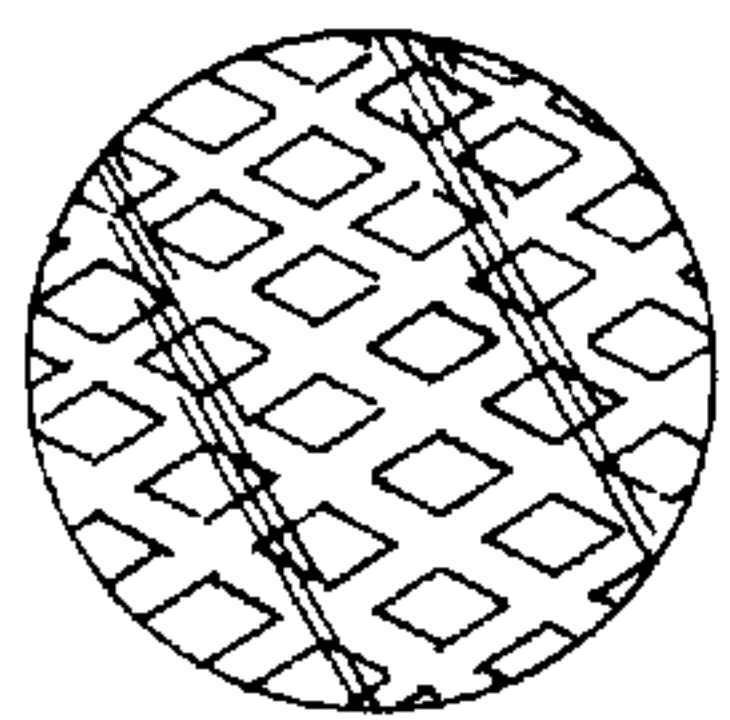


FIG. 9