



US00D403861S

United States Patent [19] Dahl

[11] **Patent Number: Des. 403,861**

[45] **Date of Patent: **Jan. 12, 1999**

[54] **ORGANIZER CASE**

[76] Inventor: **Jon S. Dahl**, P.O. Box 2977, Telluride, Colo. 81435

[**] Term: **14 Years**

[21] Appl. No.: **71,848**

[22] Filed: **May 19, 1997**

[51] **LOC (6) Cl. 03-01**

[52] **U.S. Cl. D3/303; D3/900**

[58] **Field of Search D3/201, 245, 246, D3/303, 900; D19/75, 86; 150/107, 108; 190/107, 117, 901; 206/323, 315.1; 303/4, 18, 38, 39**

[56] **References Cited**

U.S. PATENT DOCUMENTS

D. 288,033	2/1987	Lodico et al.	D3/900	X
D. 319,921	9/1991	Philipak	D3/246	X
D. 364,640	11/1995	Limbelman	D3/900	X
2,425,035	8/1947	Garnett et al.	383/18	X
4,182,391	1/1980	Kjose	206/315.1	X
5,036,973	8/1991	Aida	206/232	X

FOREIGN PATENT DOCUMENTS

707739 6/1966 Italy 150/107

Primary Examiner—Louis S. Zarfes
Assistant Examiner—Monica A. Weingart
Attorney, Agent, or Firm—Donald W. Erickson

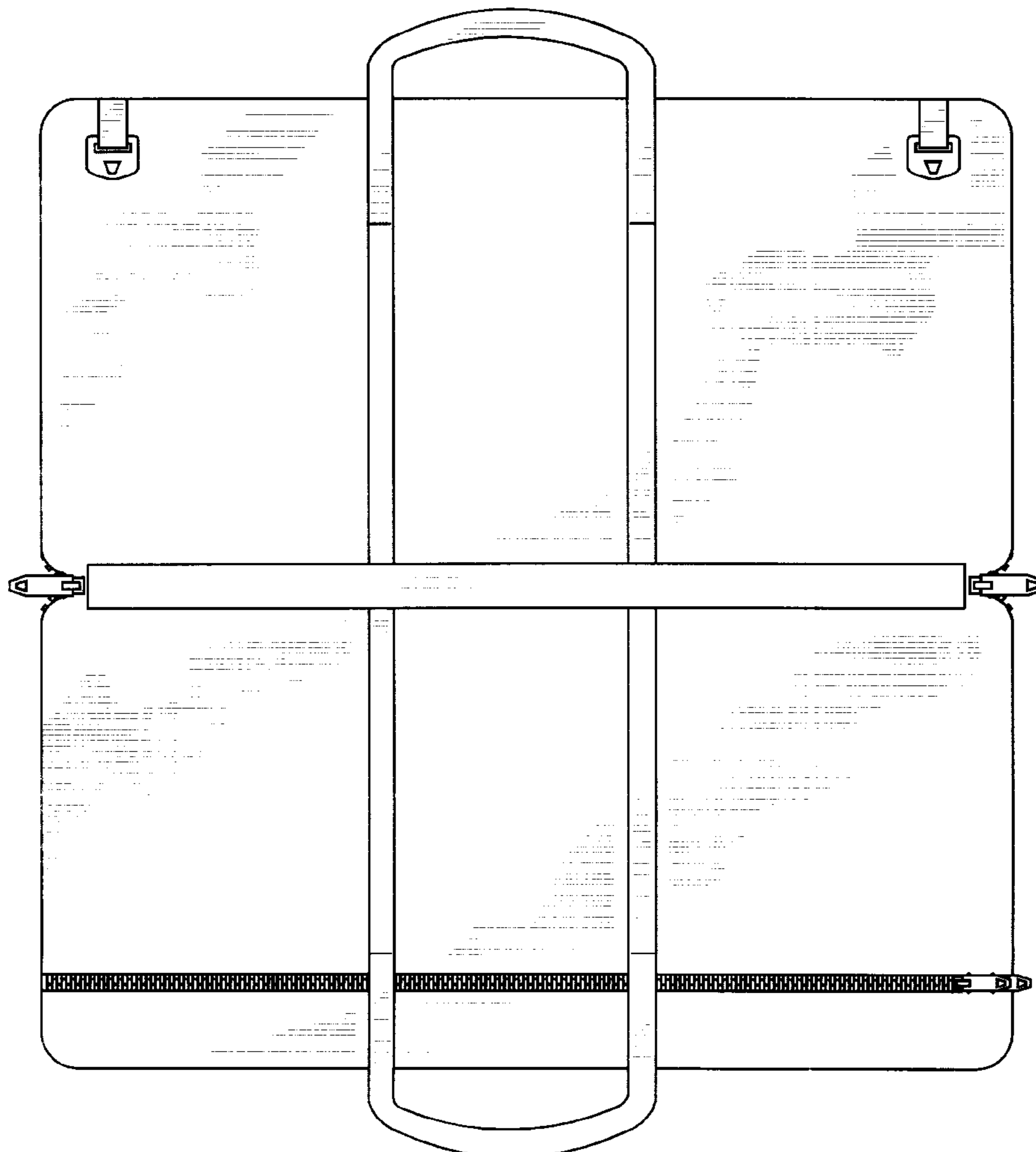
[57] **CLAIM**

The ornamental design for an organizer case, showing my new design.

DESCRIPTION

FIG. 1 is a top plan view, organizer case in open position, of my organizer case showing my new design; FIG. 2 is a top plan view thereof, outer surface of my organizer case in open position; FIG. 3 is a side view of FIG. 2; FIG. 4 is a side view of FIG. 1; FIG. 5 is an end view of FIG. 2; FIG. 6 is an end view of FIG. 1; and, FIG. 7 is a top plan view of my new design in open position with the organizer in extended position (non-extended position shown in FIG. 1).

1 Claim, 4 Drawing Sheets



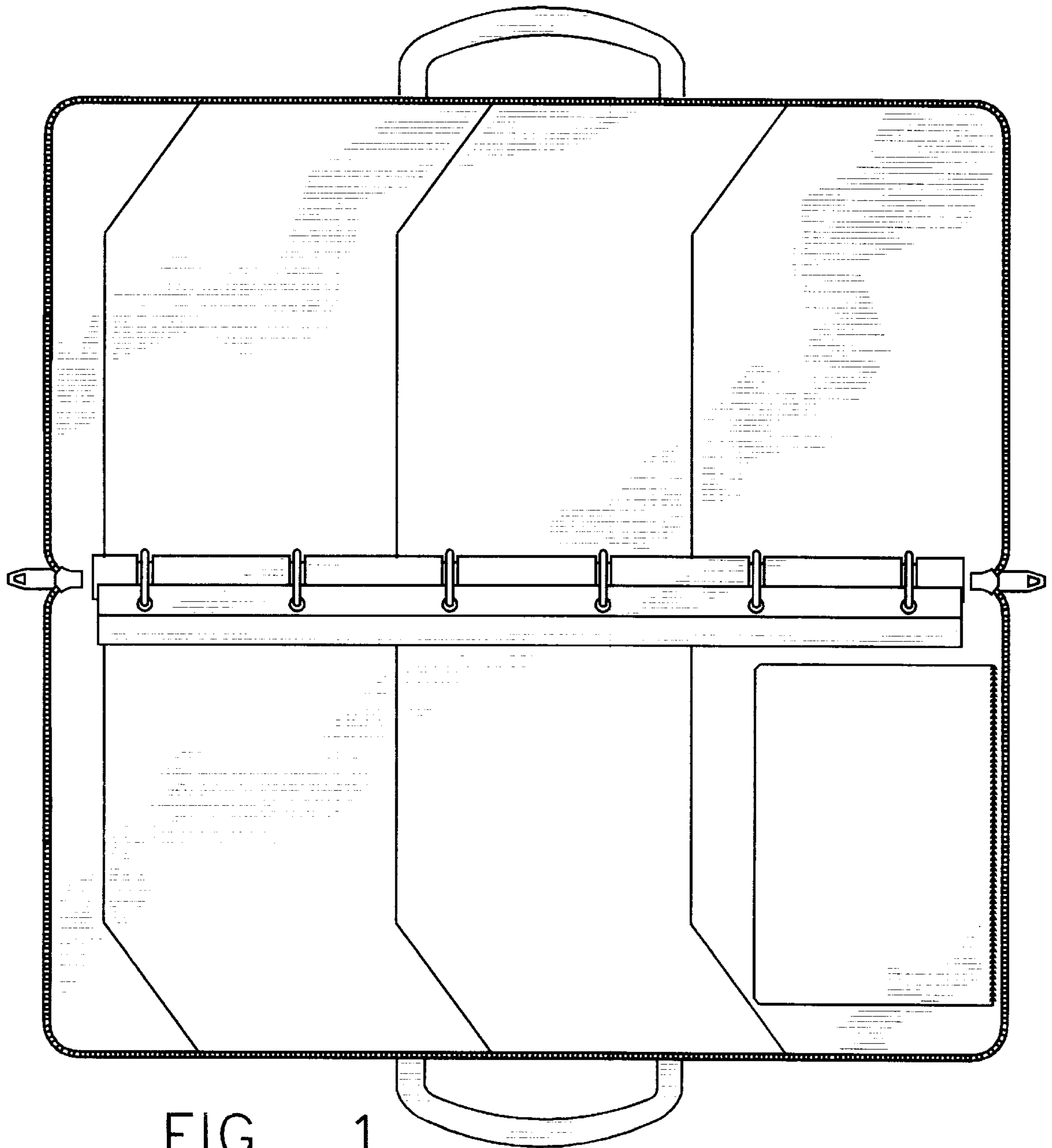


FIG. 1

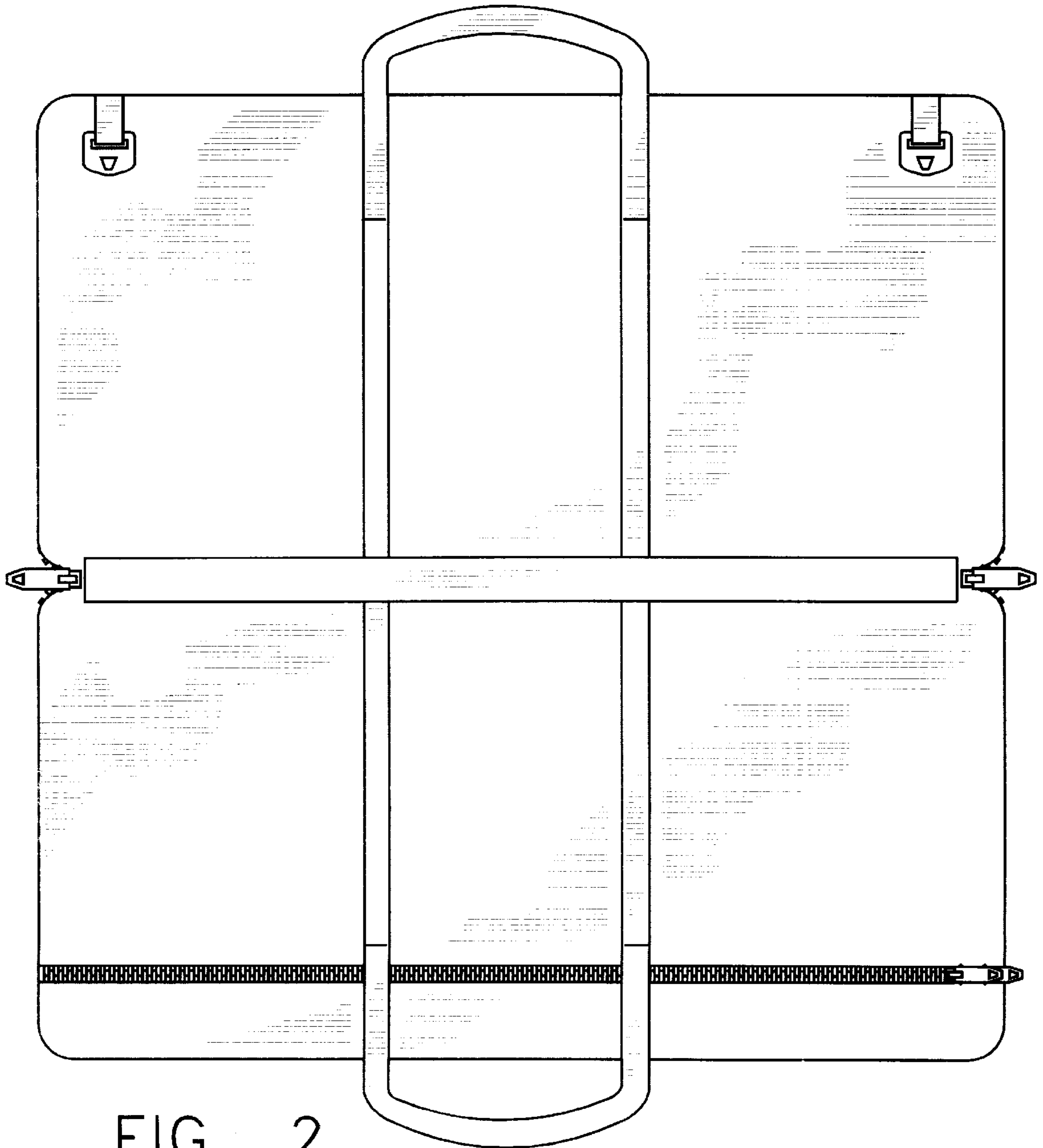


FIG. 2




FIG. 3




FIG. 4

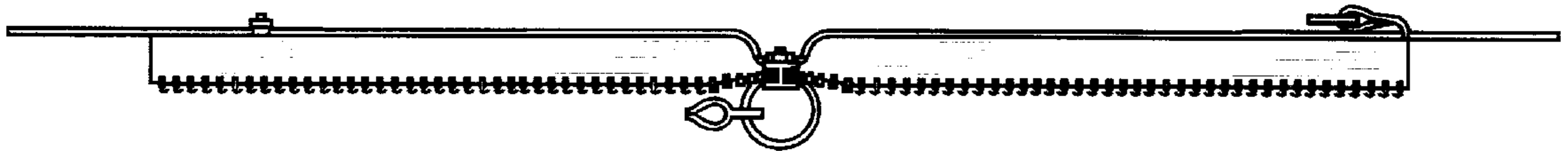


FIG. 5

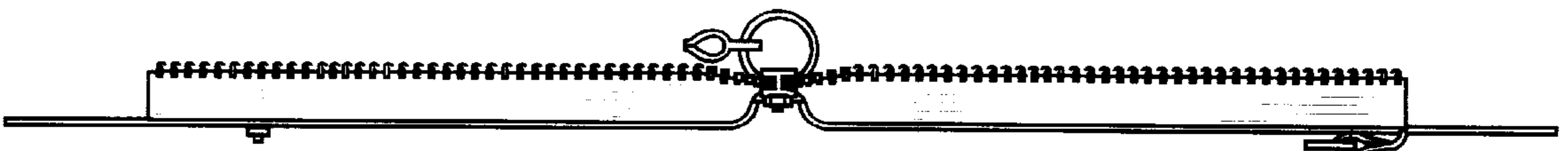


FIG. 6

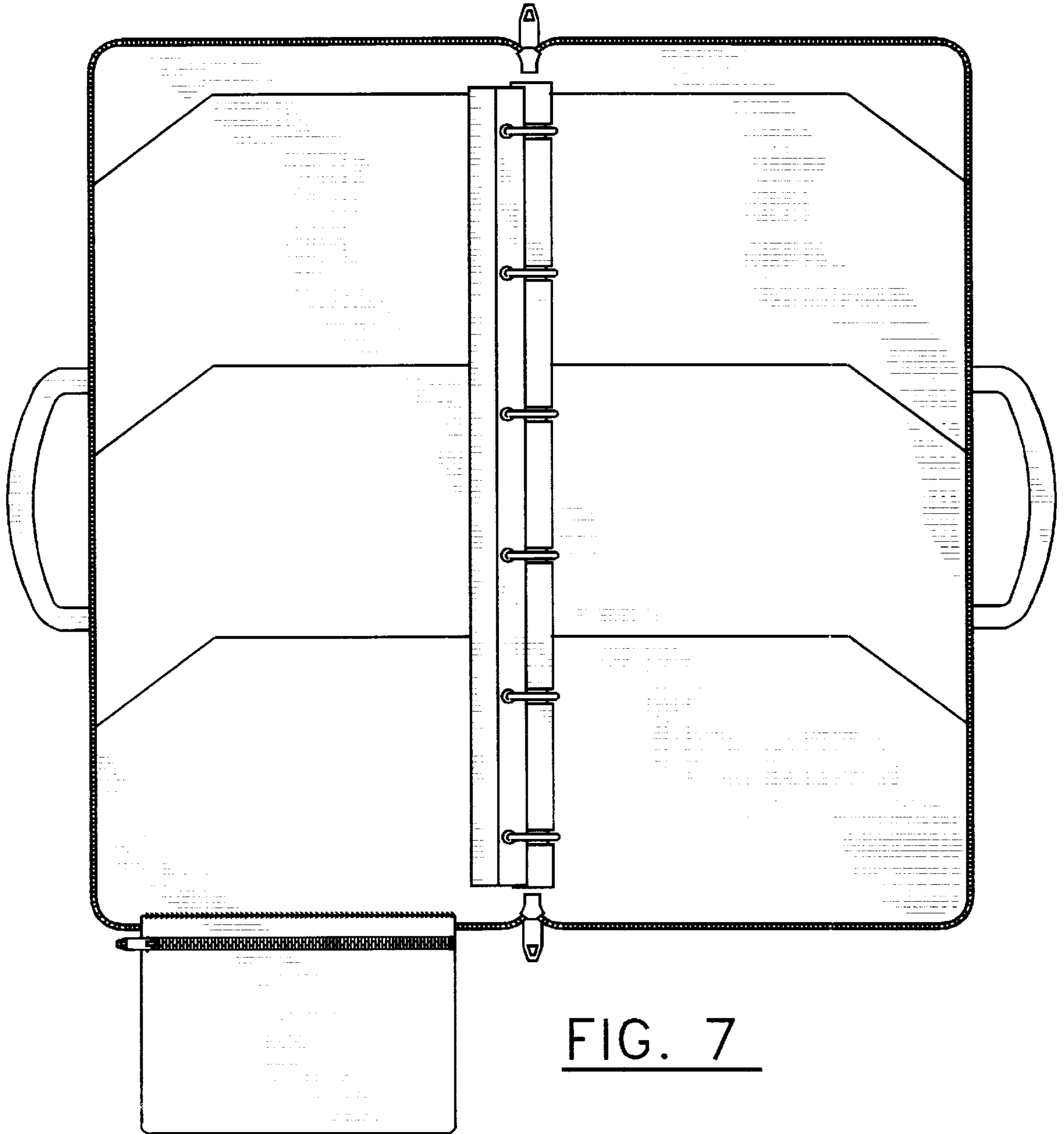


FIG. 7