



US00D403859S

United States Patent [19] Grona

[11] Patent Number: **Des. 403,859**

[45] Date of Patent: ****Jan. 12, 1999**

[54] **PROTECTIVE COVER**

[76] Inventor: **Susan E. Grona**, 4 Murray Ct.,
Rockville, N.Y. 11570

[**] Term: **14 Years**

[21] Appl. No.: **75,340**

[22] Filed: **Aug. 20, 1997**

[51] **LOC (6) Cl.** **03-01**

[52] **U.S. Cl.** **D3/278**

[58] **Field of Search** D3/300, 278; D6/610,
D6/611; 206/278, 287; 383/67, 113, 907;
D9/305

[56] **References Cited**

U.S. PATENT DOCUMENTS

D. 121,549	7/1940	Marghab	D6/610
D. 157,843	3/1950	Cohen	D6/601
D. 269,646	7/1983	Schaer	.	
D. 369,096	4/1996	Perrin et al.	D9/305
4,189,035	2/1980	Herz	190/43

4,662,513	5/1987	King et al.	206/287
5,078,668	1/1992	Endres	493/243
5,090,559	2/1992	Gendreau	206/278
5,433,355	7/1995	Watkins	223/1

Primary Examiner—Philip S. Hyder
Attorney, Agent, or Firm—Goldstein & Canino

[57] **CLAIM**

The ornamental design for a protective cover, as shown and described.

DESCRIPTION

FIG. 1 is a diagrammatic perspective view of the protective cover;

FIG. 2 is a front elevational view thereof;

FIG. 3 is a rear elevational view thereof;

FIG. 4 is a right side elevational view thereof, the left side view being a mirror image of the right side view;

FIG. 5 is a top plan view of the protective cover; and,

FIG. 6 is a bottom plan view of thereof.

1 Claim, 4 Drawing Sheets




FIG. 1




FIG. 2




FIG. 3




FIG. 4



FIG. 5



FIG. 6

