



US00D403858S

# United States Patent [19] Wicks

[11] **Patent Number: Des. 403,858**

[45] **Date of Patent: \*\*Jan. 12, 1999**

[54] **WALLET WITH INTEGRAL PAGER**

[75] Inventor: **James E. Wicks**, San Francisco, Calif.

[73] Assignees: **Sony Corporation**, Japan; **Sony Electronics, Inc.**, Park Ridge, N.J.

[\*\*] Term: **14 Years**

[21] Appl. No.: **68,461**

[22] Filed: **Feb. 28, 1997**

[51] **LOC (6) Cl.** ..... **03-01**

[52] **U.S. Cl.** ..... **D3/249; D3/247**

[58] **Field of Search** ..... D3/201, 247, 248,  
D3/249; D14/191; 150/106, 132; 383/38;  
206/232, 233, 305; 455/347, 351

[56] **References Cited**

### U.S. PATENT DOCUMENTS

D. 124,194	12/1940	Hoople	.....	D3/248
D. 288,263	2/1987	Pagano	.....	D3/249
D. 299,791	2/1989	Bishop	.....	D3/900 X

D. 329,746	9/1992	McGallaird	.....	D3/248
D. 353,594	12/1994	Kawano et al.	.....	D14/191
4,131,195	12/1978	Worrell, Jr.	.....	206/233 X

### FOREIGN PATENT DOCUMENTS

1346640	11/1963	France	.....	150/132
1010349	11/1965	United Kingdom	.....	150/132

*Primary Examiner*—Louis S. Zarfaz  
*Assistant Examiner*—Monica A. Weingart  
*Attorney, Agent, or Firm*—Ronald P. Kananen

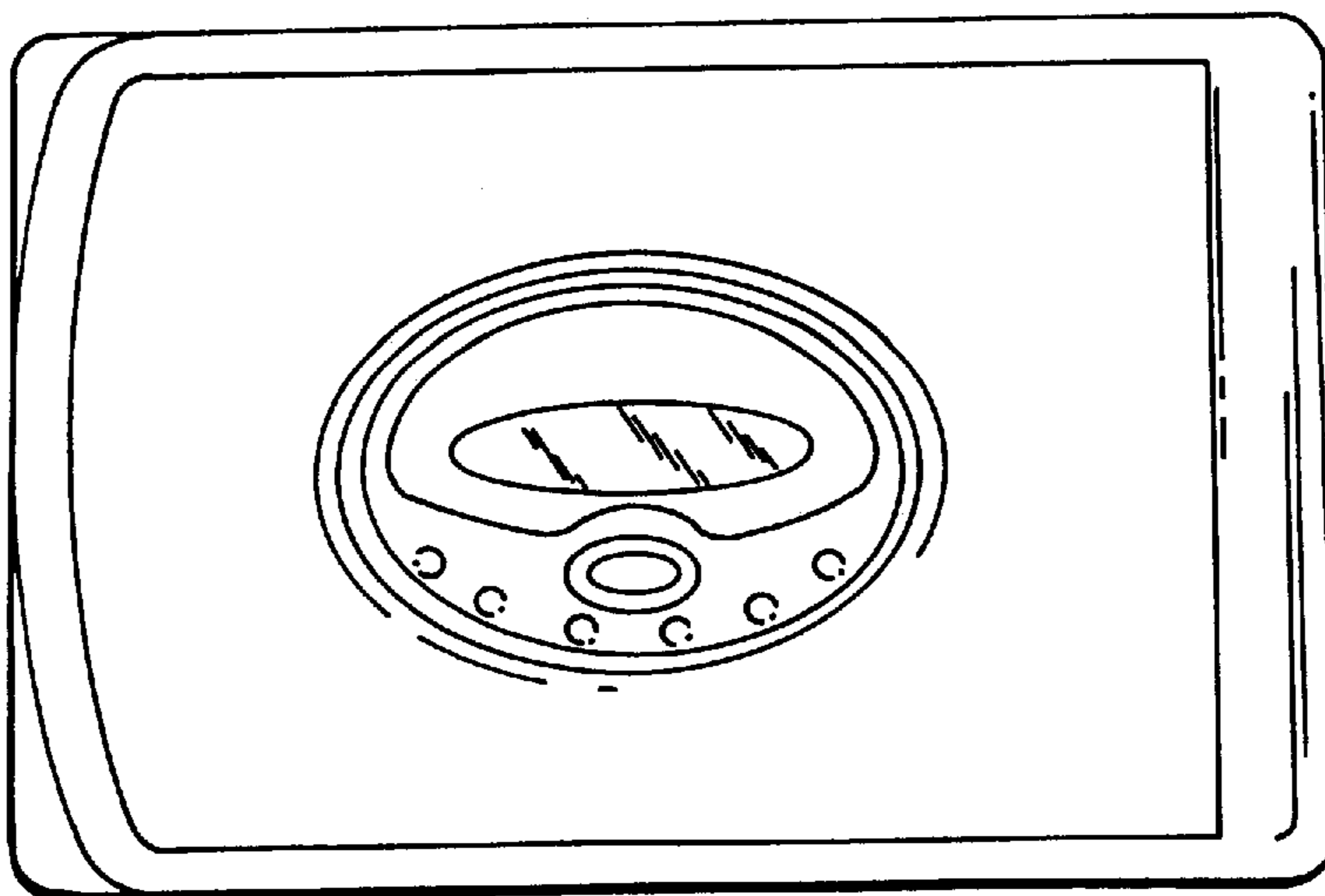
### [57] CLAIM

The ornamental design for a wallet with integral pager, as shown and described.

### DESCRIPTION

FIG. 1 is a front elevation view of a wallet with integral pager showing my new design;  
FIG. 2 is a top view thereof;  
FIG. 3 is a rear view thereof; and,  
FIG. 4 is a bottom view thereof.

**1 Claim, 1 Drawing Sheet**



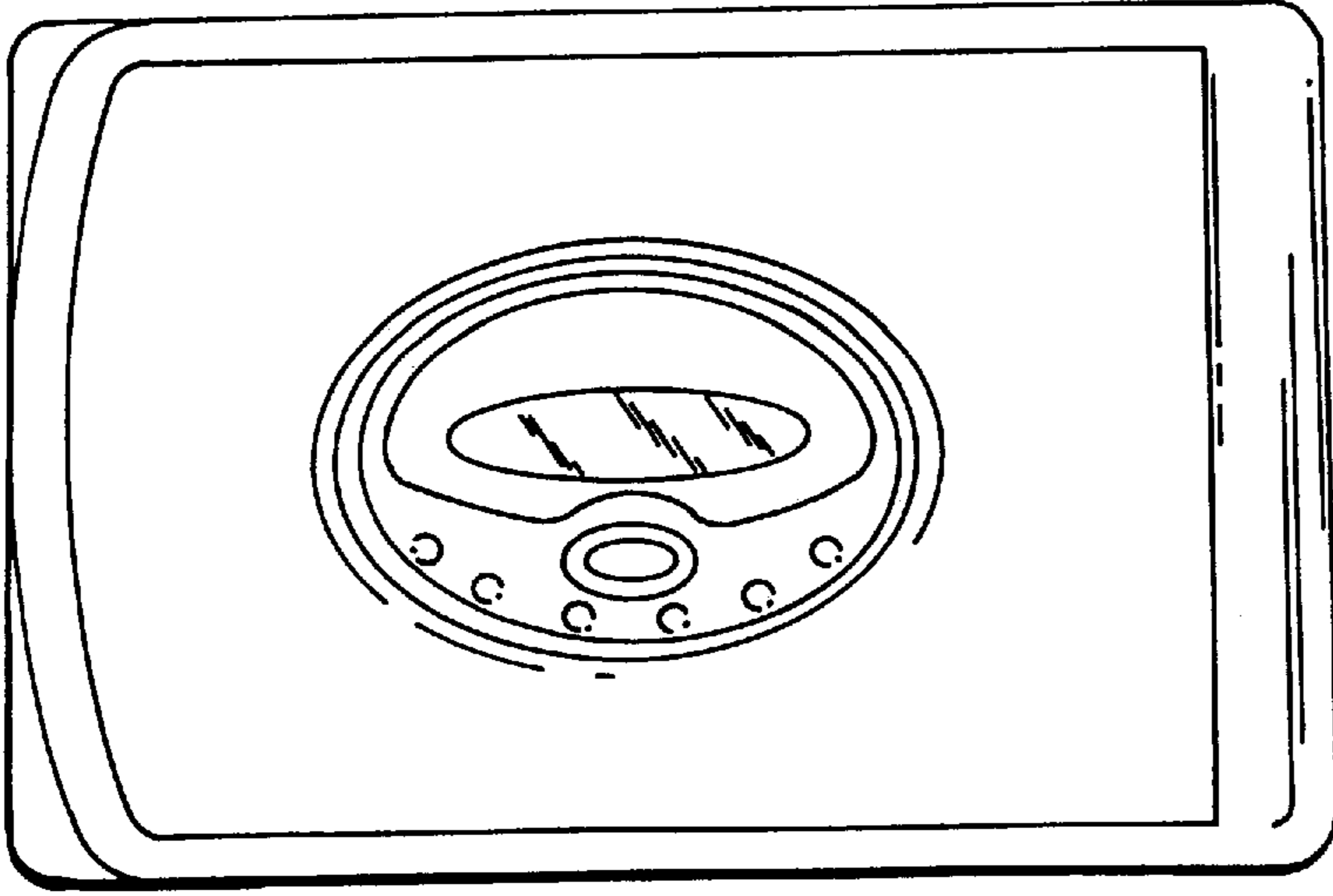


Fig. 1




Fig. 2

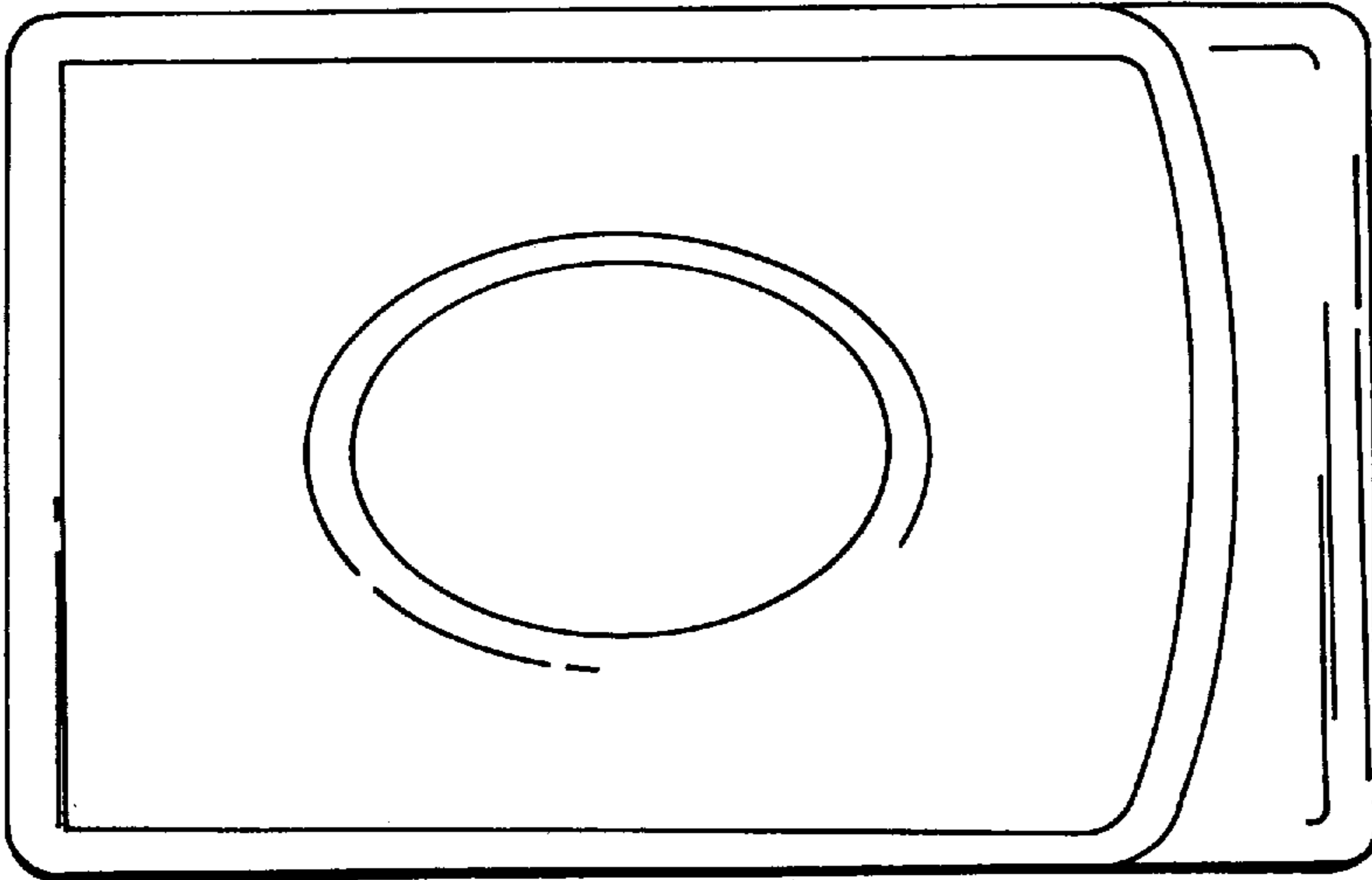


Fig. 3




Fig. 4